


MX Interprovincial de Chiclana

SECRETARIA

Circuito de Chiclana 1,200 km



| Nº | Nombre | Tx del coct | Clase | Reg. Piloto | Marca |
|-----|-------------------------------|-------------|------------------|-------------|-----------|
| 7 | AMINE BELCAID | 801 | ALEVÍN 65 CC | 20082-CA | KTM |
| 10 | IVAN SANCHEZ RODRIGUEZ | 802 | ALEVÍN 65 CC | 20199-H | KTM |
| 12 | PEDRO GODOY POLO | 803 | ALEVÍN 65 CC | 189274-CC | KTM |
| 14 | JOSE LUIS MORENO PANIAGUA | 804 | ALEVÍN 65 CC | 189281-CC | KTM |
| 20 | IZAN TORNAY NARVAEZ | 805 | ALEVÍN 65 CC | 20106-CA | KTM |
| 21 | AITOR AGUIAR MARTIN | 806 | ALEVÍN 65 CC | 67901-GC | KTM |
| 24 | JOSÉ LAVADO GONZALEZ | 807 | ALEVÍN 65 CC | 189266-BA | KTM |
| 27 | ALONSO PAREJO GONZALEZ | 808 | ALEVÍN 65 CC | 189269-BA | KTM |
| 28 | HUGO RUIZ CORREDERA | 809 | ALEVÍN 65 CC | 20019-SE | KTM |
| 31 | FCO JOSÉ MORENO BUTRON | 810 | ALEVÍN 65 CC | 20162-CA | |
| 55 | JOSE ANTONIO MORENO ROJAS | 811 | ALEVÍN 65 CC | 20194-CA | KTM |
| 69 | JOSE MIGUEL SANCHEZ RUIZ | 812 | ALEVÍN 65 CC | 20115-MA | KTM |
| 76 | ARDHENIANSYAH NELSON CARIOLI | 813 | ALEVÍN 65 CC | 20131-MA | |
| 94 | PABLO LORA CABALLERO | 814 | ALEVÍN 65 CC | 2106-MA | KTM |
| 121 | ISMAEL BERNALDEZ RENERO | 815 | ALEVÍN 65 CC | 20034-SE | KTM |
| 176 | VICTOR CORBACHO ROLDAN | 514 | ALEVÍN 65 CC | 20159-MA | KTM |
| 210 | HAYTHAM KAMRI | 817 | ALEVÍN 65 CC | 20073-MA | KTM |
| 212 | JAIME BORREGO ARIAS | 818 | ALEVÍN 65 CC | 20016-CA | |
| 223 | ALEJANDRO TORRES FERNANDEZ | 506 | ALEVÍN 65 CC | 20007-MA | |
| 317 | JOSE OTERO PINTO | 820 | ALEVÍN 65 CC | 20092-CA | YAMAHA |
| 384 | IKER CORDERO BORDA | 821 | ALEVÍN 65 CC | 189293-CC | KTM |
| 24 | JOSE LUIS NIETO VIDAL | 822 | CLASICAS 85 CC | 189298-BA | RIEJU |
| 61 | VICTOR CRESPO TELLEZ | 823 | CLASICAS 85 CC | 20086-SE | KTM |
| 77 | JOSE VILLANUEVA JUNCOSA | 824 | CLASICAS 85 CC | 20102-SE | KTM |
| 7 | ENRIQUE LEON GALLEGO | 825 | CLASICAS OPEN | 20113-MA | YAMAHA |
| 8 | RAUL MARTIN GALVAN | 826 | CLASICAS OPEN | 20168-SE | YAMAHA |
| 76 | ALBERTO CORBACHO AGUILAR | 827 | CLASICAS OPEN | 20158-MA | HONDA |
| 1 | JOSE ANTONIO BUTRON OLIVA | 828 | MX-1 | 19984-CA | KTM |
| 19 | MARCO BAENA VELA | 829 | MX-1 | 20096-SE | YAMAHA |
| 31 | MANEUL BELTRAN GARRIDO | 830 | MX-1 | 20044-H | KTM |
| 34 | ALBERTO PACHECO PEREZ | 831 | MX-1 | 20178-CA | YAMAHA |
| 35 | PEDRO HERRERA LUQUE | 520 | MX-1 | 20179-CA | YAMAHA |
| 57 | JOSE ALBERTO ALMENARA CAMISÓN | 833 | MX-1 | 20050-SE | YAMAHA |
| 85 | JONATHAN MARQUEZ RODRIGUEZ | 524 | MX-1 | 189279-BA | |
| 91 | JESUS QUINTERO HERNADEZ | 401 | MX-1 | 189264-CC | HONDA |
| 169 | VICTOR RODRIGUEZ CEBRIAN | 402 | MX-1 | 20117-CA | HUSQVARN. |
| 6 | ISMAEL MOHAMED MAIMON | 103 | MX-1 AFICIONADOS | 20110-SE | KAWASAKI |
| 47 | DIEGO GALVEZ GARCÍA | 404 | MX-1 AFICIONADOS | 19995-SE | KTM |
| 49 | ALVARO ROLDAN PRUDENCIO | 405 | MX-1 AFICIONADOS | 20108-H | YAMAHA |
| 71 | GIOVANNI ARANDA IGLESIAS | 406 | MX-1 AFICIONADOS | 20147-CA | YAMAHA |
| 78 | ANDRES GORDILLO LAMA | 407 | MX-1 AFICIONADOS | 20093-SE | HONDA |
| 96 | WIEBE AMADOR BAENA | 408 | MX-1 AFICIONADOS | 20151-SE | KTM |
| 149 | TAREK ABDERRAHAMAN AHMED | 438 | MX-1 AFICIONADOS | 20206-SE | KTM |
| 172 | JORGE CARRASCO NEVADO | 410 | MX-1 AFICIONADOS | 189291-BA | |
| 327 | ABEL PESCADOR PEREZ | 411 | MX-1 AFICIONADOS | 189290-CC | HUQVARNA |

Cronometraje

Orbits



MX Interprovincial de Chiclana

SECRETARIA

Circuito de Chiclana 1,200 km

| Nº | Nombre | Tx del coct | Clase | Reg. Piloto | Marca |
|-----|-------------------------------|-------------|------------------|-------------|-----------|
| 77 | TOMAS IGNACIO MERCADO CAMPO | 412 | MX-2 | 67906-TF | KTM |
| 100 | MIRIAM MENA SERRALBO | 413 | MX-2 | 20054-SE | HONDA |
| 161 | GONZALO GOMEZ VILLEGAS | 414 | MX-2 | 20134-H | |
| 179 | RICHARD SYKINA | 112 | MX-2 | 20209-CA | KTM |
| 221 | PABLO CABRERA GONZÁLEZ | 416 | MX-2 | 67902-GC | KTM |
| 257 | JONATAN ALMENARA CAMISON | 417 | MX-2 | 20057-SE | KTM |
| 313 | PETER POLAK | 418 | MX-2 | 20208-CA | KTM |
| 317 | MIGUEL ANGEL SUAREZ FERNANDEZ | 419 | MX-2 | 19985-SE | KTM |
| 325 | ALFARIZI MUHAMMAD DELVINTOR | 420 | MX-2 | 20133-MA | |
| 397 | DENIS CANTO SERRANO | 421 | MX-2 | 20069-CA | TM |
| 519 | JOSE ANTONIO APARICIO SANCHEZ | 422 | MX-2 | 20176-SE | YAMAHA |
| 727 | JULIAN MATEO SIERRA | 423 | MX-2 | 20049-SE | |
| 9 | JOSE DANIEL HORRILLO CADENA | 101 | MX-2 AFICIONADOS | 20192-SE | HUSQVARN. |
| 10 | DANIEL VERDUGO BERMUDEZ | 425 | MX-2 AFICIONADOS | 20173-SE | KAWASAKI |
| 19 | HUGO MIGUEL CANDIDO DE CUHNHA | 426 | MX-2 AFICIONADOS | 20186-CA | YAMAHA |
| 21 | FCO.JOSE MADUEÑO VIDAL | 427 | MX-2 AFICIONADOS | 20070-SE | YAMAHA |
| 24 | RUBEN BUTRON VERDUGO | 428 | MX-2 AFICIONADOS | 20135-CA | KAWASAKI |
| 29 | SAMUEL ROJAS MARTINEZ | 429 | MX-2 AFICIONADOS | 20059-SE | HUSQVARN. |
| 34 | SEBASTIAN POMARES RODRIGUEZ | 430 | MX-2 AFICIONADOS | 20127-H | YAMAHA |
| 38 | JOSE LUIS CRESPO PARRA | 431 | MX-2 AFICIONADOS | 20130-SE | HUSQVARN. |
| 44 | FRANCISCO CABEZA MENACHO | 136 | MX-2 AFICIONADOS | 20183-CA | YAMAHA |
| 50 | DIEGO ALBA ARAGON | 433 | MX-2 AFICIONADOS | 20185-CA | HONDA |
| 71 | RAFAEL AVALOS LOPEZ | 434 | MX-2 AFICIONADOS | 20188-SE | HONDA |
| 89 | JAVIER BARRIGA MARIN | 435 | MX-2 AFICIONADOS | 20064-SE | KTM |
| 99 | DANIEL LOPEZ BORREGO | 436 | MX-2 AFICIONADOS | 20099-SE | HUSQVARN. |
| 100 | ALEJANDRO ARRECIADO BALLESTER | 138 | MX-2 AFICIONADOS | 20014-SE | KTM |
| 101 | ENRIQUE RUIZ MAQUEDA | 439 | MX-2 AFICIONADOS | 20169-SE | HUSQVARN. |
| 111 | JUAN JOSE GONZALEZ RODRIGUEZ | 437 | MX-2 AFICIONADOS | 20164-H | HUSQVARN. |
| 129 | ABEL ARMARIO ZALDIVAR | 409 | MX-2 AFICIONADOS | 20144-CA | KAWASAKI |
| 173 | MANUEL JESUS PARADELA FORNELL | 111 | MX-2 AFICIONADOS | 61297-CA | HONDA |
| 242 | SERGIO ATENCIA CARO | 124 | MX-2 AFICIONADOS | 20098-SE | |
| 511 | SERGIO SALAS CRUZ | 117 | MX-2 AFICIONADOS | 20028-H | KTM |
| 19 | JOSE MIGUEL LOPEZ FERNANDEZ | 305 | MX-3 | 20043-SE | KTM |
| 66 | DAVID TORRALBA DIEGUEZ | 306 | MX-3 | 20177-SE | YAMAHA |
| 101 | ANTONIO VILLEGAS IGLESIAS | 307 | MX-3 | 20003-SE | KTM |
| 321 | DAVID CANO BARBERO | 308 | MX-3 | 20182-CA | HONDA |
| 1 | CARLOS OLMEDO MORALES | 309 | MX-4 | 20058-SE | HUSQVARN. |
| 6 | DAMIAN MORENO LIMONES | 310 | MX-4 | 20103-SE | KAWASAKI |
| 7 | OSCAR PALMAS GONZALEZ | 311 | MX-4 | 20145-H | KAWASAKI |
| 11 | FRANCISCO BAÑEZ JIMENEZ | 134 | MX-4 | 20063-H | KTM |
| 15 | FRANCISCO MIGUEZ RAMOS | 313 | MX-4 | 20112-SE | YAMAHA |
| 17 | RAFAEL BUTRON RODRIGUEZ | 314 | MX-4 | 20191-CA | KAWASAKI |
| 56 | JOSE MORENO SANCHEZ | 315 | MX-4 | 20100-H | KAWASAKI |
| 61 | FRANCISCO PALMAS GONZALEZ | 316 | MX-4 | 20090-H | KAWASAKI |
| 69 | FLORENCIO BOCETA MARTINEZ | 318 | MX-4 | 20041-SE | KTM |

Cronometraje

Orbits



MX Interprovincial de Chiclana

SECRETARIA

Circuito de Chiclana 1,200 km

| Nº | Nombre | Tx del coct | Clase | Reg. Piloto | Marca |
|-----|----------------------------|-------------|-------------------|-------------|-----------|
| 77 | JOSE VILLANUEVA JUNCOSA | 319 | MX-4 | 20102-SE | HUSQVARN. |
| 84 | RAUL CASTEL ROMERO | 320 | MX-4 | 20048-SE | |
| 94 | HOUMAN GABARI | 321 | MX-4 | 20157-SE | HONDA |
| 123 | JORGE GALAN MUÑOZ | 120 | MX-4 | 20116-H | KAWASAKI |
| 14 | JOSE ANTONIO RUIZ AVILA | 323 | PROMESAS 85 CC | 20156-CA | |
| 19 | RAFAEL GALIANO ARENGA | 324 | PROMESAS 85 CC | 20025-SE | HUSQVARN. |
| 21 | ADAY ROJAS ROBLES | 128 | PROMESAS 85 CC | 20143-CA | HUSQVARN. |
| 22 | HUGO NORK | 326 | PROMESAS 85 CC | 20138-MA | |
| 24 | JACOBO VAZQUEZ SANCHEZ | 327 | PROMESAS 85 CC | 20097-SE | KTM |
| 51 | RAUL CARDENAS ESPINOSA | 328 | PROMESAS 85 CC | 20045-SE | KTM |
| 61 | FRANCISCO PALMAS RODRIGUEZ | 329 | PROMESAS 85 CC | 20091-H | KTM |
| 68 | ALVARO SACHEZ RODRIGUEZ | 107 | PROMESAS 85 CC | 20040-H | KTM |
| 75 | ARDYANSYAH SHEVA ANELA | 119 | PROMESAS 85 CC | 20132-MA | |
| 85 | JONATHAN ROMERO CORDERO | 332 | PROMESAS 85 CC | 20084-CA | KTM |
| 110 | RICHARD PAAT | 116 | PROMESAS 85 CC | 20137-MA | |
| 112 | VICTOR BELTRAN CORONEL | 137 | PROMESAS 85 CC | 20017-H | HUSQVARN. |
| 114 | MUHAMMAD ARSENIO ALGIFARI | 336 | PROMESAS 85 CC | 20138-MA | |
| 229 | FRANCISCO GARCIA OCAÑA | 109 | PROMESAS 85 CC | 20023-CA | HUSQVARN. |
| 317 | JERONIMO MUÑOZ SOTO | 338 | PROMESAS 85 CC | 20141-CA | |
| 12 | OSCAR PALMAS ACUÑA | 339 | 50 CC AUTOMATICAS | 20146-H | KTM |
| 17 | JESUS NAVARRO HUERTAS, | 340 | 50 CC AUTOMATICAS | 20083-SE | HUSQVARN. |
| 21 | ABRAHAM POQUET PEREZ | 207 | 50 CC AUTOMATICAS | 20008-CA | KTM |
| 44 | ANGEL FERNANDEZ SARMIENTO | 208 | 50 CC AUTOMATICAS | 20189-CA | HUSQVARN. |
| 61 | OLIVER MATILLA ROMERO | 209 | 50 CC AUTOMATICAS | 20042-CO | HUSQVARN. |
| 76 | JOSE ANTONIO OREA NAVARRO | 210 | 50 CC AUTOMATICAS | 20047-SE | HUSQVARN. |
| 141 | DAVID SALAS CASTELLANO | 211 | 50 CC AUTOMATICAS | 20027-HU | KTM |
| 248 | PABLO CABRERA AVALOS | 212 | 50 CC AUTOMATICAS | 20026-H | HUSQVARN. |
| 320 | SERGIO NAVARRO GAMERO | 213 | 50 CC AUTOMATICAS | 20066-MA | |

MX Interprovincial de Chiclana

Clasificado por mejor tiempo de vuelta

1. MX1-MX2 AFICIONADOS

Circuito de Chiclana 1,200 km

Cronometrados MX1-MX2 AFICIONADOS

27/01/2019 09:30

Clasificación (15:00 Tiempo) iniciado a 9:33:18

| Pos. | Nº | Nombre | Apellido/s | Marca | Dif. resp. 1º | Mejor Tm | Vueltas | Clase |
|------|-----|--------------|---------------------|-----------|---------------|----------|---------|-----------------|
| 1 | 29 | SAMUEL | ROJAS MARTINEZ | HUSQVARNA | | 1:44.563 | 6 | MX-2 AFICIONADO |
| 2 | 89 | JAVIER | BARRIGA MARIN | KTM | 10.955 | 1:55.518 | 7 | MX-2 AFICIONADO |
| 3 | 78 | ANDRES | GORDILLO LAMA | HONDA | 10.987 | 1:55.550 | 4 | MX-1 AFICIONADO |
| 4 | 47 | DIEGO | GALVEZ GARCÍA | KTM | 12.653 | 1:57.216 | 3 | MX-1 AFICIONADO |
| 5 | 71 | GIOVANNI | ARANDA IGLESIAS | YAMAHA | 14.264 | 1:58.827 | 4 | MX-1 AFICIONADO |
| 6 | 50 | DIEGO | ALBA ARAGON | HONDA | 15.087 | 1:59.650 | 2 | MX-2 AFICIONADO |
| 7 | 38 | JOSE LUIS | CRESPO PARRA | HUSQVARNA | 15.614 | 2:00.177 | 3 | MX-2 AFICIONADO |
| 8 | 9 | JOSE DANIEL | HORRILLO CADENA | HUSQVARNA | 17.095 | 2:01.658 | 3 | MX-2 AFICIONADO |
| 9 | 101 | ENRIQUE | RUIZ MAQUEDA | HUSQVARNA | 18.327 | 2:02.890 | 6 | MX-2 AFICIONADO |
| 10 | 242 | SERGIO | ATENCIA CARO | | 18.674 | 2:03.237 | 6 | MX-2 AFICIONADO |
| 11 | 100 | MIRIAM | MENA SERRALBO | HONDA | 18.714 | 2:03.277 | 6 | MX-2 AFICIONADO |
| 12 | 19 | HUGO MIGUEL | CANDIDO DE CUHNHA | YAMAHA | 18.937 | 2:03.500 | 2 | MX-2 AFICIONADO |
| 13 | 24 | RUBEN | BUTRON VERDUGO | KAWASAKI | 19.525 | 2:04.088 | 5 | MX-2 AFICIONADO |
| 14 | 34 | SEBASTIAN | POMARES RODRIGUEZ | YAMAHA | 19.826 | 2:04.389 | 6 | MX-2 AFICIONADO |
| 15 | 49 | ALVARO | ROLDAN PRUDENCIO | YAMAHA | 20.030 | 2:04.593 | 1 | MX-1 AFICIONADO |
| 16 | 129 | ABEL | ARMARIO ZALDIVAR | KAWASAKI | 21.161 | 2:05.724 | 5 | MX-2 AFICIONADO |
| 17 | 71 | RAFAEL | AVALOS LOPEZ | HONDA | 21.704 | 2:06.267 | 4 | MX-2 AFICIONADO |
| 18 | 96 | WIEBE | AMADOR BAENA | KTM | 22.069 | 2:06.632 | 3 | MX-1 AFICIONADO |
| 19 | 10 | DANIEL | VERDUGO BERMUDEZ | KAWASAKI | 22.952 | 2:07.515 | 4 | MX-2 AFICIONADO |
| 20 | 21 | FCO.JOSE | MADUEÑO VIDAL | YAMAHA | 23.328 | 2:07.891 | 6 | MX-2 AFICIONADO |
| 21 | 149 | TAREK | ABDERRAHAMAN AHMED | KTM | 24.746 | 2:09.309 | 6 | MX-1 AFICIONADO |
| 22 | 171 | SERAFIN | OLIVA RUIZ | | 26.847 | 2:11.410 | 1 | MX-2 AFICIONADO |
| 23 | 173 | MANUEL JESUS | PARADELA FORNELL | HONDA | 27.189 | 2:11.752 | 4 | MX-2 AFICIONADO |
| 24 | 99 | DANIEL | LOPEZ BORREGO | HUSQVARNA | 28.872 | 2:13.435 | 3 | MX-2 AFICIONADO |
| 25 | 44 | FRANCISCO | CABEZA MENACHO | YAMAHA | 30.779 | 2:15.342 | 3 | MX-2 AFICIONADO |
| 26 | 111 | JUAN JOSE | GONZALEZ RODRIGUEZ | HUSQVARNA | 30.929 | 2:15.492 | 3 | MX-2 AFICIONADO |
| 27 | 6 | ISMAEL | MOHAMED MAIMON | KAWASAKI | 31.432 | 2:15.995 | 5 | MX-1 AFICIONADO |
| 28 | 172 | JORGE | CARRASCO NEVADO | | 36.381 | 2:20.944 | 2 | MX-1 AFICIONADO |
| 29 | 327 | ABEL | PESCADOR PEREZ | HUQVARNA | 37.188 | 2:21.751 | 2 | MX-1 AFICIONADO |
| 30 | 511 | SERGIO | SALAS CRUZ | KTM | 37.539 | 2:22.102 | 1 | MX-2 AFICIONADO |
| 31 | 100 | ALEJANDRO | ARRECIADO BALLESTER | KTM | 37.828 | 2:22.391 | 2 | MX-2 AFICIONADO |

MX Interprovincial de Chiclana

Clasificado por mejor tiempo de vuelta

1. MX1-MX2 AFICIONADOS

Circuito de Chiclana 1,200 km

Cronometrados MX1-MX2 AFICIONADOS

27/01/2019 09:30

Clasificación (15:00 Tiempo) iniciado a 9:33:18

| Pos. | Nº | Nombre | Apellido/s | Marca | Dif. resp. 1º | Mejor Tm | Vueltas | Clase |
|-------------------------|-----|--------------|---------------------|-----------|---------------|----------|---------|-------------------|
| MX-1 AFICIONADOS | | | | | | | | |
| 1 | 78 | ANDRES | GORDILLO LAMA | HONDA | | 1:55.550 | 4 | 5 MX-1 AFICIONADO |
| 2 | 47 | DIEGO | GALVEZ GARCÍA | KTM | 1.666 | 1:57.216 | 3 | 3 MX-1 AFICIONADO |
| 3 | 71 | GIOVANNI | ARANDA IGLESIAS | YAMAHA | 3.277 | 1:58.827 | 4 | 5 MX-1 AFICIONADO |
| 4 | 49 | ALVARO | ROLDAN PRUDENCIO | YAMAHA | 9.043 | 2:04.593 | 1 | 6 MX-1 AFICIONADO |
| 5 | 96 | WIEBE | AMADOR BAENA | KTM | 11.082 | 2:06.632 | 3 | 6 MX-1 AFICIONADO |
| 6 | 149 | TAREK | ABDERRAHAMAN AHMED | KTM | 13.759 | 2:09.309 | 6 | 6 MX-1 AFICIONADO |
| 7 | 6 | ISMAEL | MOHAMED MAIMON | KAWASAKI | 20.445 | 2:15.995 | 5 | 5 MX-1 AFICIONADO |
| 8 | 172 | JORGE | CARRASCO NEVADO | | 25.394 | 2:20.944 | 2 | 2 MX-1 AFICIONADO |
| 9 | 327 | ABEL | PESCADOR PEREZ | HUOVARNA | 26.201 | 2:21.751 | 2 | 2 MX-1 AFICIONADO |
| MX-2 AFICIONADOS | | | | | | | | |
| 1 | 29 | SAMUEL | ROJAS MARTINEZ | HUSQVARNA | | 1:44.563 | 6 | 6 MX-2 AFICIONADO |
| 2 | 89 | JAVIER | BARRIGA MARIN | KTM | 10.955 | 1:55.518 | 7 | 7 MX-2 AFICIONADO |
| 3 | 50 | DIEGO | ALBA ARAGON | HONDA | 15.087 | 1:59.650 | 2 | 6 MX-2 AFICIONADO |
| 4 | 38 | JOSE LUIS | CRESPO PARRA | HUSQVARNA | 15.614 | 2:00.177 | 3 | 6 MX-2 AFICIONADO |
| 5 | 9 | JOSE DANIEL | HORRILLO CADENA | HUSQVARNA | 17.095 | 2:01.658 | 3 | 5 MX-2 AFICIONADO |
| 6 | 101 | ENRIQUE | RUIZ MAQUEDA | HUSQVARNA | 18.327 | 2:02.890 | 6 | 6 MX-2 AFICIONADO |
| 7 | 242 | SERGIO | ATENCIA CARO | | 18.674 | 2:03.237 | 6 | 6 MX-2 AFICIONADO |
| 8 | 100 | MIRIAM | MENA SERRALBO | HONDA | 18.714 | 2:03.277 | 6 | 6 MX-2 AFICIONADO |
| 9 | 19 | HUGO MIGUEL | CANDIDO DE CUHNHA | YAMAHA | 18.937 | 2:03.500 | 2 | 6 MX-2 AFICIONADO |
| 10 | 24 | RUBEN | BUTRON VERDUGO | KAWASAKI | 19.525 | 2:04.088 | 5 | 5 MX-2 AFICIONADO |
| 11 | 34 | SEBASTIAN | POMARES RODRIGUEZ | YAMAHA | 19.826 | 2:04.389 | 6 | 6 MX-2 AFICIONADO |
| 12 | 129 | ABEL | ARMARIO ZALDIVAR | KAWASAKI | 21.161 | 2:05.724 | 5 | 6 MX-2 AFICIONADO |
| 13 | 71 | RAFAEL | AVALOS LOPEZ | HONDA | 21.704 | 2:06.267 | 4 | 6 MX-2 AFICIONADO |
| 14 | 10 | DANIEL | VERDUGO BERMUDEZ | KAWASAKI | 22.952 | 2:07.515 | 4 | 6 MX-2 AFICIONADO |
| 15 | 21 | FCO.JOSE | MADUEÑO VIDAL | YAMAHA | 23.328 | 2:07.891 | 6 | 6 MX-2 AFICIONADO |
| 16 | 171 | SERAFIN | OLIVA RUIZ | | 26.847 | 2:11.410 | 1 | 2 MX-2 AFICIONADO |
| 17 | 173 | MANUEL JESUS | PARADELA FORNELL | HONDA | 27.189 | 2:11.752 | 4 | 4 MX-2 AFICIONADO |
| 18 | 99 | DANIEL | LOPEZ BORREGO | HUSQVARNA | 28.872 | 2:13.435 | 3 | 6 MX-2 AFICIONADO |
| 19 | 44 | FRANCISCO | CABEZA MENACHO | YAMAHA | 30.779 | 2:15.342 | 3 | 4 MX-2 AFICIONADO |
| 20 | 111 | JUAN JOSE | GONZALEZ RODRIGUEZ | HUSQVARNA | 30.929 | 2:15.492 | 3 | 4 MX-2 AFICIONADO |
| 21 | 511 | SERGIO | SALAS CRUZ | KTM | 37.539 | 2:22.102 | 1 | 5 MX-2 AFICIONADO |
| 22 | 100 | ALEJANDRO | ARRECIADO BALLESTER | KTM | 37.828 | 2:22.391 | 2 | 3 MX-2 AFICIONADO |

MX Interprovincial de Chiclana

1. MX1-MX2 AFICIONADOS

Circuito de Chiclana 1,200 km

Cronometrados MX1-MX2 AFICIONADOS

27/01/2019 09:30

Clasificación (15:00 Tiempo) iniciado a 9:33:18

| Vuelta | Tiempo de vuelta | Dif. resp. 1° | Hora del día |
|--|------------------|---------------|--------------|
| (29) SAMUEL ROJAS MARTINEZ | | | |
| 1 | 2:08.790 | +24.227 | 9:38:45.488 |
| 2 | 2:07.407 | +22.844 | 9:40:52.895 |
| 3 | 2:14.489 | +29.926 | 9:43:07.384 |
| 4 | 2:05.721 | +21.158 | 9:45:13.105 |
| 5 | 2:28.257 | +43.694 | 9:47:41.362 |
| 6 | 1:44.563 | | 9:49:25.925 |
| (89) JAVIER BARRIGA MARIN | | | |
| 1 | 2:01.362 | +5.844 | 9:37:34.675 |
| 2 | 1:59.283 | +3.765 | 9:39:33.958 |
| 3 | 1:57.476 | +1.958 | 9:41:31.434 |
| 4 | 1:56.678 | +1.160 | 9:43:28.112 |
| 5 | 2:45.687 | +50.169 | 9:46:13.799 |
| 6 | 1:55.700 | +0.182 | 9:48:09.499 |
| 7 | 1:55.518 | | 9:50:05.017 |
| (78) ANDRES GORDILLO LAMA | | | |
| 1 | 2:02.009 | +6.459 | 9:37:23.136 |
| 2 | 1:56.035 | +0.485 | 9:39:19.171 |
| 3 | 2:07.209 | +11.659 | 9:41:26.380 |
| 4 | 1:55.550 | | 9:43:21.930 |
| 5 | 5:35.205 | +3:39.655 | 9:48:57.135 |
| (47) DIEGO GALVEZ GARCÍA | | | |
| 1 | 2:02.007 | +4.791 | 9:38:16.561 |
| 2 | 1:58.073 | +0.857 | 9:40:14.634 |
| 3 | 1:57.216 | | 9:42:11.850 |
| (71) GIOVANNI ARANDA IGLESIAS | | | |
| 1 | 1:59.570 | +0.743 | 9:37:24.229 |
| 2 | 2:00.631 | +1.804 | 9:39:24.860 |
| 3 | 6:37.256 | +4:38.429 | 9:46:02.116 |
| 4 | 1:58.827 | | 9:48:00.943 |
| 5 | 2:15.588 | +16.761 | 9:50:16.531 |
| (50) DIEGO ALBA ARAGON | | | |
| 1 | 2:04.771 | +5.121 | 9:38:18.316 |
| 2 | 1:59.650 | | 9:40:17.966 |
| 3 | 1:59.673 | +0.023 | 9:42:17.639 |
| 4 | 2:00.350 | +0.700 | 9:44:17.989 |
| 5 | 2:00.106 | +0.456 | 9:46:18.095 |
| 6 | 2:02.707 | +3.057 | 9:48:20.802 |
| (38) JOSE LUIS CRESPO PARRA | | | |
| 1 | 2:24.062 | +23.885 | 9:38:01.159 |
| 2 | 2:30.302 | +30.125 | 9:40:31.461 |
| 3 | 2:00.177 | | 9:42:31.638 |
| 4 | 2:01.635 | +1.458 | 9:44:33.273 |
| 5 | 2:01.555 | +1.378 | 9:46:34.828 |
| 6 | 2:23.783 | +23.606 | 9:48:58.611 |
| (9) JOSE DANIEL HERRILLO CADENA | | | |
| 1 | 2:05.329 | +3.671 | 9:37:44.594 |
| 2 | 2:05.018 | +3.360 | 9:39:49.612 |
| 3 | 2:01.658 | | 9:41:51.270 |
| 4 | 5:50.215 | +3:48.557 | 9:47:41.485 |
| 5 | 2:04.612 | +2.954 | 9:49:46.097 |
| (101) ENRIQUE RUIZ MAQUEDA | | | |
| 1 | 2:09.704 | +6.814 | 9:37:45.600 |
| 2 | 2:07.075 | +4.185 | 9:39:52.675 |
| 3 | 2:09.825 | +6.935 | 9:42:02.500 |
| 4 | 2:08.224 | +5.334 | 9:44:10.724 |
| 5 | 2:06.027 | +3.137 | 9:46:16.751 |

| Vuelta | Tiempo de vuelta | Dif. resp. 1° | Hora del día |
|---|------------------|---------------|--------------|
| 6 | 2:02.890 | | 9:48:19.641 |
| (242) SERGIO ATENCIA CARO | | | |
| 1 | 2:08.529 | +5.292 | 9:38:33.575 |
| 2 | 2:09.443 | +6.206 | 9:40:43.018 |
| 3 | 2:06.890 | +3.653 | 9:42:49.908 |
| 4 | 2:07.019 | +3.782 | 9:44:56.927 |
| 5 | 2:03.985 | +0.748 | 9:47:00.912 |
| 6 | 2:03.237 | | 9:49:04.149 |
| (100) MIRIAM MENA SERRALBO | | | |
| 1 | 2:07.417 | +4.140 | 9:38:14.077 |
| 2 | 2:07.682 | +4.405 | 9:40:21.759 |
| 3 | 2:44.477 | +41.200 | 9:43:06.236 |
| 4 | 2:04.134 | +0.857 | 9:45:10.370 |
| 5 | 2:09.815 | +6.538 | 9:47:20.185 |
| 6 | 2:03.277 | | 9:49:23.462 |
| (19) HUGO MIGUEL CANDIDO DE CUHNHA | | | |
| 1 | 2:05.839 | +2.339 | 9:37:47.655 |
| 2 | 2:03.500 | | 9:39:51.155 |
| 3 | 2:04.955 | +1.455 | 9:41:56.110 |
| 4 | 2:10.085 | +6.585 | 9:44:06.195 |
| 5 | 2:11.456 | +7.956 | 9:46:17.651 |
| 6 | 2:05.163 | +1.663 | 9:48:22.814 |
| (24) RUBEN BUTRON VERDUGO | | | |
| 1 | 2:07.410 | +3.322 | 9:38:25.070 |
| 2 | 2:07.948 | +3.860 | 9:40:33.018 |
| 3 | 2:24.930 | +20.842 | 9:42:57.948 |
| 4 | 3:58.756 | +1:54.668 | 9:46:56.704 |
| 5 | 2:04.088 | | 9:49:00.792 |
| (34) SEBASTIAN POMARES RODRIGUEZ | | | |
| 1 | 2:08.083 | +3.694 | 9:38:41.768 |
| 2 | 2:18.040 | +13.651 | 9:40:59.808 |
| 3 | 2:08.290 | +3.901 | 9:43:08.098 |
| 4 | 2:10.014 | +5.625 | 9:45:18.112 |
| 5 | 2:09.350 | +4.961 | 9:47:27.462 |
| 6 | 2:04.389 | | 9:49:31.851 |
| (49) ALVARO ROLDAN PRUDENCIO | | | |
| 1 | 2:04.593 | | 9:38:44.110 |
| 2 | 2:08.179 | +3.586 | 9:40:52.289 |
| 3 | 2:05.682 | +1.089 | 9:42:57.971 |
| 4 | 2:09.813 | +5.220 | 9:45:07.784 |
| 5 | 2:06.061 | +1.468 | 9:47:13.845 |
| 6 | 2:09.873 | +5.280 | 9:49:23.718 |
| (129) ABEL ARMARIO ZALDIVAR | | | |
| 1 | 2:10.074 | +4.350 | 9:38:39.783 |
| 2 | 2:19.163 | +13.439 | 9:40:58.946 |
| 3 | 2:12.370 | +6.646 | 9:43:11.316 |
| 4 | 2:06.487 | +0.763 | 9:45:17.803 |
| 5 | 2:05.724 | | 9:47:23.527 |
| 6 | 2:14.926 | +9.202 | 9:49:38.453 |
| (71) RAFAEL AVALOS LOPEZ | | | |
| 1 | 2:10.970 | +4.703 | 9:37:57.916 |
| 2 | 2:09.440 | +3.173 | 9:40:07.356 |
| 3 | 3:21.835 | +1:15.568 | 9:43:29.191 |
| 4 | 2:06.267 | | 9:45:35.458 |
| 5 | 2:41.978 | +35.711 | 9:48:17.436 |
| 6 | 2:30.790 | +24.523 | 9:50:48.226 |
| (96) WIEBE AMADOR BAENA | | | |

| Vuelta | Tiempo de vuelta | Dif. resp. 1° | Hora del día |
|--|------------------|---------------|--------------|
| 1 | 2:07.888 | +1.256 | 9:38:46.037 |
| 2 | 2:07.456 | +0.824 | 9:40:53.493 |
| 3 | 2:06.632 | | 9:43:00.125 |
| 4 | 2:09.579 | +2.947 | 9:45:09.704 |
| 5 | 2:24.639 | +18.007 | 9:47:34.343 |
| 6 | 2:32.522 | +25.890 | 9:50:06.865 |
| (10) DANIEL VERDUGO BERMUDEZ | | | |
| 1 | 2:14.585 | +7.070 | 9:38:43.267 |
| 2 | 2:19.282 | +11.767 | 9:41:02.549 |
| 3 | 2:10.533 | +3.018 | 9:43:13.082 |
| 4 | 2:07.515 | | 9:45:20.597 |
| 5 | 2:17.008 | +9.493 | 9:47:37.605 |
| 6 | 2:07.541 | +0.026 | 9:49:45.146 |
| (21) FCO.JOSE MADUEÑO VIDAL | | | |
| 1 | 2:15.760 | +7.869 | 9:38:12.747 |
| 2 | 2:23.451 | +15.560 | 9:40:36.198 |
| 3 | 2:16.361 | +8.470 | 9:42:52.559 |
| 4 | 2:09.648 | +1.757 | 9:45:02.207 |
| 5 | 2:33.197 | +25.306 | 9:47:35.404 |
| 6 | 2:07.891 | | 9:49:43.295 |
| (149) TAREK ABDERRAHAMAN AHMED | | | |
| 1 | 2:20.292 | +10.983 | 9:38:31.401 |
| 2 | 2:38.721 | +29.412 | 9:41:10.122 |
| 3 | 2:10.973 | +1.664 | 9:43:21.095 |
| 4 | 2:11.277 | +1.968 | 9:45:32.372 |
| 5 | 2:17.264 | +7.955 | 9:47:49.636 |
| 6 | 2:09.309 | | 9:49:58.945 |
| (171) SERAFIN OLIVA RUIZ | | | |
| 1 | 2:11.410 | | 9:38:31.046 |
| 2 | 2:11.498 | +0.088 | 9:40:42.544 |
| (173) MANUEL JESUS PARADELA FORNELL | | | |
| 1 | 2:13.665 | +1.913 | 9:38:32.503 |
| 2 | 2:13.288 | +1.536 | 9:40:45.791 |
| 3 | 2:28.888 | +17.136 | 9:43:14.679 |
| 4 | 2:11.752 | | 9:45:26.431 |
| (99) DANIEL LOPEZ BORREGO | | | |
| 1 | 2:14.862 | +1.427 | 9:38:50.936 |
| 2 | 2:14.175 | +0.740 | 9:41:05.111 |
| 3 | 2:13.435 | | 9:43:18.546 |
| 4 | 2:14.916 | +1.481 | 9:45:33.462 |
| 5 | 2:34.009 | +20.574 | 9:48:07.471 |
| 6 | 2:14.733 | +1.298 | 9:50:22.204 |
| (44) FRANCISCO CABEZA MENACHO | | | |
| 1 | 2:18.031 | +2.689 | 9:39:13.732 |
| 2 | 2:15.784 | +0.442 | 9:41:29.516 |
| 3 | 2:15.342 | | 9:43:44.858 |
| 4 | 6:26.669 | +4:11.327 | 9:50:11.527 |
| (111) JUAN JOSE GONZALEZ RODRIGUEZ | | | |
| 1 | 2:20.348 | +4.856 | 9:43:16.233 |
| 2 | 2:40.616 | +25.124 | 9:45:56.849 |
| 3 | 2:15.492 | | 9:48:12.341 |
| 4 | 2:50.562 | +35.070 | 9:51:02.903 |
| (6) ISMAEL MOHAMED MAIMON | | | |
| 1 | 2:16.485 | +0.490 | 9:39:43.511 |
| 2 | 2:17.903 | +1.908 | 9:42:01.414 |
| 3 | 2:16.719 | +0.724 | 9:44:18.133 |
| 4 | 2:16.937 | +0.942 | 9:46:35.070 |

MX Interprovincial de Chiclana

1. MX1-MX2 AFICIONADOS

Circuito de Chiclana 1,200 km

Cronometrados MX1-MX2 AFICIONADOS

27/01/2019 09:30

Clasificación (15:00 Tiempo) iniciado a 9:33:18

| Vuelta | Tiempo de vuelta | Dif. resp. 1° | Hora del día |
|--|------------------|---------------|--------------|
| 5 | 2:15.995 | | 9:48:51.065 |
| (172) JORGE CARRASCO NEVADO | | | |
| 1 | 2:22.101 | +1.157 | 9:47:47.938 |
| 2 | 2:20.944 | | 9:50:08.882 |
| (327) ABEL PESCADOR PEREZ | | | |
| 1 | 2:24.971 | +3.220 | 9:47:34.720 |
| 2 | 2:21.751 | | 9:49:56.471 |
| (511) SERGIO SALAS CRUZ | | | |
| 1 | 2:22.102 | | 9:38:40.115 |
| 2 | 2:23.975 | +1.873 | 9:41:04.090 |
| 3 | 2:24.733 | +2.631 | 9:43:28.823 |
| 4 | 2:28.900 | +6.798 | 9:45:57.723 |
| 5 | 2:28.893 | +6.791 | 9:48:26.616 |
| (100) ALEJANDRO ARRECIADO BALLESTER | | | |
| 1 | 3:26.539 | +1:04.148 | 9:45:13.814 |
| 2 | 2:22.391 | | 9:47:36.205 |
| 3 | 2:26.247 | +3.856 | 9:50:02.452 |

Vuelta Tiempo de vuelta Dif. resp. 1° Hora del día

Vuelta Tiempo de vuelta Dif. resp. 1° Hora del día

MX Interprovincial de Chiclana

Vuelta a vuelta


1. MX1-MX2 AFICIONADOS

Circuito de Chiclana 1,200 km

Cronometrados MX1-MX2 AFICIONADOS

27/01/2019 09:30

Clasificación (15:00 Tiempo) iniciado a 9:33:18



| Competidores | Vueltas | | | | | | | |
|-------------------------------------|---------|-----|-----|-----|-----|-----|-----|-----|
| | 0 | 1 | 2 | 3 | 4 | 5 | 6 | 7 |
| ANDRES GORDILLO LAMA (78) | 1 | 78 | 78 | 78 | 78 | 89 | 89 | 89 |
| GIOVANNI ARANDA IGLESIAS (71) | 2 | 71 | 71 | 89 | 89 | 101 | 101 | |
| JAVIER BARRIGA MARIN (89) | 3 | 89 | 89 | 9 | 19 | 19 | 50 | |
| ENRIQUE RUIZ MAQUEDA (101) | 4 | 101 | 9 | 9 | 19 | 101 | 19 | |
| JOSE LUIS CRESPO PARRA (38) | 5 | 38 | 101 | 19 | 101 | 50 | 38 | 38 |
| JOSE DANIEL HERRILLO CADENA (9) | 6 | 9 | 19 | 101 | 47 | 38 | 242 | 242 |
| HUGO MIGUEL CANDIDO DE CUHNHA (19) | 7 | 19 | 71 | 71 | 50 | 242 | 49 | 100 |
| RAFAEL AVALOS LOPEZ (71) | 8 | 71 | 38 | 47 | 38 | 21 | 100 | 49 |
| FCO.JOSE MADUEÑO VIDAL (21) | 9 | 21 | 21 | 50 | 242 | 49 | 129 | 29 |
| MIRIAM MENA SERRALBO (100) | 10 | 100 | 100 | 100 | 21 | 96 | 34 | 34 |
| TAREK ABDERRAHAMAN AHMED (149) | 11 | 149 | 47 | 38 | 24 | 100 | 96 | 129 |
| DIEGO ALBA ARAGON (50) | 12 | 50 | 50 | 24 | 49 | 29 | 21 | 21 |
| DIEGO GALVEZ GARCÍA (47) | 13 | 47 | 24 | 21 | 96 | 129 | 10 | 10 |
| RUBEN BUTRON VERDUGO (24) | 14 | 24 | 171 | 171 | 100 | 34 | 29 | 149 |
| SERGIO SALAS CRUZ (511) | 15 | 511 | 149 | 242 | 29 | 10 | 149 | 96 |
| MANUEL JESUS PARADELA FORNELL (173) | 16 | 173 | 173 | 173 | 34 | 173 | 99 | 99 |
| SERAFIN OLIVA RUIZ (171) | 17 | 171 | 242 | 49 | 129 | 149 | 71 | 71 |
| SERGIO ATENCIA CARO (242) | 18 | 242 | 129 | 29 | 10 | 99 | 511 | |
| DANIEL VERDUGO BERMUDEZ (10) | 19 | 10 | 511 | 96 | 173 | 71 | 6 | |
| ABEL ARMARIO ZALDIVAR (129) | 20 | 129 | 34 | 129 | 99 | 511 | 78 | |
| SEBASTIAN POMARES RODRIGUEZ (34) | 21 | 34 | 10 | 34 | 149 | 6 | 24 | |
| DANIEL LOPEZ BORREGO (99) | 22 | 99 | 49 | 10 | 511 | 24 | 9 | |
| SAMUEL ROJAS MARTINEZ (29) | 23 | 29 | 29 | 511 | 71 | 9 | 71 | |
| WIEBE AMADOR BAENA (96) | 24 | 96 | 96 | 99 | 44 | 71 | | |
| ALVARO ROLDAN PRUDENCIO (49) | 25 | 49 | 99 | 149 | 6 | 44 | | |
| FRANCISCO CABEZA MENACHO (44) | 26 | 44 | 44 | 44 | 71 | 111 | | |
| ISMAEL MOHAMED MAIMON (6) | 27 | 6 | 6 | 6 | 111 | | | |
| JUAN JOSE GONZALEZ RODRIGUEZ (111) | 28 | 111 | 111 | 111 | 100 | | | |
| ALEJANDRO ARRECIADO BALLESTER (100) | 29 | 100 | 100 | 100 | | | | |
| ABEL PESCADOR PEREZ (327) | 30 | 327 | 327 | 327 | | | | |
| JORGE CARRASCO NEVADO (172) | 31 | 172 | 172 | 172 | | | | |

MX Interprovincial de Chiclana

Clasificado por vueltas

1. MX1-MX2 AFICIONADOS

Circuito de Chiclana 1,200 km

1ª Manga MX1-MX2 AFICIONADOS

27/01/2019 11:05

Carrera (15:00 y 2 Vueltas) iniciado a 11:13:18

| Pos. | Nº | Nombre | Vueltas | Total Tº | Dif. resp. 1º | Mejor Tm | Puntos | Clase |
|------|-----|-------------------------------|---------|-----------|---------------|----------|--------|------------------|
| 1 | 78 | ANDRES GORDILLO LAMA | 9 | 19:16.082 | | 1:53.264 | 25 | MX-1 AFICIONADOS |
| 2 | 89 | JAVIER BARRIGA MARIN | 9 | 19:24.152 | 8.070 | 1:54.210 | 25 | MX-2 AFICIONADOS |
| 3 | 47 | DIEGO GALVEZ GARCÍA | 9 | 19:28.524 | 12.442 | 1:55.171 | 22 | MX-1 AFICIONADOS |
| 4 | 29 | SAMUEL ROJAS MARTINEZ | 9 | 19:44.124 | 28.042 | 1:57.954 | 22 | MX-2 AFICIONADOS |
| 5 | 50 | DIEGO ALBA ARAGON | 9 | 19:44.939 | 28.857 | 1:54.954 | 20 | MX-2 AFICIONADOS |
| 6 | 100 | MIRIAM MENA SERRALBO | 9 | 19:47.837 | 31.755 | 1:56.631 | 18 | MX-2 AFICIONADOS |
| 7 | 19 | HUGO MIGUEL CANDIDO DE CUHNHA | 9 | 20:03.110 | 47.028 | 1:58.871 | 16 | MX-2 AFICIONADOS |
| 8 | 101 | ENRIQUE RUIZ MAQUEDA | 9 | 20:10.896 | 54.814 | 1:59.827 | 15 | MX-2 AFICIONADOS |
| 9 | 71 | GIOVANNI ARANDA IGLESIAS | 9 | 20:12.340 | 56.258 | 1:56.613 | 20 | MX-1 AFICIONADOS |
| 10 | 34 | SEBASTIAN POMARES RODRIGUEZ | 9 | 20:15.466 | 59.384 | 1:59.503 | 14 | MX-2 AFICIONADOS |
| 11 | 71 | RAFAEL AVALOS LOPEZ | 9 | 20:15.856 | 59.774 | 1:57.856 | 13 | MX-2 AFICIONADOS |
| 12 | 96 | WIEBE AMADOR BAENA | 9 | 20:29.034 | 1:12.952 | 2:00.381 | 18 | MX-1 AFICIONADOS |
| 13 | 149 | TAREK ABDERRAHAMAN AHMED | 9 | 20:32.812 | 1:16.730 | 2:01.896 | 16 | MX-1 AFICIONADOS |
| 14 | 242 | SERGIO ATENCIA CARO | 9 | 20:33.557 | 1:17.475 | 1:58.652 | 12 | MX-2 AFICIONADOS |
| 15 | 24 | RUBEN BUTRON VERDUGO | 9 | 20:49.357 | 1:33.275 | 2:01.530 | 11 | MX-2 AFICIONADOS |
| 16 | 21 | FCO.JOSE MADUEÑO VIDAL | 9 | 20:50.190 | 1:34.108 | 2:01.926 | 10 | MX-2 AFICIONADOS |
| 17 | 10 | DANIEL VERDUGO BERMUDEZ | 9 | 20:58.864 | 1:42.782 | 2:01.367 | 9 | MX-2 AFICIONADOS |
| 18 | 44 | FRANCISCO CABEZA MENACHO | 9 | 21:04.124 | 1:48.042 | 2:04.230 | 8 | MX-2 AFICIONADOS |
| 19 | 6 | ISMAEL MOHAMED MAIMON | 9 | 21:19.474 | 2:03.392 | 2:05.073 | 15 | MX-1 AFICIONADOS |
| 20 | 111 | JUAN JOSE GONZALEZ RODRIGUEZ | 9 | 21:22.519 | 2:06.437 | 2:06.470 | 7 | MX-2 AFICIONADOS |
| 21 | 171 | SERAFIN OLIVA RUIZ | 9 | 21:25.261 | 2:09.179 | 2:02.852 | 6 | MX-2 AFICIONADOS |
| 22 | 99 | DANIEL LOPEZ BORREGO | 8 | 19:16.570 | 1 Vuelta | 2:06.128 | 5 | MX-2 AFICIONADOS |
| 23 | 129 | ABEL ARMARIO ZALDIVAR | 8 | 19:25.259 | 1 Vuelta | 2:04.527 | 4 | MX-2 AFICIONADOS |
| 24 | 49 | ALVARO ROLDAN PRUDENCIO | 8 | 19:38.727 | 1 Vuelta | 2:05.364 | 14 | MX-1 AFICIONADOS |
| 25 | 327 | ABEL PESCADOR PEREZ | 8 | 20:09.231 | 1 Vuelta | 2:09.322 | 13 | MX-1 AFICIONADOS |
| 26 | 172 | JORGE CARRASCO NEVADO | 8 | 20:10.256 | 1 Vuelta | 2:08.321 | 12 | MX-1 AFICIONADOS |
| 27 | 173 | MANUEL JESUS PARADELA FORNELL | 8 | 20:31.227 | 1 Vuelta | 2:08.638 | 3 | MX-2 AFICIONADOS |
| 28 | 100 | ALEJANDRO ARRECIADO BALLESTER | 8 | 20:31.952 | 1 Vuelta | 2:13.868 | 2 | MX-2 AFICIONADOS |
| 29 | 511 | SERGIO SALAS CRUZ | 8 | 20:49.429 | 1 Vuelta | 2:13.502 | 1 | MX-2 AFICIONADOS |

No clasificado

| | | | | | | | | |
|----|----|-----------------------------|---|----------|----|----------|---|------------------|
| NT | 9 | JOSE DANIEL HERRILLO CADENA | 2 | 6:23.132 | NT | 2:03.549 | 0 | MX-2 AFICIONADOS |
| NT | 38 | JOSE LUIS CRESPO PARRA | | | NT | | 0 | MX-2 AFICIONADOS |

| Márgen de victoria | Velocidad media | Mejor tº de vuelta | Mejor Vel. | Mejor vuelta para |
|--------------------|-----------------|--------------------|------------|---------------------------|
| 8.070 | 33,631 | 1:53.264 | 38,141 | 78 - ANDRES GORDILLO LAMA |

Cronometraje

Orbits



MX Interprovincial de Chiclana

Clasificado por vueltas

1. MX1-MX2 AFICIONADOS

Circuito de Chiclana 1,200 km

1ª Manga MX1-MX2 AFICIONADOS

27/01/2019 11:05

Carrera (15:00 y 2 Vueltas) iniciado a 11:13:18

| Pos. | Nº | Nombre | Vueltas | Total Tº | Dif. resp. 1º | Mejor Tm | Puntos | Clase |
|-------------------------|-----|--------------------------|---------|-----------|---------------|----------|--------|------------------|
| MX-1 AFICIONADOS | | | | | | | | |
| 1 | 78 | ANDRES GORDILLO LAMA | 9 | 19:16.082 | | 1:53.264 | 25 | MX-1 AFICIONADOS |
| 2 | 47 | DIEGO GALVEZ GARCÍA | 9 | 19:28.524 | 12.442 | 1:55.171 | 22 | MX-1 AFICIONADOS |
| 3 | 71 | GIOVANNI ARANDA IGLESIAS | 9 | 20:12.340 | 56.258 | 1:56.613 | 20 | MX-1 AFICIONADOS |
| 4 | 96 | WIEBE AMADOR BAENA | 9 | 20:29.034 | 1:12.952 | 2:00.381 | 18 | MX-1 AFICIONADOS |
| 5 | 149 | TAREK ABDERRAHAMAN AHMED | 9 | 20:32.812 | 1:16.730 | 2:01.896 | 16 | MX-1 AFICIONADOS |
| 6 | 6 | ISMAEL MOHAMED MAIMON | 9 | 21:19.474 | 2:03.392 | 2:05.073 | 15 | MX-1 AFICIONADOS |
| 7 | 49 | ALVARO ROLDAN PRUDENCIO | 8 | 19:38.727 | 1 Vuelta | 2:05.364 | 14 | MX-1 AFICIONADOS |
| 8 | 327 | ABEL PESCADOR PEREZ | 8 | 20:09.231 | 1 Vuelta | 2:09.322 | 13 | MX-1 AFICIONADOS |
| 9 | 172 | JORGE CARRASCO NEVADO | 8 | 20:10.256 | 1 Vuelta | 2:08.321 | 12 | MX-1 AFICIONADOS |

MX-2 AFICIONADOS

| | | | | | | | | |
|----|-----|-------------------------------|---|-----------|----------|----------|----|------------------|
| 1 | 89 | JAVIER BARRIGA MARIN | 9 | 19:24.152 | | 1:54.210 | 25 | MX-2 AFICIONADOS |
| 2 | 29 | SAMUEL ROJAS MARTINEZ | 9 | 19:44.124 | 19.972 | 1:57.954 | 22 | MX-2 AFICIONADOS |
| 3 | 50 | DIEGO ALBA ARAGON | 9 | 19:44.939 | 20.787 | 1:54.954 | 20 | MX-2 AFICIONADOS |
| 4 | 100 | MIRIAM MENA SERRALBO | 9 | 19:47.837 | 23.685 | 1:56.631 | 18 | MX-2 AFICIONADOS |
| 5 | 19 | HUGO MIGUEL CANDIDO DE CUHNHA | 9 | 20:03.110 | 38.958 | 1:58.871 | 16 | MX-2 AFICIONADOS |
| 6 | 101 | ENRIQUE RUIZ MAQUEDA | 9 | 20:10.896 | 46.744 | 1:59.827 | 15 | MX-2 AFICIONADOS |
| 7 | 34 | SEBASTIAN POMARES RODRIGUEZ | 9 | 20:15.466 | 51.314 | 1:59.503 | 14 | MX-2 AFICIONADOS |
| 8 | 71 | RAFAEL AVALOS LOPEZ | 9 | 20:15.856 | 51.704 | 1:57.856 | 13 | MX-2 AFICIONADOS |
| 9 | 242 | SERGIO ATENCIA CARO | 9 | 20:33.557 | 1:09.405 | 1:58.652 | 12 | MX-2 AFICIONADOS |
| 10 | 24 | RUBEN BUTRON VERDUGO | 9 | 20:49.357 | 1:25.205 | 2:01.530 | 11 | MX-2 AFICIONADOS |
| 11 | 21 | FCO.JOSE MADUEÑO VIDAL | 9 | 20:50.190 | 1:26.038 | 2:01.926 | 10 | MX-2 AFICIONADOS |
| 12 | 10 | DANIEL VERDUGO BERMUDEZ | 9 | 20:58.864 | 1:34.712 | 2:01.367 | 9 | MX-2 AFICIONADOS |
| 13 | 44 | FRANCISCO CABEZA MENACHO | 9 | 21:04.124 | 1:39.972 | 2:04.230 | 8 | MX-2 AFICIONADOS |
| 14 | 111 | JUAN JOSE GONZALEZ RODRIGUEZ | 9 | 21:22.519 | 1:58.367 | 2:06.470 | 7 | MX-2 AFICIONADOS |
| 15 | 171 | SERAFIN OLIVA RUIZ | 9 | 21:25.261 | 2:01.109 | 2:02.852 | 6 | MX-2 AFICIONADOS |
| 16 | 99 | DANIEL LOPEZ BORREGO | 8 | 19:16.570 | 1 Vuelta | 2:06.128 | 5 | MX-2 AFICIONADOS |
| 17 | 129 | ABEL ARMARIO ZALDIVAR | 8 | 19:25.259 | 1 Vuelta | 2:04.527 | 4 | MX-2 AFICIONADOS |
| 18 | 173 | MANUEL JESUS PARADELA FORNELL | 8 | 20:31.227 | 1 Vuelta | 2:08.638 | 3 | MX-2 AFICIONADOS |
| 19 | 100 | ALEJANDRO ARRECIADO BALLESTER | 8 | 20:31.952 | 1 Vuelta | 2:13.868 | 2 | MX-2 AFICIONADOS |
| 20 | 511 | SERGIO SALAS CRUZ | 8 | 20:49.429 | 1 Vuelta | 2:13.502 | 1 | MX-2 AFICIONADOS |

No clasificado

| | | | | | | | | |
|----|----|-----------------------------|---|----------|----|----------|---|------------------|
| NT | 9 | JOSE DANIEL HERRILLO CADENA | 2 | 6:23.132 | NT | 2:03.549 | 0 | MX-2 AFICIONADOS |
| NT | 38 | JOSE LUIS CRESPO PARRA | | | NT | | 0 | MX-2 AFICIONADOS |

| Márgen de victoria | Velocidad media | Mejor tº de vuelta | Mejor Vel. | Mejor vuelta para |
|--------------------|-----------------|--------------------|------------|---------------------------|
| 8.070 | 33,631 | 1:53.264 | 38,141 | 78 - ANDRES GORDILLO LAMA |

Cronometraje

Orbits



MX Interprovincial de Chiclana

1. MX1-MX2 AFICIONADOS

Circuito de Chiclana 1,200 km

1ª Manga MX1-MX2 AFICIONADOS

27/01/2019 11:05

Carrera (15:00 y 2 Vueltas) iniciado a 11:13:18

| Vuelta | Tiempo de vuelta | Dif. resp. 1° | Hora del día |
|----------------------------------|------------------|---------------|--------------|
| (78) ANDRES GORDILLO LAMA | | | |
| 1 | 1:53.264 | | 11:16:59.977 |
| 2 | 1:53.646 | +0.382 | 11:18:53.623 |
| 3 | 1:54.992 | +1.728 | 11:20:48.615 |
| 4 | 1:56.465 | +3.201 | 11:22:45.080 |
| 5 | 1:58.315 | +5.051 | 11:24:43.395 |
| 6 | 1:56.407 | +3.143 | 11:26:39.802 |
| 7 | 1:56.848 | +3.584 | 11:28:36.650 |
| 8 | 1:56.842 | +3.578 | 11:30:33.492 |
| 9 | 2:01.167 | +7.903 | 11:32:34.659 |

| Vuelta | Tiempo de vuelta | Dif. resp. 1° | Hora del día |
|----------------------------------|------------------|---------------|--------------|
| (89) JAVIER BARRIGA MARIN | | | |
| 1 | 1:55.655 | +1.445 | 11:17:08.903 |
| 2 | 1:54.210 | | 11:19:03.113 |
| 3 | 1:56.832 | +2.622 | 11:20:59.945 |
| 4 | 1:55.091 | +0.881 | 11:22:55.036 |
| 5 | 1:56.187 | +1.977 | 11:24:51.223 |
| 6 | 1:59.783 | +5.573 | 11:26:51.006 |
| 7 | 1:56.097 | +1.887 | 11:28:47.103 |
| 8 | 1:57.308 | +3.098 | 11:30:44.411 |
| 9 | 1:58.318 | +4.108 | 11:32:42.729 |

| Vuelta | Tiempo de vuelta | Dif. resp. 1° | Hora del día |
|---------------------------------|------------------|---------------|--------------|
| (47) DIEGO GALVEZ GARCÍA | | | |
| 1 | 1:57.297 | +2.126 | 11:17:07.322 |
| 2 | 1:55.171 | | 11:19:02.493 |
| 3 | 1:57.052 | +1.881 | 11:20:59.545 |
| 4 | 1:57.203 | +2.032 | 11:22:56.748 |
| 5 | 1:56.878 | +1.707 | 11:24:53.626 |
| 6 | 1:59.360 | +4.189 | 11:26:52.986 |
| 7 | 1:56.523 | +1.352 | 11:28:49.509 |
| 8 | 1:57.112 | +1.941 | 11:30:46.621 |
| 9 | 2:00.480 | +5.309 | 11:32:47.101 |

| Vuelta | Tiempo de vuelta | Dif. resp. 1° | Hora del día |
|-----------------------------------|------------------|---------------|--------------|
| (29) SAMUEL ROJAS MARTINEZ | | | |
| 1 | 1:59.124 | +1.170 | 11:17:11.774 |
| 2 | 1:57.954 | | 11:19:09.728 |
| 3 | 1:58.359 | +0.405 | 11:21:08.087 |
| 4 | 1:58.591 | +0.637 | 11:23:06.678 |
| 5 | 1:58.644 | +0.690 | 11:25:05.322 |
| 6 | 1:59.814 | +1.860 | 11:27:05.136 |
| 7 | 1:59.742 | +1.788 | 11:29:04.878 |
| 8 | 1:59.166 | +1.212 | 11:31:04.044 |
| 9 | 1:58.657 | +0.703 | 11:33:02.701 |

| Vuelta | Tiempo de vuelta | Dif. resp. 1° | Hora del día |
|-------------------------------|------------------|---------------|--------------|
| (50) DIEGO ALBA ARAGON | | | |
| 1 | 2:00.384 | +5.430 | 11:17:26.467 |
| 2 | 1:59.735 | +4.781 | 11:19:26.202 |
| 3 | 1:57.702 | +2.748 | 11:21:23.904 |
| 4 | 1:56.857 | +1.903 | 11:23:20.761 |
| 5 | 1:56.873 | +1.919 | 11:25:17.634 |
| 6 | 1:54.954 | | 11:27:12.588 |
| 7 | 1:56.897 | +1.943 | 11:29:09.485 |
| 8 | 1:57.556 | +2.602 | 11:31:07.041 |
| 9 | 1:56.475 | +1.521 | 11:33:03.516 |

| Vuelta | Tiempo de vuelta | Dif. resp. 1° | Hora del día |
|-----------------------------------|------------------|---------------|--------------|
| (100) MIRIAM MENA SERRALBO | | | |
| 1 | 1:58.056 | +1.425 | 11:17:17.041 |
| 2 | 1:59.032 | +2.401 | 11:19:16.073 |
| 3 | 1:58.263 | +1.632 | 11:21:14.336 |
| 4 | 1:58.218 | +1.587 | 11:23:12.554 |
| 5 | 1:56.631 | | 11:25:09.185 |
| 6 | 1:57.797 | +1.166 | 11:27:06.982 |
| 7 | 2:00.338 | +3.707 | 11:29:07.320 |
| 8 | 1:58.867 | +2.236 | 11:31:06.187 |
| 9 | 2:00.227 | +3.596 | 11:33:06.414 |

| Vuelta | Tiempo de vuelta | Dif. resp. 1° | Hora del día |
|---|------------------|---------------|--------------|
| (19) HUGO MIGUEL CANDIDO DE CUHNHA | | | |
| 1 | 1:58.871 | | 11:17:19.988 |
| 2 | 1:58.879 | +0.008 | 11:19:18.867 |
| 3 | 1:59.803 | +0.932 | 11:21:18.670 |
| 4 | 1:58.980 | +0.109 | 11:23:17.650 |
| 5 | 1:58.954 | +0.083 | 11:25:16.604 |
| 6 | 2:02.633 | +3.762 | 11:27:19.237 |
| 7 | 2:00.261 | +1.390 | 11:29:19.498 |
| 8 | 1:59.640 | +0.769 | 11:31:19.138 |
| 9 | 2:02.549 | +3.678 | 11:33:21.687 |

| Vuelta | Tiempo de vuelta | Dif. resp. 1° | Hora del día |
|-----------------------------------|------------------|---------------|--------------|
| (101) ENRIQUE RUIZ MAQUEDA | | | |
| 1 | 2:00.807 | +0.980 | 11:17:17.840 |
| 2 | 1:59.927 | +0.100 | 11:19:17.767 |
| 3 | 2:01.985 | +2.158 | 11:21:19.752 |
| 4 | 1:59.827 | | 11:23:19.579 |
| 5 | 2:01.795 | +1.968 | 11:25:21.374 |
| 6 | 2:00.695 | +0.868 | 11:27:22.069 |
| 7 | 2:00.084 | +0.257 | 11:29:22.153 |
| 8 | 2:00.722 | +0.895 | 11:31:22.875 |
| 9 | 2:06.598 | +6.771 | 11:33:29.473 |

| Vuelta | Tiempo de vuelta | Dif. resp. 1° | Hora del día |
|--------------------------------------|------------------|---------------|--------------|
| (71) GIOVANNI ARANDA IGLESIAS | | | |
| 1 | 2:00.133 | +3.520 | 11:17:24.169 |
| 2 | 2:00.387 | +3.774 | 11:19:24.556 |
| 3 | 1:58.312 | +1.699 | 11:21:22.868 |
| 4 | 2:02.913 | +6.300 | 11:23:25.781 |
| 5 | 1:56.613 | | 11:25:22.394 |
| 6 | 2:00.663 | +4.050 | 11:27:23.057 |
| 7 | 1:59.974 | +3.361 | 11:29:23.031 |
| 8 | 2:01.684 | +5.071 | 11:31:24.715 |
| 9 | 2:06.202 | +9.589 | 11:33:30.917 |

| Vuelta | Tiempo de vuelta | Dif. resp. 1° | Hora del día |
|---|------------------|---------------|--------------|
| (34) SEBASTIAN POMARES RODRIGUEZ | | | |
| 1 | 2:02.058 | +2.555 | 11:17:23.922 |
| 2 | 2:01.553 | +2.050 | 11:19:25.475 |
| 3 | 2:00.099 | +0.596 | 11:21:25.574 |
| 4 | 2:02.389 | +2.886 | 11:23:27.963 |
| 5 | 1:59.838 | +0.335 | 11:25:27.801 |
| 6 | 1:59.503 | | 11:27:27.304 |
| 7 | 2:03.166 | +3.663 | 11:29:30.470 |
| 8 | 2:03.234 | +3.731 | 11:31:33.704 |
| 9 | 2:00.339 | +0.836 | 11:33:34.043 |

| Vuelta | Tiempo de vuelta | Dif. resp. 1° | Hora del día |
|---------------------------------|------------------|---------------|--------------|
| (71) RAFAEL AVALOS LOPEZ | | | |
| 1 | 2:01.834 | +3.978 | 11:17:25.546 |
| 2 | 2:03.590 | +5.734 | 11:19:29.136 |
| 3 | 2:03.085 | +5.229 | 11:21:32.221 |
| 4 | 2:00.716 | +2.860 | 11:23:32.937 |
| 5 | 2:01.517 | +3.661 | 11:25:34.454 |
| 6 | 2:00.453 | +2.597 | 11:27:34.907 |
| 7 | 1:59.671 | +1.815 | 11:29:34.578 |
| 8 | 2:01.999 | +4.143 | 11:31:36.577 |
| 9 | 1:57.856 | | 11:33:34.433 |

| Vuelta | Tiempo de vuelta | Dif. resp. 1° | Hora del día |
|--------------------------------|------------------|---------------|--------------|
| (96) WIEBE AMADOR BAENA | | | |
| 1 | 2:01.477 | +1.096 | 11:17:30.256 |
| 2 | 2:01.804 | +1.423 | 11:19:32.060 |
| 3 | 2:00.381 | | 11:21:32.441 |
| 4 | 2:02.563 | +2.182 | 11:23:35.004 |
| 5 | 2:00.642 | +0.261 | 11:25:35.646 |
| 6 | 2:01.856 | +1.475 | 11:27:37.502 |
| 7 | 2:01.358 | +0.977 | 11:29:38.860 |
| 8 | 2:04.477 | +4.096 | 11:31:43.337 |
| 9 | 2:04.274 | +3.893 | 11:33:47.611 |

| Vuelta | Tiempo de vuelta | Dif. resp. 1° | Hora del día |
|---------------------------------------|------------------|---------------|--------------|
| (149) TAREK ABDERRAHAMAN AHMED | | | |
| 1 | 2:02.695 | +0.799 | 11:17:23.309 |
| 2 | 2:04.894 | +2.998 | 11:19:28.203 |
| 3 | 2:01.973 | +0.077 | 11:21:30.176 |
| 4 | 2:01.896 | | 11:23:32.072 |
| 5 | 2:02.082 | +0.186 | 11:25:34.154 |
| 6 | 2:05.025 | +3.129 | 11:27:39.179 |
| 7 | 2:04.156 | +2.260 | 11:29:43.335 |
| 8 | 2:03.449 | +1.553 | 11:31:46.784 |
| 9 | 2:04.605 | +2.709 | 11:33:51.389 |

| Vuelta | Tiempo de vuelta | Dif. resp. 1° | Hora del día |
|----------------------------------|------------------|---------------|--------------|
| (242) SERGIO ATENCIA CARO | | | |
| 1 | 2:03.904 | +5.252 | 11:17:36.680 |
| 2 | 2:01.164 | +2.512 | 11:19:37.844 |
| 3 | 1:58.652 | | 11:21:36.496 |
| 4 | 1:59.810 | +1.158 | 11:23:36.306 |
| 5 | 2:03.793 | +5.141 | 11:25:40.099 |
| 6 | 2:10.331 | +11.679 | 11:27:50.430 |
| 7 | 2:00.279 | +1.627 | 11:29:50.709 |
| 8 | 2:01.888 | +3.236 | 11:31:52.597 |
| 9 | 1:59.537 | +0.885 | 11:33:52.134 |

| Vuelta | Tiempo de vuelta | Dif. resp. 1° | Hora del día |
|----------------------------------|------------------|---------------|--------------|
| (24) RUBEN BUTRON VERDUGO | | | |
| 1 | 2:08.833 | +7.303 | 11:17:31.729 |
| 2 | 2:07.339 | +5.809 | 11:19:39.068 |
| 3 | 2:04.161 | +2.631 | 11:21:43.229 |
| 4 | 2:07.042 | +5.512 | 11:23:50.271 |
| 5 | 2:01.530 | | 11:25:51.801 |
| 6 | 2:04.363 | +2.833 | 11:27:56.164 |
| 7 | 2:04.493 | +2.963 | 11:30:00.657 |
| 8 | 2:04.776 | +3.246 | 11:32:05.433 |
| 9 | 2:02.501 | +0.971 | 11:34:07.934 |

| Vuelta | Tiempo de vuelta | Dif. resp. 1° | Hora del día |
|------------------------------------|------------------|---------------|--------------|
| (21) FCO.JOSE MADUEÑO VIDAL | | | |
| 1 | 2:02.500 | +0.574 | 11:17:27.584 |
| 2 | 2:02.193 | +0.267 | 11:19:29.777 |
| 3 | 2:03.739 | +1.813 | 11:21:33.516 |
| 4 | 2:01.926 | | 11:23:35.442 |
| 5 | 2:04.238 | +2.312 | 11:25:39.680 |
| 6 | 2:16.745 | +14.819 | 11:27:56.425 |
| 7 | 2:04.914 | +2.988 | 11:30:01.339 |
| 8 | 2:02.723 | +0.797 | 11:32:04.062 |
| 9 | 2:04.705 | +2.779 | 11:34:08.767 |

| Vuelta | Tiempo de vuelta | Dif. resp. 1° | Hora del día |
|-------------------------------------|------------------|---------------|--------------|
| (10) DANIEL VERDUGO BERMUDEZ | | | |
| 1 | 2:07.100 | +5.733 | 11:17:38.507 |
| 2 | 2:03.443 | +2.076 | 11:19:41.950 |
| 3 | 2:04.366 | +2.999 | 11:21:46.316 |
| 4 | 2:05.002 | +3.635 | 11:23:51.318 |
| 5 | 2:02.832 | +1.465 | 11:25:54.150 |
| 6 | 2:02.722 | +1.355 | 11:27:56.872 |
| 7 | 2:01.367 | | 11:29:58.239 |
| 8 | 2:13.192 | +11.825 | 11:32:11.431 |
| 9 | 2:06.010 | +4.643 | 11:34:17.441 |

| Vuelta | Tiempo de vuelta | Dif. resp. 1° | Hora del día |
|--------------------------------------|------------------|---------------|--------------|
| (44) FRANCISCO CABEZA MENACHO | | | |
| 1 | 2:08.450 | +4.220 | 11:17:39.250 |
| 2 | 2:04.863 | +0.633 | 11:19:44.113 |
| 3 | 2:06.319 | +2.089 | 11:21:50.432 |
| 4 | 2:06.207 | +1.977 | 11:23:56.639 |
| 5 | 2:05.521 | +1.291 | 11:26:02.160 |
| 6 | 2:05.306 | +1.076 | 11:28:07.466 |
| 7 | 2:04.230 | | 11:30:11.696 |
| 8 | 2:05.405 | +1.175 | 11:32:17.101 |
| 9 | 2:05.600 | +1.370 | 11:34:22.701 |

MX Interprovincial de Chiclana

1. MX1-MX2 AFICIONADOS

Circuito de Chiclana 1,200 km

1ª Manga MX1-MX2 AFICIONADOS

27/01/2019 11:05

Carrera (15:00 y 2 Vueltas) iniciado a 11:13:18

| Vuelta | Tiempo de vuelta | Dif. resp. 1° | Hora del día |
|----------------------------------|------------------|---------------|--------------|
| (6) ISMAEL MOHAMED MAIMON | | | |
| 1 | 2:09.074 | +4.001 | 11:17:42.272 |
| 2 | 2:07.113 | +2.040 | 11:19:49.385 |
| 3 | 2:06.005 | +0.932 | 11:21:55.390 |
| 4 | 2:05.073 | | 11:24:00.463 |
| 5 | 2:07.092 | +2.019 | 11:26:07.555 |
| 6 | 2:06.916 | +1.843 | 11:28:14.471 |
| 7 | 2:07.742 | +2.669 | 11:30:22.213 |
| 8 | 2:08.546 | +3.473 | 11:32:30.759 |
| 9 | 2:07.292 | +2.219 | 11:34:38.051 |

| Vuelta | Tiempo de vuelta | Dif. resp. 1° | Hora del día |
|---|------------------|---------------|--------------|
| (111) JUAN JOSE GONZALEZ RODRIGUEZ | | | |
| 1 | 2:06.736 | +0.266 | 11:17:40.784 |
| 2 | 2:06.603 | +0.133 | 11:19:47.387 |
| 3 | 2:07.091 | +0.621 | 11:21:54.478 |
| 4 | 2:08.118 | +1.648 | 11:24:02.596 |
| 5 | 2:08.715 | +2.245 | 11:26:11.311 |
| 6 | 2:07.700 | +1.230 | 11:28:19.011 |
| 7 | 2:06.470 | | 11:30:25.481 |
| 8 | 2:07.297 | +0.827 | 11:32:32.778 |
| 9 | 2:08.318 | +1.848 | 11:34:41.096 |

| Vuelta | Tiempo de vuelta | Dif. resp. 1° | Hora del día |
|---------------------------------|------------------|---------------|--------------|
| (171) SERAFIN OLIVA RUIZ | | | |
| 1 | 2:04.687 | +1.835 | 11:17:34.085 |
| 2 | 2:02.852 | | 11:19:36.937 |
| 3 | 2:06.205 | +3.353 | 11:21:43.142 |
| 4 | 2:06.190 | +3.338 | 11:23:49.332 |
| 5 | 2:07.156 | +4.304 | 11:25:56.488 |
| 6 | 2:04.184 | +1.332 | 11:28:00.672 |
| 7 | 2:03.510 | +0.658 | 11:30:04.182 |
| 8 | 2:06.352 | +3.500 | 11:32:10.534 |
| 9 | 2:33.304 | +30.452 | 11:34:43.838 |

| Vuelta | Tiempo de vuelta | Dif. resp. 1° | Hora del día |
|----------------------------------|------------------|---------------|--------------|
| (99) DANIEL LOPEZ BORREGO | | | |
| 1 | 2:08.013 | +1.885 | 11:17:43.085 |
| 2 | 2:06.154 | +0.026 | 11:19:49.239 |
| 3 | 2:06.729 | +0.601 | 11:21:55.968 |
| 4 | 2:09.591 | +3.463 | 11:24:05.559 |
| 5 | 2:07.621 | +1.493 | 11:26:13.180 |
| 6 | 2:07.504 | +1.376 | 11:28:20.684 |
| 7 | 2:06.128 | | 11:30:26.812 |
| 8 | 2:08.335 | +2.207 | 11:32:35.147 |

| Vuelta | Tiempo de vuelta | Dif. resp. 1° | Hora del día |
|------------------------------------|------------------|---------------|--------------|
| (129) ABEL ARMARIO ZALDIVAR | | | |
| 1 | 2:05.464 | +0.937 | 11:17:36.292 |
| 2 | 2:04.527 | | 11:19:40.819 |
| 3 | 2:12.573 | +8.046 | 11:21:53.392 |
| 4 | 2:08.716 | +4.189 | 11:24:02.108 |
| 5 | 2:08.175 | +3.648 | 11:26:10.283 |
| 6 | 2:09.990 | +5.463 | 11:28:20.273 |
| 7 | 2:11.088 | +6.561 | 11:30:31.361 |
| 8 | 2:12.475 | +7.948 | 11:32:43.836 |

| Vuelta | Tiempo de vuelta | Dif. resp. 1° | Hora del día |
|-------------------------------------|------------------|---------------|--------------|
| (49) ALVARO ROLDAN PRUDENCIO | | | |
| 1 | 2:26.063 | +20.699 | 11:17:53.048 |
| 2 | 2:05.364 | | 11:19:58.412 |
| 3 | 2:10.078 | +4.714 | 11:22:08.490 |
| 4 | 2:07.239 | +1.875 | 11:24:15.729 |
| 5 | 2:08.780 | +3.416 | 11:26:24.509 |
| 6 | 2:07.365 | +2.001 | 11:28:31.874 |
| 7 | 2:13.704 | +8.340 | 11:30:45.578 |
| 8 | 2:11.726 | +6.362 | 11:32:57.304 |

| Vuelta | Tiempo de vuelta | Dif. resp. 1° | Hora del día |
|----------------------------------|------------------|---------------|--------------|
| (327) ABEL PESCADOR PEREZ | | | |
| 1 | 2:14.645 | +5.323 | 11:17:52.702 |

| Vuelta | Tiempo de vuelta | Dif. resp. 1° | Hora del día |
|--------|------------------|---------------|--------------|
| 2 | 2:13.999 | +4.677 | 11:20:06.701 |
| 3 | 2:15.673 | +6.351 | 11:22:22.374 |
| 4 | 2:14.461 | +5.139 | 11:24:36.835 |
| 5 | 2:16.660 | +7.338 | 11:26:53.495 |
| 6 | 2:12.869 | +3.547 | 11:29:06.364 |
| 7 | 2:12.122 | +2.800 | 11:31:18.486 |
| 8 | 2:09.322 | | 11:33:27.808 |

| Vuelta | Tiempo de vuelta | Dif. resp. 1° | Hora del día |
|------------------------------------|------------------|---------------|--------------|
| (172) JORGE CARRASCO NEVADO | | | |
| 1 | 2:11.433 | +3.112 | 11:18:14.987 |
| 2 | 2:09.221 | +0.900 | 11:20:24.208 |
| 3 | 2:10.146 | +1.825 | 11:22:34.354 |
| 4 | 2:08.321 | | 11:24:42.675 |
| 5 | 2:08.686 | +0.365 | 11:26:51.361 |
| 6 | 2:12.535 | +4.214 | 11:29:03.896 |
| 7 | 2:13.848 | +5.527 | 11:31:17.744 |
| 8 | 2:11.089 | +2.768 | 11:33:28.833 |

| Vuelta | Tiempo de vuelta | Dif. resp. 1° | Hora del día |
|--|------------------|---------------|--------------|
| (173) MANUEL JESUS PARADELA FORNELL | | | |
| 1 | 2:08.638 | | 11:17:46.212 |
| 2 | 2:09.262 | +0.624 | 11:19:55.474 |
| 3 | 2:17.294 | +8.656 | 11:22:12.768 |
| 4 | 2:10.431 | +1.793 | 11:24:23.199 |
| 5 | 2:09.042 | +0.404 | 11:26:32.241 |
| 6 | 2:42.889 | +34.251 | 11:29:15.130 |
| 7 | 2:19.472 | +10.834 | 11:31:34.602 |
| 8 | 2:15.202 | +6.564 | 11:33:49.804 |

| Vuelta | Tiempo de vuelta | Dif. resp. 1° | Hora del día |
|--|------------------|---------------|--------------|
| (100) ALEJANDRO ARRECIADO BALLESTER | | | |
| 1 | 2:17.238 | +3.370 | 11:17:56.238 |
| 2 | 2:17.827 | +3.959 | 11:20:14.065 |
| 3 | 2:19.656 | +5.788 | 11:22:33.721 |
| 4 | 2:16.522 | +2.654 | 11:24:50.243 |
| 5 | 2:14.601 | +0.733 | 11:27:04.844 |
| 6 | 2:14.644 | +0.776 | 11:29:19.488 |
| 7 | 2:17.173 | +3.305 | 11:31:36.661 |
| 8 | 2:13.868 | | 11:33:50.529 |

| Vuelta | Tiempo de vuelta | Dif. resp. 1° | Hora del día |
|--------------------------------|------------------|---------------|--------------|
| (511) SERGIO SALAS CRUZ | | | |
| 1 | 2:15.239 | +1.737 | 11:17:51.507 |
| 2 | 2:13.502 | | 11:20:05.009 |
| 3 | 2:16.380 | +2.878 | 11:22:21.389 |
| 4 | 2:20.688 | +7.186 | 11:24:42.077 |
| 5 | 2:22.674 | +9.172 | 11:27:04.751 |
| 6 | 2:22.394 | +8.892 | 11:29:27.145 |
| 7 | 2:22.102 | +8.600 | 11:31:49.247 |
| 8 | 2:18.759 | +5.257 | 11:34:08.006 |

| Vuelta | Tiempo de vuelta | Dif. resp. 1° | Hora del día |
|--|------------------|---------------|--------------|
| (9) JOSE DANIEL HERRILLO CADENA | | | |
| 1 | 2:03.739 | +0.190 | 11:17:38.160 |
| 2 | 2:03.549 | | 11:19:41.709 |

MX Interprovincial de Chiclana

Vuelta a vuelta

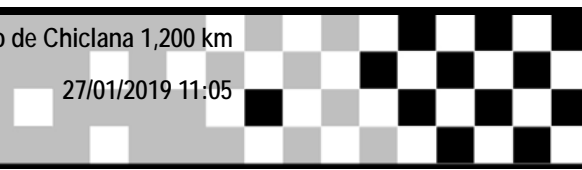
1. MX1-MX2 AFICIONADOS

Circuito de Chiclana 1,200 km

1ª Manga MX1-MX2 AFICIONADOS

27/01/2019 11:05

Carrera (15:00 y 2 Vueltas) iniciado a 11:13:18



| Competidores | Vueltas | | | | | | | | | |
|-------------------------------------|---------|-----|-----|-----|-----|-----|-----|-----|-----|-----|
| | 0 | 1 | 2 | 3 | 4 | 5 | 6 | 7 | 8 | 9 |
| ANDRES GORDILLO LAMA (78) | 1 | 78 | 78 | 78 | 78 | 78 | 78 | 78 | 78 | 78 |
| DIEGO GALVEZ GARCÍA (47) | 2 | 47 | 47 | 47 | 47 | 89 | 89 | 89 | 89 | 89 |
| SAMUEL ROJAS MARTINEZ (29) | 3 | 29 | 89 | 89 | 89 | 47 | 47 | 47 | 47 | 47 |
| JAVIER BARRIGA MARIN (89) | 4 | 89 | 29 | 29 | 29 | 29 | 29 | 29 | 29 | 29 |
| ENRIQUE RUIZ MAQUEDA (101) | 5 | 101 | 100 | 100 | 100 | 100 | 100 | 100 | 100 | 50 |
| MIRIAM MENA SERRALBO (100) | 6 | 100 | 101 | 101 | 19 | 19 | 19 | 50 | 50 | 100 |
| TAREK ABDERRAHAMAN AHMED (149) | 7 | 149 | 19 | 19 | 101 | 101 | 50 | 19 | 19 | 19 |
| HUGO MIGUEL CANDIDO DE CUHNHA (19) | 8 | 19 | 149 | 71 | 71 | 50 | 101 | 101 | 101 | 101 |
| SEBASTIAN POMARES RODRIGUEZ (34) | 9 | 34 | 34 | 34 | 50 | 71 | 71 | 71 | 71 | 71 |
| RUBEN BUTRON VERDUGO (24) | 10 | 24 | 71 | 50 | 34 | 34 | 34 | 34 | 34 | 34 |
| RAFAEL AVALOS LOPEZ (71) | 11 | 71 | 71 | 149 | 149 | 149 | 149 | 71 | 71 | 71 |
| GIOVANNI ARANDA IGLESIAS (71) | 12 | 71 | 50 | 71 | 71 | 71 | 71 | 96 | 96 | 96 |
| FCO.JOSE MADUEÑO VIDAL (21) | 13 | 21 | 21 | 21 | 96 | 96 | 96 | 149 | 149 | 149 |
| DIEGO ALBA ARAGON (50) | 14 | 50 | 96 | 96 | 21 | 21 | 21 | 242 | 242 | 242 |
| ALVARO ROLDAN PRUDENCIO (49) | 15 | 49 | 24 | 171 | 242 | 242 | 242 | 24 | 10 | 21 |
| WIEBE AMADOR BAENA (96) | 16 | 96 | 171 | 242 | 171 | 171 | 24 | 21 | 24 | 21 |
| SERAFIN OLIVA RUIZ (171) | 17 | 171 | 129 | 24 | 24 | 24 | 10 | 10 | 21 | 171 |
| FRANCISCO CABEZA MENACHO (44) | 18 | 44 | 242 | 129 | 10 | 10 | 171 | 171 | 171 | 10 |
| ABEL ARMARIO ZALDIVAR (129) | 19 | 129 | 9 | 9 | 44 | 44 | 44 | 44 | 44 | 6 |
| DANIEL VERDUGO BERMUDEZ (10) | 20 | 10 | 10 | 10 | 129 | 6 | 6 | 6 | 6 | 111 |
| SERGIO ATENCIA CARO (242) | 21 | 242 | 44 | 44 | 111 | 129 | 129 | 111 | 111 | 111 |
| ISMAEL MOHAMED MAIMON (6) | 22 | 6 | 111 | 111 | 6 | 111 | 111 | 129 | 99 | 99 |
| JUAN JOSE GONZALEZ RODRIGUEZ (111) | 23 | 111 | 6 | 99 | 99 | 99 | 99 | 99 | 129 | 129 |
| JOSE DANIEL HERRILLO CADENA (9) | 24 | 9 | 99 | 6 | 49 | 49 | 49 | 49 | 49 | 49 |
| DANIEL LOPEZ BORREGO (99) | 25 | 99 | 173 | 173 | 173 | 173 | 173 | 172 | 172 | 327 |
| SERGIO SALAS CRUZ (511) | 26 | 511 | 511 | 49 | 511 | 327 | 172 | 327 | 327 | 172 |
| MANUEL JESUS PARADELA FORNELL (173) | 27 | 173 | 327 | 511 | 327 | 511 | 327 | 173 | 173 | 173 |
| ABEL PESCADOR PEREZ (327) | 28 | 327 | 49 | 327 | 100 | 172 | 511 | 100 | 100 | 100 |
| ALEJANDRO ARRECIADO BALLESTER (100) | 29 | 100 | 100 | 100 | 172 | 100 | 100 | 511 | 511 | 511 |
| JORGE CARRASCO NEVADO (172) | 30 | 172 | 172 | 172 | | | | | | |
| - | 31 | | | | | | | | | |

MX Interprovincial de Chiclana

Clasificado por vueltas

1. MX1-MX2 AFICIONADOS

Circuito de Chiclana 1,200 km

2ª Manga MX1-MX2 AFICIONADOS

27/01/2019 13:10

Carrera (15:00 y 2 Vueltas) iniciado a 13:12:49

| Pos. | Nº | Nombre | Vueltas | Total Tº | Dif. resp. 1º | Mejor Tm | Puntos | Clase |
|------|-----|-------------------------------|---------|-----------|---------------|----------|--------|------------------|
| 1 | 78 | ANDRES GORDILLO LAMA | 9 | 19:08.508 | | 1:53.739 | 25 | MX-1 AFICIONADOS |
| 2 | 47 | DIEGO GALVEZ GARCÍA | 9 | 19:22.439 | 13.931 | 1:54.991 | 22 | MX-1 AFICIONADOS |
| 3 | 89 | JAVIER BARRIGA MARIN | 9 | 19:25.256 | 16.748 | 1:55.091 | 25 | MX-2 AFICIONADOS |
| 4 | 50 | DIEGO ALBA ARAGON | 9 | 19:32.841 | 24.333 | 1:54.450 | 22 | MX-2 AFICIONADOS |
| 5 | 29 | SAMUEL ROJAS MARTINEZ | 9 | 19:45.885 | 37.377 | 1:56.616 | 20 | MX-2 AFICIONADOS |
| 6 | 100 | MIRIAM MENA SERRALBO | 9 | 19:53.576 | 45.068 | 1:57.140 | 18 | MX-2 AFICIONADOS |
| 7 | 71 | GIOVANNI ARANDA IGLESIAS | 9 | 19:56.865 | 48.357 | 1:56.937 | 20 | MX-1 AFICIONADOS |
| 8 | 19 | HUGO MIGUEL CANDIDO DE CUHNHA | 9 | 20:03.126 | 54.618 | 1:58.341 | 16 | MX-2 AFICIONADOS |
| 9 | 24 | RUBEN BUTRON VERDUGO | 9 | 20:04.057 | 55.549 | 1:58.940 | 15 | MX-2 AFICIONADOS |
| 10 | 34 | SEBASTIAN POMARES RODRIGUEZ | 9 | 20:04.571 | 56.063 | 1:58.449 | 14 | MX-2 AFICIONADOS |
| 11 | 71 | RAFAEL AVALOS LOPEZ | 9 | 20:05.231 | 56.723 | 1:58.184 | 13 | MX-2 AFICIONADOS |
| 12 | 21 | FCO.JOSE MADUEÑO VIDAL | 9 | 20:25.916 | 1:17.408 | 1:59.461 | 12 | MX-2 AFICIONADOS |
| 13 | 242 | SERGIO ATENCIA CARO | 9 | 20:31.542 | 1:23.034 | 1:59.679 | 11 | MX-2 AFICIONADOS |
| 14 | 111 | JUAN JOSE GONZALEZ RODRIGUEZ | 9 | 20:36.802 | 1:28.294 | 2:02.445 | 10 | MX-2 AFICIONADOS |
| 15 | 149 | TAREK ABDERRAHAMAN AHMED | 9 | 20:37.538 | 1:29.030 | 2:01.813 | 18 | MX-1 AFICIONADOS |
| 16 | 6 | ISMAEL MOHAMED MAIMON | 9 | 20:40.492 | 1:31.984 | 2:02.701 | 16 | MX-1 AFICIONADOS |
| 17 | 10 | DANIEL VERDUGO BERMUDEZ | 9 | 20:46.441 | 1:37.933 | 2:01.603 | 9 | MX-2 AFICIONADOS |
| 18 | 44 | FRANCISCO CABEZA MENACHO | 9 | 20:52.184 | 1:43.676 | 2:01.149 | 8 | MX-2 AFICIONADOS |
| 19 | 171 | SERAFIN OLIVA RUIZ | 9 | 20:54.729 | 1:46.221 | 2:01.382 | 7 | MX-2 AFICIONADOS |
| 20 | 49 | ALVARO ROLDAN PRUDENCIO | 9 | 21:00.846 | 1:52.338 | 2:02.021 | 15 | MX-1 AFICIONADOS |
| 21 | 99 | DANIEL LOPEZ BORREGO | 9 | 21:08.716 | 2:00.208 | 2:04.226 | 6 | MX-2 AFICIONADOS |
| 22 | 129 | ABEL ARMARIO ZALDIVAR | 9 | 21:10.625 | 2:02.117 | 2:04.048 | 5 | MX-2 AFICIONADOS |
| 23 | 96 | WIEBE AMADOR BAENA | 9 | 21:20.626 | 2:12.118 | 1:59.511 | 14 | MX-1 AFICIONADOS |
| 24 | 172 | JORGE CARRASCO NEVADO | 8 | 19:38.768 | 1 Vuelta | 2:08.236 | 13 | MX-1 AFICIONADOS |
| 25 | 327 | ABEL PESCADOR PEREZ | 8 | 20:02.026 | 1 Vuelta | 2:06.656 | 12 | MX-1 AFICIONADOS |
| 26 | 511 | SERGIO SALAS CRUZ | 8 | 20:06.996 | 1 Vuelta | 2:11.099 | 4 | MX-2 AFICIONADOS |
| 27 | 100 | ALEJANDRO ARRECIADO BALLESTER | 8 | 20:33.515 | 1 Vuelta | 2:13.979 | 3 | MX-2 AFICIONADOS |

No clasificado

| | | | | | | | | |
|----|-----|-------------------------------|---|----------|----|----------|---|------------------|
| NT | 173 | MANUEL JESUS PARADELA FORNELL | 2 | 6:32.503 | NT | 2:07.277 | 0 | MX-2 AFICIONADOS |
| NT | 9 | JOSE DANIEL HORRILLO CADENA | | | NT | | 0 | MX-2 AFICIONADOS |
| NT | 38 | JOSE LUIS CRESPO PARRA | | | NT | | 0 | MX-2 AFICIONADOS |
| NT | 101 | ENRIQUE RUIZ MAQUEDA | | | NT | | 0 | MX-2 AFICIONADOS |

| Márgen de victoria | Velocidad media | Mejor tº de vuelta | Mejor Vel. | Mejor vuelta para |
|--------------------|-----------------|--------------------|------------|---------------------------|
| 13.931 | 33,853 | 1:53.739 | 37,982 | 78 - ANDRES GORDILLO LAMA |

Cronometraje

Orbits



MX Interprovincial de Chiclana

Clasificado por vueltas

1. MX1-MX2 AFICIONADOS

Circuito de Chiclana 1,200 km

2ª Manga MX1-MX2 AFICIONADOS

27/01/2019 13:10

Carrera (15:00 y 2 Vueltas) iniciado a 13:12:49

| Pos. | Nº | Nombre | Vueltas | Total Tº | Dif. resp. 1º | Mejor Tm | Puntos | Clase |
|-------------------------|-----|--------------------------|---------|-----------|---------------|----------|--------|------------------|
| MX-1 AFICIONADOS | | | | | | | | |
| 1 | 78 | ANDRES GORDILLO LAMA | 9 | 19:08.508 | | 1:53.739 | 25 | MX-1 AFICIONADOS |
| 2 | 47 | DIEGO GALVEZ GARCÍA | 9 | 19:22.439 | 13.931 | 1:54.991 | 22 | MX-1 AFICIONADOS |
| 3 | 71 | GIOVANNI ARANDA IGLESIAS | 9 | 19:56.865 | 48.357 | 1:56.937 | 20 | MX-1 AFICIONADOS |
| 4 | 149 | TAREK ABDERRAHAMAN AHMED | 9 | 20:37.538 | 1:29.030 | 2:01.813 | 18 | MX-1 AFICIONADOS |
| 5 | 6 | ISMAEL MOHAMED MAIMON | 9 | 20:40.492 | 1:31.984 | 2:02.701 | 16 | MX-1 AFICIONADOS |
| 6 | 49 | ALVARO ROLDAN PRUDENCIO | 9 | 21:00.846 | 1:52.338 | 2:02.021 | 15 | MX-1 AFICIONADOS |
| 7 | 96 | WIEBE AMADOR BAENA | 9 | 21:20.626 | 2:12.118 | 1:59.511 | 14 | MX-1 AFICIONADOS |
| 8 | 172 | JORGE CARRASCO NEVADO | 8 | 19:38.768 | 1 Vuelta | 2:08.236 | 13 | MX-1 AFICIONADOS |
| 9 | 327 | ABEL PESCADOR PEREZ | 8 | 20:02.026 | 1 Vuelta | 2:06.656 | 12 | MX-1 AFICIONADOS |

MX-2 AFICIONADOS

| | | | | | | | | |
|----|-----|-------------------------------|---|-----------|----------|----------|----|------------------|
| 1 | 89 | JAVIER BARRIGA MARIN | 9 | 19:25.256 | | 1:55.091 | 25 | MX-2 AFICIONADOS |
| 2 | 50 | DIEGO ALBA ARAGON | 9 | 19:32.841 | 7.585 | 1:54.450 | 22 | MX-2 AFICIONADOS |
| 3 | 29 | SAMUEL ROJAS MARTINEZ | 9 | 19:45.885 | 20.629 | 1:56.616 | 20 | MX-2 AFICIONADOS |
| 4 | 100 | MIRIAM MENA SERRALBO | 9 | 19:53.576 | 28.320 | 1:57.140 | 18 | MX-2 AFICIONADOS |
| 5 | 19 | HUGO MIGUEL CANDIDO DE CUHNHA | 9 | 20:03.126 | 37.870 | 1:58.341 | 16 | MX-2 AFICIONADOS |
| 6 | 24 | RUBEN BUTRON VERDUGO | 9 | 20:04.057 | 38.801 | 1:58.940 | 15 | MX-2 AFICIONADOS |
| 7 | 34 | SEBASTIAN POMARES RODRIGUEZ | 9 | 20:04.571 | 39.315 | 1:58.449 | 14 | MX-2 AFICIONADOS |
| 8 | 71 | RAFAEL AVALOS LOPEZ | 9 | 20:05.231 | 39.975 | 1:58.184 | 13 | MX-2 AFICIONADOS |
| 9 | 21 | FCO.JOSE MADUEÑO VIDAL | 9 | 20:25.916 | 1:00.660 | 1:59.461 | 12 | MX-2 AFICIONADOS |
| 10 | 242 | SERGIO ATENCIA CARO | 9 | 20:31.542 | 1:06.286 | 1:59.679 | 11 | MX-2 AFICIONADOS |
| 11 | 111 | JUAN JOSE GONZALEZ RODRIGUEZ | 9 | 20:36.802 | 1:11.546 | 2:02.445 | 10 | MX-2 AFICIONADOS |
| 12 | 10 | DANIEL VERDUGO BERMUDEZ | 9 | 20:46.441 | 1:21.185 | 2:01.603 | 9 | MX-2 AFICIONADOS |
| 13 | 44 | FRANCISCO CABEZA MENACHO | 9 | 20:52.184 | 1:26.928 | 2:01.149 | 8 | MX-2 AFICIONADOS |
| 14 | 171 | SERAFIN OLIVA RUIZ | 9 | 20:54.729 | 1:29.473 | 2:01.382 | 7 | MX-2 AFICIONADOS |
| 15 | 99 | DANIEL LOPEZ BORREGO | 9 | 21:08.716 | 1:43.460 | 2:04.226 | 6 | MX-2 AFICIONADOS |
| 16 | 129 | ABEL ARMARIO ZALDIVAR | 9 | 21:10.625 | 1:45.369 | 2:04.048 | 5 | MX-2 AFICIONADOS |
| 17 | 511 | SERGIO SALAS CRUZ | 8 | 20:06.996 | 1 Vuelta | 2:11.099 | 4 | MX-2 AFICIONADOS |
| 18 | 100 | ALEJANDRO ARRECIADO BALLESTER | 8 | 20:33.515 | 1 Vuelta | 2:13.979 | 3 | MX-2 AFICIONADOS |

No clasificado

| | | | | | | | | |
|----|-----|-------------------------------|---|----------|----|----------|---|------------------|
| NT | 173 | MANUEL JESUS PARADELA FORNELL | 2 | 6:32.503 | NT | 2:07.277 | 0 | MX-2 AFICIONADOS |
| NT | 9 | JOSE DANIEL HERRILLO CADENA | | | NT | | 0 | MX-2 AFICIONADOS |
| NT | 38 | JOSE LUIS CRESPO PARRA | | | NT | | 0 | MX-2 AFICIONADOS |
| NT | 101 | ENRIQUE RUIZ MAQUEDA | | | NT | | 0 | MX-2 AFICIONADOS |

| Márgen de victoria | Velocidad media | Mejor tº de vuelta | Mejor Vel. | Mejor vuelta para |
|--------------------|-----------------|--------------------|------------|---------------------------|
| 13.931 | 33,853 | 1:53.739 | 37,982 | 78 - ANDRES GORDILLO LAMA |

Cronometraje

Orbits



MX Interprovincial de Chiclana

1. MX1-MX2 AFICIONADOS

Circuito de Chiclana 1,200 km

2ª Manga MX1-MX2 AFICIONADOS

27/01/2019 13:10

Carrera (15:00 y 2 Vueltas) iniciado a 13:12:49

| Vuelta | Tiempo de vuelta | Dif. resp. 1º | Hora del día |
|----------------------------------|------------------|---------------|--------------|
| (78) ANDRES GORDILLO LAMA | | | |
| 1 | 1:55.539 | +1.800 | 13:16:34.789 |
| 2 | 1:55.361 | +1.622 | 13:18:30.150 |
| 3 | 1:55.018 | +1.279 | 13:20:25.168 |
| 4 | 1:55.480 | +1.741 | 13:22:20.648 |
| 5 | 1:53.739 | | 13:24:14.387 |
| 6 | 1:54.497 | +0.758 | 13:26:08.884 |
| 7 | 1:55.396 | +1.657 | 13:28:04.280 |
| 8 | 1:56.457 | +2.718 | 13:30:00.737 |
| 9 | 1:57.332 | +3.593 | 13:31:58.069 |

| Vuelta | Tiempo de vuelta | Dif. resp. 1º | Hora del día |
|---------------------------------|------------------|---------------|--------------|
| (47) DIEGO GALVEZ GARCÍA | | | |
| 1 | 1:56.274 | +1.283 | 13:16:37.872 |
| 2 | 1:54.991 | | 13:18:32.863 |
| 3 | 1:55.130 | +0.139 | 13:20:27.993 |
| 4 | 1:55.419 | +0.428 | 13:22:23.412 |
| 5 | 1:56.103 | +1.112 | 13:24:19.515 |
| 6 | 1:56.587 | +1.596 | 13:26:16.102 |
| 7 | 1:57.280 | +2.289 | 13:28:13.382 |
| 8 | 1:58.975 | +3.984 | 13:30:12.357 |
| 9 | 1:59.643 | +4.652 | 13:32:12.000 |

| Vuelta | Tiempo de vuelta | Dif. resp. 1º | Hora del día |
|----------------------------------|------------------|---------------|--------------|
| (89) JAVIER BARRIGA MARIN | | | |
| 1 | 1:57.326 | +2.235 | 13:16:41.383 |
| 2 | 1:58.047 | +2.956 | 13:18:39.430 |
| 3 | 1:57.439 | +2.348 | 13:20:36.869 |
| 4 | 1:56.712 | +1.621 | 13:22:33.581 |
| 5 | 1:56.857 | +1.766 | 13:24:30.438 |
| 6 | 1:55.091 | | 13:26:25.529 |
| 7 | 1:56.772 | +1.681 | 13:28:22.301 |
| 8 | 1:55.178 | +0.087 | 13:30:17.479 |
| 9 | 1:57.338 | +2.247 | 13:32:14.817 |

| Vuelta | Tiempo de vuelta | Dif. resp. 1º | Hora del día |
|-------------------------------|------------------|---------------|--------------|
| (50) DIEGO ALBA ARAGON | | | |
| 1 | 1:57.531 | +3.081 | 13:16:48.655 |
| 2 | 1:56.577 | +2.127 | 13:18:45.232 |
| 3 | 1:56.687 | +2.237 | 13:20:41.919 |
| 4 | 1:57.033 | +2.583 | 13:22:38.952 |
| 5 | 1:55.680 | +1.230 | 13:24:34.632 |
| 6 | 1:56.744 | +2.294 | 13:26:31.376 |
| 7 | 1:54.459 | +0.009 | 13:28:25.835 |
| 8 | 1:54.450 | | 13:30:20.285 |
| 9 | 2:02.117 | +7.667 | 13:32:22.402 |

| Vuelta | Tiempo de vuelta | Dif. resp. 1º | Hora del día |
|-----------------------------------|------------------|---------------|--------------|
| (29) SAMUEL ROJAS MARTINEZ | | | |
| 1 | 1:58.223 | +1.607 | 13:16:47.454 |
| 2 | 1:56.906 | +0.290 | 13:18:44.360 |
| 3 | 1:56.616 | | 13:20:40.976 |
| 4 | 1:57.114 | +0.498 | 13:22:38.090 |
| 5 | 1:58.433 | +1.817 | 13:24:36.523 |
| 6 | 1:59.212 | +2.596 | 13:26:35.735 |
| 7 | 1:59.017 | +2.401 | 13:28:34.752 |
| 8 | 2:00.321 | +3.705 | 13:30:35.073 |
| 9 | 2:00.373 | +3.757 | 13:32:35.446 |

| Vuelta | Tiempo de vuelta | Dif. resp. 1º | Hora del día |
|-----------------------------------|------------------|---------------|--------------|
| (100) MIRIAM MENA SERRALBO | | | |
| 1 | 1:57.672 | +0.532 | 13:16:43.751 |
| 2 | 1:57.878 | +0.738 | 13:18:41.629 |
| 3 | 1:58.507 | +1.367 | 13:20:40.136 |
| 4 | 1:57.140 | | 13:22:37.276 |
| 5 | 1:58.944 | +1.804 | 13:24:36.220 |
| 6 | 2:01.792 | +4.652 | 13:26:38.012 |
| 7 | 2:00.467 | +3.327 | 13:28:38.479 |
| 8 | 2:01.559 | +4.419 | 13:30:40.038 |
| 9 | 2:03.099 | +5.959 | 13:32:43.137 |

| Vuelta | Tiempo de vuelta | Dif. resp. 1º | Hora del día |
|--------------------------------------|------------------|---------------|--------------|
| (71) GIOVANNI ARANDA IGLESIAS | | | |
| 1 | 2:00.085 | +3.148 | 13:16:53.480 |
| 2 | 1:57.046 | +0.109 | 13:18:50.526 |
| 3 | 1:56.937 | | 13:20:47.463 |
| 4 | 1:57.913 | +0.976 | 13:22:45.376 |
| 5 | 1:59.841 | +2.904 | 13:24:45.217 |
| 6 | 1:59.025 | +2.088 | 13:26:44.242 |
| 7 | 1:59.973 | +3.036 | 13:28:44.215 |
| 8 | 2:00.087 | +3.150 | 13:30:44.302 |
| 9 | 2:02.124 | +5.187 | 13:32:46.426 |

| Vuelta | Tiempo de vuelta | Dif. resp. 1º | Hora del día |
|---|------------------|---------------|--------------|
| (19) HUGO MIGUEL CANDIDO DE CUHNHA | | | |
| 1 | 2:02.100 | +3.759 | 13:16:54.139 |
| 2 | 1:58.795 | +0.454 | 13:18:52.934 |
| 3 | 2:01.753 | +3.412 | 13:20:54.687 |
| 4 | 2:00.197 | +1.856 | 13:22:54.884 |
| 5 | 2:00.159 | +1.818 | 13:24:55.043 |
| 6 | 1:58.341 | | 13:26:53.384 |
| 7 | 1:59.768 | +1.427 | 13:28:53.152 |
| 8 | 2:00.147 | +1.806 | 13:30:53.299 |
| 9 | 1:59.388 | +1.047 | 13:32:52.687 |

| Vuelta | Tiempo de vuelta | Dif. resp. 1º | Hora del día |
|----------------------------------|------------------|---------------|--------------|
| (24) RUBEN BUTRON VERDUGO | | | |
| 1 | 2:01.746 | +2.806 | 13:16:49.336 |
| 2 | 2:00.934 | +1.994 | 13:18:50.270 |
| 3 | 2:02.871 | +3.931 | 13:20:53.141 |
| 4 | 2:02.743 | +3.803 | 13:22:55.884 |
| 5 | 2:00.529 | +1.589 | 13:24:56.413 |
| 6 | 1:59.376 | +0.436 | 13:26:55.789 |
| 7 | 1:59.318 | +0.378 | 13:28:55.107 |
| 8 | 1:58.940 | | 13:30:54.047 |
| 9 | 1:59.571 | +0.631 | 13:32:53.618 |

| Vuelta | Tiempo de vuelta | Dif. resp. 1º | Hora del día |
|---|------------------|---------------|--------------|
| (34) SEBASTIAN POMARES RODRIGUEZ | | | |
| 1 | 2:03.793 | +5.344 | 13:16:56.775 |
| 2 | 2:01.955 | +3.506 | 13:18:58.730 |
| 3 | 1:59.406 | +0.957 | 13:20:58.136 |
| 4 | 1:59.650 | +1.201 | 13:22:57.786 |
| 5 | 2:00.132 | +1.683 | 13:24:57.918 |
| 6 | 1:59.860 | +1.411 | 13:26:57.778 |
| 7 | 1:58.555 | +0.106 | 13:28:56.333 |
| 8 | 1:59.350 | +0.901 | 13:30:55.683 |
| 9 | 1:58.449 | | 13:32:54.132 |

| Vuelta | Tiempo de vuelta | Dif. resp. 1º | Hora del día |
|---------------------------------|------------------|---------------|--------------|
| (71) RAFAEL AVALOS LOPEZ | | | |
| 1 | 2:03.111 | +4.927 | 13:16:57.196 |
| 2 | 2:02.554 | +4.370 | 13:18:59.750 |
| 3 | 1:59.362 | +1.178 | 13:20:59.112 |
| 4 | 1:59.248 | +1.064 | 13:22:58.360 |
| 5 | 2:01.154 | +2.970 | 13:24:59.514 |
| 6 | 1:59.498 | +1.314 | 13:26:59.012 |
| 7 | 1:58.184 | | 13:28:57.196 |
| 8 | 1:58.878 | +0.694 | 13:30:56.074 |
| 9 | 1:58.718 | +0.534 | 13:32:54.792 |

| Vuelta | Tiempo de vuelta | Dif. resp. 1º | Hora del día |
|------------------------------------|------------------|---------------|--------------|
| (21) FCO.JOSE MADUEÑO VIDAL | | | |
| 1 | 2:04.810 | +5.349 | 13:16:55.353 |
| 2 | 2:02.655 | +3.194 | 13:18:58.008 |
| 3 | 2:02.266 | +2.805 | 13:21:00.274 |
| 4 | 1:59.461 | | 13:22:59.735 |
| 5 | 2:06.664 | +7.203 | 13:25:06.399 |
| 6 | 2:02.760 | +3.299 | 13:27:09.159 |
| 7 | 2:01.377 | +1.916 | 13:29:10.536 |
| 8 | 2:02.292 | +2.831 | 13:31:12.828 |
| 9 | 2:02.649 | +3.188 | 13:33:15.477 |

| Vuelta | Tiempo de vuelta | Dif. resp. 1º | Hora del día |
|----------------------------------|------------------|---------------|--------------|
| (242) SERGIO ATENCIA CARO | | | |
| 1 | 2:04.018 | +4.339 | 13:17:03.406 |
| 2 | 2:01.557 | +1.878 | 13:19:04.963 |
| 3 | 2:02.505 | +2.826 | 13:21:07.468 |
| 4 | 2:03.627 | +3.948 | 13:23:11.095 |
| 5 | 2:03.016 | +3.337 | 13:25:14.111 |
| 6 | 2:02.672 | +2.993 | 13:27:16.783 |
| 7 | 2:02.787 | +3.108 | 13:29:19.570 |
| 8 | 2:01.854 | +2.175 | 13:31:21.424 |
| 9 | 1:59.679 | | 13:33:21.103 |

| Vuelta | Tiempo de vuelta | Dif. resp. 1º | Hora del día |
|---|------------------|---------------|--------------|
| (111) JUAN JOSE GONZALEZ RODRIGUEZ | | | |
| 1 | 2:04.231 | +1.786 | 13:16:52.947 |
| 2 | 2:04.205 | +1.760 | 13:18:57.152 |
| 3 | 2:07.095 | +4.650 | 13:21:04.247 |
| 4 | 2:03.754 | +1.309 | 13:23:08.001 |
| 5 | 2:03.986 | +1.541 | 13:25:11.987 |
| 6 | 2:02.919 | +0.474 | 13:27:14.906 |
| 7 | 2:03.347 | +0.902 | 13:29:18.253 |
| 8 | 2:02.445 | | 13:31:20.698 |
| 9 | 2:05.665 | +3.220 | 13:33:26.363 |

| Vuelta | Tiempo de vuelta | Dif. resp. 1º | Hora del día |
|---------------------------------------|------------------|---------------|--------------|
| (149) TAREK ABDERRAHAMAN AHMED | | | |
| 1 | 2:04.400 | +2.587 | 13:17:00.323 |
| 2 | 2:01.813 | | 13:19:02.136 |
| 3 | 2:03.633 | +1.820 | 13:21:05.769 |
| 4 | 2:03.495 | +1.682 | 13:23:09.264 |
| 5 | 2:03.230 | +1.417 | 13:25:12.494 |
| 6 | 2:03.650 | +1.837 | 13:27:16.144 |
| 7 | 2:02.849 | +1.036 | 13:29:18.993 |
| 8 | 2:03.357 | +1.544 | 13:31:22.350 |
| 9 | 2:04.749 | +2.936 | 13:33:27.099 |

| Vuelta | Tiempo de vuelta | Dif. resp. 1º | Hora del día |
|----------------------------------|------------------|---------------|--------------|
| (6) ISMAEL MOHAMED MAIMON | | | |
| 1 | 2:04.093 | +1.392 | 13:17:02.696 |
| 2 | 2:02.892 | +0.191 | 13:19:05.588 |
| 3 | 2:02.736 | +0.035 | 13:21:08.324 |
| 4 | 2:03.288 | +0.587 | 13:23:11.612 |
| 5 | 2:04.159 | +1.458 | 13:25:15.771 |
| 6 | 2:04.443 | +1.742 | 13:27:20.214 |
| 7 | 2:02.701 | | 13:29:22.915 |
| 8 | 2:03.970 | +1.269 | 13:31:26.885 |
| 9 | 2:03.168 | +0.467 | 13:33:30.053 |

| Vuelta | Tiempo de vuelta | Dif. resp. 1º | Hora del día |
|-------------------------------------|------------------|---------------|--------------|
| (10) DANIEL VERDUGO BERMUDEZ | | | |
| 1 | 2:04.339 | +2.736 | 13:17:01.677 |
| 2 | 2:01.921 | +0.318 | 13:19:03.598 |
| 3 | 2:02.868 | +1.265 | 13:21:06.466 |
| 4 | 2:03.181 | +1.578 | 13:23:09.647 |
| 5 | 2:03.535 | +1.932 | 13:25:13.182 |
| 6 | 2:04.650 | +3.047 | 13:27:17.832 |
| 7 | 2:04.191 | +2.588 | 13:29:22.023 |
| 8 | 2:12.376 | +10.773 | 13:31:34.399 |
| 9 | 2:01.603 | | 13:33:36.002 |

| Vuelta | Tiempo de vuelta | Dif. resp. 1º | Hora del día |
|--------------------------------------|------------------|---------------|--------------|
| (44) FRANCISCO CABEZA MENACHO | | | |
| 1 | 2:06.772 | +5.623 | 13:17:09.371 |
| 2 | 2:04.860 | +3.711 | 13:19:14.231 |
| 3 | 2:04.769 | +3.620 | 13:21:19.000 |
| 4 | 2:05.849 | +4.700 | 13:23:24.849 |
| 5 | 2:05.986 | +4.837 | 13:25:30.835 |
| 6 | 2:04.248 | +3.099 | 13:27:35.083 |
| 7 | 2:01.149 | | 13:29:36.232 |
| 8 | 2:01.540 | +0.391 | 13:31:37.772 |
| 9 | 2:03.973 | +2.824 | 13:33:41.745 |

MX Interprovincial de Chiclana

1. MX1-MX2 AFICIONADOS

Circuito de Chiclana 1,200 km

2ª Manga MX1-MX2 AFICIONADOS

27/01/2019 13:10

Carrera (15:00 y 2 Vueltas) iniciado a 13:12:49

| Vuelta | Tiempo de vuelta | Dif. resp. 1° | Hora del día |
|---------------------------------|------------------|---------------|--------------|
| (171) SERAFIN OLIVA RUIZ | | | |
| 1 | 2:04.068 | +2.686 | 13:17:02.076 |
| 2 | 2:02.241 | +0.859 | 13:19:04.317 |
| 3 | 2:05.275 | +3.893 | 13:21:09.592 |
| 4 | 2:14.615 | +13.233 | 13:23:24.207 |
| 5 | 2:05.953 | +4.571 | 13:25:30.160 |
| 6 | 2:03.957 | +2.575 | 13:27:34.117 |
| 7 | 2:01.382 | | 13:29:35.499 |
| 8 | 2:04.383 | +3.001 | 13:31:39.882 |
| 9 | 2:04.408 | +3.026 | 13:33:44.290 |

| Vuelta | Tiempo de vuelta | Dif. resp. 1° | Hora del día |
|-------------------------------------|------------------|---------------|--------------|
| (49) ALVARO ROLDAN PRUDENCIO | | | |
| 1 | 2:03.459 | +1.438 | 13:17:04.158 |
| 2 | 2:02.026 | +0.005 | 13:19:06.184 |
| 3 | 2:02.771 | +0.750 | 13:21:08.955 |
| 4 | 2:03.402 | +1.381 | 13:23:12.357 |
| 5 | 2:02.021 | | 13:25:14.378 |
| 6 | 2:04.198 | +2.177 | 13:27:18.576 |
| 7 | 2:02.092 | +0.071 | 13:29:20.668 |
| 8 | 2:24.444 | +22.423 | 13:31:45.112 |
| 9 | 2:05.295 | +3.274 | 13:33:50.407 |

| Vuelta | Tiempo de vuelta | Dif. resp. 1° | Hora del día |
|----------------------------------|------------------|---------------|--------------|
| (99) DANIEL LOPEZ BORRERO | | | |
| 1 | 2:05.467 | +1.241 | 13:17:07.692 |
| 2 | 2:04.226 | | 13:19:11.918 |
| 3 | 2:05.643 | +1.417 | 13:21:17.561 |
| 4 | 2:06.365 | +2.139 | 13:23:23.926 |
| 5 | 2:05.065 | +0.839 | 13:25:28.991 |
| 6 | 2:07.580 | +3.354 | 13:27:36.571 |
| 7 | 2:07.266 | +3.040 | 13:29:43.837 |
| 8 | 2:06.709 | +2.483 | 13:31:50.546 |
| 9 | 2:07.731 | +3.505 | 13:33:58.277 |

| Vuelta | Tiempo de vuelta | Dif. resp. 1° | Hora del día |
|------------------------------------|------------------|---------------|--------------|
| (129) ABEL ARMARIO ZALDIVAR | | | |
| 1 | 2:04.048 | | 13:17:05.770 |
| 2 | 2:04.174 | +0.126 | 13:19:09.944 |
| 3 | 2:07.110 | +3.062 | 13:21:17.054 |
| 4 | 2:06.039 | +1.991 | 13:23:23.093 |
| 5 | 2:04.378 | +0.330 | 13:25:27.471 |
| 6 | 2:06.177 | +2.129 | 13:27:33.648 |
| 7 | 2:11.928 | +7.880 | 13:29:45.576 |
| 8 | 2:07.953 | +3.905 | 13:31:53.529 |
| 9 | 2:06.657 | +2.609 | 13:34:00.186 |

| Vuelta | Tiempo de vuelta | Dif. resp. 1° | Hora del día |
|--------------------------------|------------------|---------------|--------------|
| (96) WIEBE AMADOR BAENA | | | |
| 1 | 2:00.579 | +1.068 | 13:17:40.172 |
| 2 | 2:00.584 | +1.073 | 13:19:40.756 |
| 3 | 1:59.511 | | 13:21:40.267 |
| 4 | 2:01.720 | +2.209 | 13:23:41.987 |
| 5 | 1:59.654 | +0.143 | 13:25:41.641 |
| 6 | 2:00.385 | +0.874 | 13:27:42.026 |
| 7 | 1:59.884 | +0.373 | 13:29:41.910 |
| 8 | 2:00.025 | +0.514 | 13:31:41.935 |
| 9 | 2:28.252 | +28.741 | 13:34:10.187 |

| Vuelta | Tiempo de vuelta | Dif. resp. 1° | Hora del día |
|------------------------------------|------------------|---------------|--------------|
| (172) JORGE CARRASCO NEVADO | | | |
| 1 | 2:12.163 | +3.927 | 13:17:12.715 |
| 2 | 2:08.236 | | 13:19:20.951 |
| 3 | 2:09.958 | +1.722 | 13:21:30.909 |
| 4 | 2:09.615 | +1.379 | 13:23:40.524 |
| 5 | 2:09.885 | +1.649 | 13:25:50.409 |
| 6 | 2:09.996 | +1.760 | 13:28:00.405 |
| 7 | 2:13.499 | +5.263 | 13:30:13.904 |
| 8 | 2:14.425 | +6.189 | 13:32:28.329 |

| Vuelta | Tiempo de vuelta | Dif. resp. 1° | Hora del día |
|----------------------------------|------------------|---------------|--------------|
| (327) ABEL PESCADOR PEREZ | | | |
| 1 | 2:08.284 | +1.628 | 13:17:44.208 |
| 2 | 2:06.656 | | 13:19:50.864 |
| 3 | 2:08.132 | +1.476 | 13:21:58.996 |
| 4 | 2:09.973 | +3.317 | 13:24:08.969 |
| 5 | 2:11.096 | +4.440 | 13:26:20.065 |
| 6 | 2:11.141 | +4.485 | 13:28:31.206 |
| 7 | 2:11.788 | +5.132 | 13:30:42.994 |
| 8 | 2:08.593 | +1.937 | 13:32:51.587 |

| Vuelta | Tiempo de vuelta | Dif. resp. 1° | Hora del día |
|--------------------------------|------------------|---------------|--------------|
| (511) SERGIO SALAS CRUZ | | | |
| 1 | 2:11.497 | +0.398 | 13:17:17.158 |
| 2 | 2:11.099 | | 13:19:28.257 |
| 3 | 2:11.693 | +0.594 | 13:21:39.950 |
| 4 | 2:12.333 | +1.234 | 13:23:52.283 |
| 5 | 2:14.176 | +3.077 | 13:26:06.459 |
| 6 | 2:17.085 | +5.986 | 13:28:23.544 |
| 7 | 2:14.509 | +3.410 | 13:30:38.053 |
| 8 | 2:18.504 | +7.405 | 13:32:56.557 |

| Vuelta | Tiempo de vuelta | Dif. resp. 1° | Hora del día |
|--|------------------|---------------|--------------|
| (100) ALEJANDRO ARRECIADO BALLESTER | | | |
| 1 | 2:26.740 | +12.761 | 13:17:31.346 |
| 2 | 2:14.111 | +0.132 | 13:19:45.457 |
| 3 | 2:20.222 | +6.243 | 13:22:05.679 |
| 4 | 2:16.349 | +2.370 | 13:24:22.028 |
| 5 | 2:17.246 | +3.267 | 13:26:39.274 |
| 6 | 2:15.319 | +1.340 | 13:28:54.593 |
| 7 | 2:14.504 | +0.525 | 13:31:09.097 |
| 8 | 2:13.979 | | 13:33:23.076 |

| Vuelta | Tiempo de vuelta | Dif. resp. 1° | Hora del día |
|--|------------------|---------------|--------------|
| (173) MANUEL JESUS PARADELA FORNELL | | | |
| 1 | 2:07.277 | | 13:17:10.912 |
| 2 | 2:11.152 | +3.875 | 13:19:22.064 |

MX Interprovincial de Chiclana

Vuelta a vuelta


1. MX1-MX2 AFICIONADOS

Circuito de Chiclana 1,200 km

2ª Manga MX1-MX2 AFICIONADOS

27/01/2019 13:10

Carrera (15:00 y 2 Vueltas) iniciado a 13:12:49



| Competidores | Vueltas | | | | | | | | | |
|-------------------------------------|---------|-----|-----|-----|-----|-----|-----|-----|-----|-----|
| | 0 | 1 | 2 | 3 | 4 | 5 | 6 | 7 | 8 | 9 |
| ANDRES GORDILLO LAMA (78) | 1 | 78 | 78 | 78 | 78 | 78 | 78 | 78 | 78 | 78 |
| DIEGO GALVEZ GARCÍA (47) | 2 | 47 | 47 | 47 | 47 | 47 | 47 | 47 | 47 | 47 |
| JAVIER BARRIGA MARIN (89) | 3 | 89 | 89 | 89 | 89 | 89 | 89 | 89 | 89 | 89 |
| MIRIAM MENA SERRALBO (100) | 4 | 100 | 100 | 100 | 100 | 50 | 50 | 50 | 50 | 50 |
| RUBEN BUTRON VERDUGO (24) | 5 | 24 | 29 | 29 | 29 | 100 | 29 | 29 | 29 | 29 |
| JUAN JOSE GONZALEZ RODRIGUEZ (111) | 6 | 111 | 50 | 50 | 50 | 29 | 100 | 100 | 100 | 100 |
| SAMUEL ROJAS MARTINEZ (29) | 7 | 29 | 24 | 24 | 71 | 71 | 71 | 71 | 71 | 71 |
| FCO.JOSE MADUEÑO VIDAL (21) | 8 | 21 | 111 | 71 | 24 | 19 | 19 | 19 | 19 | 19 |
| DIEGO ALBA ARAGON (50) | 9 | 50 | 71 | 19 | 19 | 24 | 24 | 24 | 24 | 24 |
| HUGO MIGUEL CANDIDO DE CUHNHA (19) | 10 | 19 | 19 | 111 | 34 | 34 | 34 | 34 | 34 | 34 |
| SEBASTIAN POMARES RODRIGUEZ (34) | 11 | 34 | 21 | 21 | 71 | 71 | 71 | 71 | 71 | 71 |
| GIOVANNI ARANDA IGLESIAS (71) | 12 | 71 | 34 | 34 | 21 | 21 | 21 | 21 | 21 | 21 |
| RAFAEL AVALOS LOPEZ (71) | 13 | 71 | 71 | 71 | 111 | 111 | 111 | 111 | 111 | 242 |
| TAREK ABDERRAHAMAN AHMED (149) | 14 | 149 | 149 | 149 | 149 | 149 | 149 | 149 | 242 | 111 |
| DANIEL VERDUGO BERMUDEZ (10) | 15 | 10 | 10 | 10 | 10 | 10 | 242 | 242 | 149 | 149 |
| SERAFIN OLIVA RUIZ (171) | 16 | 171 | 171 | 171 | 242 | 242 | 242 | 10 | 49 | 6 |
| ISMAEL MOHAMED MAIMON (6) | 17 | 6 | 6 | 242 | 6 | 6 | 49 | 49 | 10 | 10 |
| SERGIO ATENCIA CARO (242) | 18 | 242 | 242 | 6 | 49 | 49 | 6 | 6 | 6 | 44 |
| JORGE CARRASCO NEVADO (172) | 19 | 172 | 49 | 49 | 171 | 129 | 129 | 129 | 171 | 171 |
| ALVARO ROLDAN PRUDENCIO (49) | 20 | 49 | 129 | 129 | 129 | 99 | 99 | 171 | 44 | 96 |
| ABEL ARMARIO ZALDIVAR (129) | 21 | 129 | 99 | 99 | 99 | 171 | 171 | 44 | 96 | 49 |
| DANIEL LOPEZ BORREGO (99) | 22 | 99 | 44 | 44 | 44 | 44 | 44 | 99 | 99 | 129 |
| FRANCISCO CABEZA MENACHO (44) | 23 | 44 | 173 | 172 | 172 | 172 | 96 | 96 | 129 | 96 |
| MANUEL JESUS PARADELA FORNELL (173) | 24 | 173 | 172 | 173 | 511 | 96 | 172 | 172 | 172 | 172 |
| ALEJANDRO ARRECIADO BALLESTER (100) | 25 | 100 | 511 | 511 | 96 | 511 | 511 | 511 | 511 | 327 |
| SERGIO SALAS CRUZ (511) | 26 | 511 | 100 | 96 | 327 | 327 | 327 | 327 | 327 | 511 |
| ABEL PESCADOR PEREZ (327) | 27 | 327 | 96 | 100 | 100 | 100 | 100 | 100 | 100 | 100 |
| WIEBE AMADOR BAENA (96) | 28 | 96 | 327 | 327 | | | | | | |
| - | 29 | | | | | | | | | |
| - | 30 | | | | | | | | | |
| - | 31 | | | | | | | | | |

MX Interprovincial de Chiclana

1. MX1-MX2 AFICIONADOS

Circuito de Chiclana 1,200 km

GENERAL MX1/2 AFICIONADOS

| Pos. | Nº | Nombre | total puntos | 1Chi | 2Chi | Marca | Club |
|-------------------------|-----|-------------------------------|--------------|------|------|-----------|---------------------------------|
| MX-1 AFICIONADOS | | | | | | | |
| 1 | 78 | ANDRES GORDILLO LAMA | 50 | 25 | 25 | HONDA | C.D. RACING TEAM SUR |
| 2 | 47 | DIEGO GALVEZ GARCÍA | 44 | 22 | 22 | KTM | C.D. TRT RACING SERVICE |
| 3 | 71 | GIOVANNI ARANDA IGLESIAS | 40 | 20 | 20 | YAMAHA | M.C. DEJATE CAE |
| 4 | 149 | TAREK ABDERRAHAMAN AHMED | 34 | 16 | 18 | KTM | M.C. CEUTA |
| 5 | 96 | WIEBE AMADOR BAENA | 32 | 18 | 14 | KTM | C.D. MURIEL RACING TEAM |
| 6 | 6 | ISMAEL MOHAMED MAIMON | 31 | 15 | 16 | KAWASAKI | M.C. CEUTA |
| 7 | 49 | ALVARO ROLDAN PRUDENCIO | 29 | 14 | 15 | YAMAHA | M.C. VALVERDEÑO |
| 8 | 172 | JORGE CARRASCO NEVADO | 25 | 12 | 13 | | |
| 9 | 327 | ABEL PESCADOR PEREZ | 25 | 13 | 12 | HUQVARNA | M.C. EXTRAMADURA RANCING |
| MX-2 AFICIONADOS | | | | | | | |
| 1 | 89 | JAVIER BARRIGA MARIN | 50 | 25 | 25 | KTM | M.C. MORON |
| 2 | 50 | DIEGO ALBA ARAGON | 42 | 20 | 22 | HONDA | M.C. CHICLANERO |
| 3 | 29 | SAMUEL ROJAS MARTINEZ | 42 | 22 | 20 | HUSQVARNA | C.D. MOTEROS DEL SU ECOLOGISTAS |
| 4 | 100 | MIRIAM MENA SERRALBO | 36 | 18 | 18 | HONDA | M.C. MORON |
| 5 | 19 | HUGO MIGUEL CANDIDO DE CUHNHA | 32 | 16 | 16 | YAMAHA | M.C. REBUFO CHICLANA |
| 6 | 34 | SEBASTIAN POMARES RODRIGUEZ | 28 | 14 | 14 | YAMAHA | M.C. VALVERDEÑO |
| 7 | 24 | RUBEN BUTRON VERDUGO | 26 | 11 | 15 | KAWASAKI | M.C. CHICLANERO |
| 8 | 71 | RAFAEL AVALOS LOPEZ | 26 | 13 | 13 | HONDA | M.C. ARAHALENSE |
| 9 | 242 | SERGIO ATENCIA CARO | 23 | 12 | 11 | | M.C. CEUTA |
| 10 | 21 | FCO.JOSE MADUEÑO VIDAL | 22 | 10 | 12 | YAMAHA | MC. CEUTA |
| 11 | 10 | DANIEL VERDUGO BERMUDEZ | 18 | 9 | 9 | KAWASAKI | M.C. MORON |
| 12 | 111 | JUAN JOSE GONZALEZ RODRIGUEZ | 17 | 7 | 10 | HUSQVARNA | M.C. ALESER |
| 13 | 44 | FRANCISCO CABEZA MENACHO | 16 | 8 | 8 | YAMAHA | C.D. EMA COMPETICION |
| 14 | 101 | ENRIQUE RUIZ MAQUEDA | 15 | 15 | 0 | HUSQVARNA | C.D. MURIEL RACING TEAM |
| 15 | 171 | SERAFIN OLIVA RUIZ | 13 | 6 | 7 | | |
| 16 | 99 | DANIEL LOPEZ BORREGO | 11 | 5 | 6 | HUSQVARNA | M.C. ALESER |
| 17 | 129 | ABEL ARMARIO ZALDIVAR | 9 | 4 | 5 | KAWASAKI | M.C. CHICLANERO |
| 18 | 511 | SERGIO SALAS CRUZ | 5 | 1 | 4 | KTM | C.D. MURIEL RACING TEAM |
| 19 | 173 | MANUEL JESUS PARADELA FORNELL | 3 | 3 | 0 | HONDA | M.C. CHICLANERO |
| NT | 9 | JOSE DANIEL HERRILLO CADENA | 0 | 0 | 0 | HUSQVARNA | M.C. MORON |
| NT | 38 | JOSE LUIS CRESPO PARRA | 0 | 0 | 0 | HUSQVARNA | C.D. RACING TEAM SUR |

MX Interprovincial de Chiclana

Clasificado por mejor tiempo de vuelta

2. MX3-MX4

Circuito de Chiclana 1,200 km

Cronometrados MX3-MX4

27/01/2019 09:45

Clasificación (15:00 Tiempo) iniciado a 9:51:56

| Pos. | Nº | Nombre | Apellido/s | Marca | Dif. resp. 1º | Mejor Tm | Vueltas | Clase |
|------|-----|-------------|--------------------|-----------|---------------|----------|---------|-------|
| 1 | 101 | ANTONIO | VILLEGAS IGLESIAS | KTM | | 1:50.594 | 5 | MX-3 |
| 2 | 82 | RAUL | CASTEL ROMERO | | 2.140 | 1:52.734 | 2 | MX-4 |
| 3 | 321 | DAVID | CANO BARBERO | HONDA | 5.245 | 1:55.839 | 1 | MX-3 |
| 4 | 17 | RAFAEL | BUTRON RODRIGUEZ | KAWASAKI | 7.600 | 1:58.194 | 4 | MX-4 |
| 5 | 19 | JOSE MIGUEL | LOPEZ FERNANDEZ | KTM | 8.006 | 1:58.600 | 5 | MX-3 |
| 6 | 1 | CARLOS | OLMEDO MORALES | HUSQVARNA | 9.102 | 1:59.696 | 3 | MX-4 |
| 7 | 61 | FRANCISCO | PALMAS GONZALEZ | KAWASAKI | 10.170 | 2:00.764 | 7 | MX-4 |
| 8 | 11 | FRANCISCO | BAÑEZ JIMENEZ | KTM | 10.206 | 2:00.800 | 1 | MX-4 |
| 9 | 66 | DAVID | TORRALBA DIEGUEZ | YAMAHA | 10.274 | 2:00.868 | 5 | MX-3 |
| 10 | 15 | FRANCISCO | MIGUEZ RAMOS | YAMAHA | 12.609 | 2:03.203 | 2 | MX-4 |
| 11 | 6 | DAMIAN | MORENO LIMONES | KAWASAKI | 13.910 | 2:04.504 | 4 | MX-4 |
| 12 | 94 | HOUMAN | GABARI | HONDA | 14.879 | 2:05.473 | 3 | MX-4 |
| 13 | 69 | FLORENCIO | BOCETA MARTINEZ | KTM | 15.246 | 2:05.840 | 1 | MX-4 |
| 14 | 7 | OSCAR | PALMAS GONZALEZ | KAWASAKI | 25.876 | 2:16.470 | 4 | MX-4 |
| 15 | 56 | JOSE | MORENO SANCHEZ | KAWASAKI | 33.073 | 2:23.667 | 3 | MX-4 |
| 16 | 77 | JOSE | VILLANUEVA JUNCOSA | HUSQVARNA | | | 0 | MX-4 |
| 17 | 123 | JORGE | GALAN MUÑOZ | KAWASAKI | | | 0 | MX-4 |

MX Interprovincial de Chiclana

Clasificado por mejor tiempo de vuelta

2. MX3-MX4

Circuito de Chiclana 1,200 km

Cronometrados MX3-MX4

27/01/2019 09:45

Clasificación (15:00 Tiempo) iniciado a 9:51:56

| Pos. | Nº | Nombre | Apellido/s | Marca | Dif. resp. 1º | Mejor Tm | Vueltas | Clase |
|-------------|-----|-------------|--------------------|-----------|---------------|----------|---------|--------|
| MX-3 | | | | | | | | |
| 1 | 101 | ANTONIO | VILLEGAS IGLESIAS | KTM | | 1:50.594 | 5 | 7 MX-3 |
| 2 | 321 | DAVID | CANO BARBERO | HONDA | 5.245 | 1:55.839 | 1 | 7 MX-3 |
| 3 | 19 | JOSE MIGUEL | LOPEZ FERNANDEZ | KTM | 8.006 | 1:58.600 | 5 | 6 MX-3 |
| 4 | 66 | DAVID | TORRALBA DIEGUEZ | YAMAHA | 10.274 | 2:00.868 | 5 | 6 MX-3 |
| MX-4 | | | | | | | | |
| 1 | 82 | RAUL | CASTEL ROMERO | | | 1:52.734 | 2 | 7 MX-4 |
| 2 | 17 | RAFAEL | BUTRON RODRIGUEZ | KAWASAKI | 5.460 | 1:58.194 | 4 | 6 MX-4 |
| 3 | 1 | CARLOS | OLMEDO MORALES | HUSQVARNA | 6.962 | 1:59.696 | 3 | 4 MX-4 |
| 4 | 61 | FRANCISCO | PALMAS GONZALEZ | KAWASAKI | 8.030 | 2:00.764 | 7 | 7 MX-4 |
| 5 | 11 | FRANCISCO | BAÑEZ JIMENEZ | KTM | 8.066 | 2:00.800 | 0 | 4 MX-4 |
| 6 | 15 | FRANCISCO | MIGUEZ RAMOS | YAMAHA | 10.469 | 2:03.203 | 2 | 6 MX-4 |
| 7 | 6 | DAMIAN | MORENO LIMONES | KAWASAKI | 11.770 | 2:04.504 | 4 | 5 MX-4 |
| 8 | 94 | HOUMAN | GABARI | HONDA | 12.739 | 2:05.473 | 3 | 5 MX-4 |
| 9 | 69 | FLORENCIO | BOCETA MARTINEZ | KTM | 13.106 | 2:05.840 | 1 | 4 MX-4 |
| 10 | 7 | OSCAR | PALMAS GONZALEZ | KAWASAKI | 23.736 | 2:16.470 | 4 | 5 MX-4 |
| 11 | 56 | JOSE | MORENO SANCHEZ | KAWASAKI | 30.933 | 2:23.667 | 3 | 5 MX-4 |
| 12 | 77 | JOSE | VILLANUEVA JUNCOSA | HUSQVARNA | | | 0 | MX-4 |
| 13 | 123 | JORGE | GALAN MUÑOZ | KAWASAKI | | | 0 | MX-4 |

MX Interprovincial de Chiclana

Clasificado por vueltas

2. MX3-MX4

Circuito de Chiclana 1,200 km

1ª Manga MX3-MX4

27/01/2019 11:25

Carrera (15:00 y 2 Vueltas) iniciado a 11:35:52

| Pos. | Nº | Nombre | Vueltas | Total Tº | Dif. resp. 1º | Mejor Tm | Puntos | Clase |
|------|-----|-----------------------------|---------|-----------|---------------|----------|--------|-------|
| 1 | 101 | ANTONIO VILLEGAS IGLESIAS | 10 | 20:18.635 | | 1:47.452 | 25 | MX-3 |
| 2 | 321 | DAVID CANO BARBERO | 10 | 20:38.602 | 19.967 | 1:51.962 | 22 | MX-3 |
| 3 | 82 | RAUL CASTEL ROMERO | 10 | 20:42.778 | 24.143 | 1:50.716 | 25 | MX-4 |
| 4 | 66 | DAVID TORRALBA DIEGUEZ | 10 | 21:56.986 | 1:38.351 | 1:57.670 | 20 | MX-3 |
| 5 | 19 | JOSE MIGUEL LOPEZ FERNANDEZ | 10 | 22:02.862 | 1:44.227 | 1:58.603 | 18 | MX-3 |
| 6 | 15 | FRANCISCO MIGUEZ RAMOS | 10 | 22:09.086 | 1:50.451 | 1:58.610 | 22 | MX-4 |
| 7 | 17 | RAFAEL BUTRON RODRIGUEZ | 10 | 22:18.144 | 1:59.509 | 1:57.382 | 20 | MX-4 |
| 8 | 1 | CARLOS OLMEDO MORALES | 10 | 22:18.934 | 2:00.299 | 1:59.179 | 18 | MX-4 |
| 9 | 6 | DAMIAN MORENO LIMONES | 9 | 20:23.437 | 1 Vuelta | 2:01.820 | 16 | MX-4 |
| 10 | 61 | FRANCISCO PALMAS GONZALEZ | 9 | 20:27.353 | 1 Vuelta | 2:01.583 | 15 | MX-4 |
| 11 | 69 | FLORENCIO BOCETA MARTINEZ | 9 | 20:50.269 | 1 Vuelta | 2:02.320 | 14 | MX-4 |
| 12 | 94 | HOUMAN GABARI | 9 | 21:44.854 | 1 Vuelta | 2:07.390 | 13 | MX-4 |
| 13 | 7 | OSCAR PALMAS GONZALEZ | 9 | 21:59.441 | 1 Vuelta | 2:10.347 | 12 | MX-4 |
| 14 | 11 | FRANCISCO BAÑEZ JIMENEZ | 9 | 22:00.448 | 1 Vuelta | | 11 | MX-4 |
| 15 | 56 | JOSE MORENO SANCHEZ | 8 | 21:56.524 | 2 Vueltas | 2:21.136 | 10 | MX-4 |

No clasificado

| | | | | | | | | |
|----|-----|-------------------|--|--|----|--|---|------|
| NT | 123 | JORGE GALAN MUÑOZ | | | NT | | 0 | MX-4 |
|----|-----|-------------------|--|--|----|--|---|------|

| Márgen de victoria | Velocidad media | Mejor tº de vuelta | Mejor Vel. | Mejor vuelta para |
|--------------------|-----------------|--------------------|------------|---------------------------------|
| 19.967 | 35,449 | 1:47.452 | 40,204 | 101 - ANTONIO VILLEGAS IGLESIAS |

Cronometraje

Orbits



MX Interprovincial de Chiclana

Clasificado por vueltas

2. MX3-MX4

Circuito de Chiclana 1,200 km

1ª Manga MX3-MX4

27/01/2019 11:25

Carrera (15:00 y 2 Vueltas) iniciado a 11:35:52

| Pos. | Nº | Nombre | Vueltas | Total Tº | Dif. resp. 1º | Mejor Tm | Puntos | Clase |
|-----------------------|-----|-----------------------------|---------|-----------|---------------|----------|--------|-------|
| MX-3 | | | | | | | | |
| 1 | 101 | ANTONIO VILLEGAS IGLESIAS | 10 | 20:18.635 | | 1:47.452 | 25 | MX-3 |
| 2 | 321 | DAVID CANO BARBERO | 10 | 20:38.602 | 19.967 | 1:51.962 | 22 | MX-3 |
| 3 | 66 | DAVID TORRALBA DIEGUEZ | 10 | 21:56.986 | 1:38.351 | 1:57.670 | 20 | MX-3 |
| 4 | 19 | JOSE MIGUEL LOPEZ FERNANDEZ | 10 | 22:02.862 | 1:44.227 | 1:58.603 | 18 | MX-3 |
| MX-4 | | | | | | | | |
| 1 | 82 | RAUL CASTEL ROMERO | 10 | 20:42.778 | | 1:50.716 | 25 | MX-4 |
| 2 | 15 | FRANCISCO MIGUEZ RAMOS | 10 | 22:09.086 | 1:26.308 | 1:58.610 | 22 | MX-4 |
| 3 | 17 | RAFAEL BUTRON RODRIGUEZ | 10 | 22:18.144 | 1:35.366 | 1:57.382 | 20 | MX-4 |
| 4 | 1 | CARLOS OLMEDO MORALES | 10 | 22:18.934 | 1:36.156 | 1:59.179 | 18 | MX-4 |
| 5 | 6 | DAMIAN MORENO LIMONES | 9 | 20:23.437 | 1 Vuelta | 2:01.820 | 16 | MX-4 |
| 6 | 61 | FRANCISCO PALMAS GONZALEZ | 9 | 20:27.353 | 1 Vuelta | 2:01.583 | 15 | MX-4 |
| 7 | 69 | FLORENCIO BOCETA MARTINEZ | 9 | 20:50.269 | 1 Vuelta | 2:02.320 | 14 | MX-4 |
| 8 | 94 | HOUMAN GABARI | 9 | 21:44.854 | 1 Vuelta | 2:07.390 | 13 | MX-4 |
| 9 | 7 | OSCAR PALMAS GONZALEZ | 9 | 21:59.441 | 1 Vuelta | 2:10.347 | 12 | MX-4 |
| 10 | 11 | FRANCISCO BAÑEZ JIMENEZ | 9 | 22:00.448 | 1 Vuelta | | 11 | MX-4 |
| 11 | 56 | JOSE MORENO SANCHEZ | 8 | 21:56.524 | 2 Vueltas | 2:21.136 | 10 | MX-4 |
| No clasificado | | | | | | | | |
| NT | 123 | JORGE GALAN MUÑOZ | | | NT | | 0 | MX-4 |

| Márgen de victoria | Velocidad media | Mejor tº de vuelta | Mejor Vel. | Mejor vuelta para |
|--------------------|-----------------|--------------------|------------|---------------------------------|
| 19.967 | 35,449 | 1:47.452 | 40,204 | 101 - ANTONIO VILLEGAS IGLESIAS |

Cronometraje

Orbits



MX Interprovincial de Chiclana

2. MX3-MX4

Circuito de Chiclana 1,200 km

1ª Manga MX3-MX4

27/01/2019 11:25

Carrera (15:00 y 2 Vueltas) iniciado a 11:35:52

| Vuelta | Tiempo de vuelta | Dif. resp. 1° | Hora del día |
|---------------------------------|------------------|---------------|--------------|
| (101) ANTONIO VILLEGAS IGLESIAS | | | |
| 1 | 1:47.452 | | 11:39:24.849 |
| 2 | 1:47.621 | +0.169 | 11:41:12.470 |
| 3 | 1:49.911 | +2.459 | 11:43:02.381 |
| 4 | 1:50.542 | +3.090 | 11:44:52.923 |
| 5 | 1:52.871 | +5.419 | 11:46:45.794 |
| 6 | 1:52.631 | +5.179 | 11:48:38.425 |
| 7 | 1:51.979 | +4.527 | 11:50:30.404 |
| 8 | 1:52.190 | +4.738 | 11:52:22.594 |
| 9 | 1:55.291 | +7.839 | 11:54:17.885 |
| 10 | 1:53.320 | +5.868 | 11:56:11.205 |

| Vuelta | Tiempo de vuelta | Dif. resp. 1° | Hora del día |
|--------------------------|------------------|---------------|--------------|
| (321) DAVID CANO BARBERO | | | |
| 1 | 1:51.962 | | 11:39:31.265 |
| 2 | 1:52.636 | +0.674 | 11:41:23.901 |
| 3 | 1:54.204 | +2.242 | 11:43:18.105 |
| 4 | 1:53.729 | +1.767 | 11:45:11.834 |
| 5 | 1:54.453 | +2.491 | 11:47:06.287 |
| 6 | 1:53.180 | +1.218 | 11:48:59.467 |
| 7 | 1:53.221 | +1.259 | 11:50:52.688 |
| 8 | 1:52.063 | +0.101 | 11:52:44.751 |
| 9 | 1:52.890 | +0.928 | 11:54:37.641 |
| 10 | 1:53.531 | +1.569 | 11:56:31.172 |

| Vuelta | Tiempo de vuelta | Dif. resp. 1° | Hora del día |
|-------------------------|------------------|---------------|--------------|
| (82) RAUL CASTEL ROMERO | | | |
| 1 | 1:55.659 | +4.943 | 11:39:45.766 |
| 2 | 1:55.598 | +4.882 | 11:41:41.364 |
| 3 | 1:51.588 | +0.872 | 11:43:32.952 |
| 4 | 1:52.859 | +2.143 | 11:45:25.811 |
| 5 | 1:51.506 | +0.790 | 11:47:17.317 |
| 6 | 1:51.782 | +1.066 | 11:49:09.099 |
| 7 | 1:51.437 | +0.721 | 11:51:00.536 |
| 8 | 1:52.178 | +1.462 | 11:52:52.714 |
| 9 | 1:50.716 | | 11:54:43.430 |
| 10 | 1:51.918 | +1.202 | 11:56:35.348 |

| Vuelta | Tiempo de vuelta | Dif. resp. 1° | Hora del día |
|-----------------------------|------------------|---------------|--------------|
| (66) DAVID TORRALBA DIEGUEZ | | | |
| 1 | 1:57.670 | | 11:39:42.674 |
| 2 | 1:58.122 | +0.452 | 11:41:40.796 |
| 3 | 1:58.988 | +1.318 | 11:43:39.784 |
| 4 | 2:00.522 | +2.852 | 11:45:40.306 |
| 5 | 1:59.868 | +2.198 | 11:47:40.174 |
| 6 | 2:00.575 | +2.905 | 11:49:40.749 |
| 7 | 2:01.073 | +3.403 | 11:51:41.822 |
| 8 | 2:01.866 | +4.196 | 11:53:43.688 |
| 9 | 2:00.523 | +2.853 | 11:55:44.211 |
| 10 | 2:05.345 | +7.675 | 11:57:49.556 |

| Vuelta | Tiempo de vuelta | Dif. resp. 1° | Hora del día |
|----------------------------------|------------------|---------------|--------------|
| (19) JOSE MIGUEL LOPEZ FERNANDEZ | | | |
| 1 | 1:58.603 | | 11:39:45.071 |
| 2 | 1:59.617 | +1.014 | 11:41:44.688 |
| 3 | 1:58.712 | +0.109 | 11:43:43.400 |
| 4 | 2:00.466 | +1.863 | 11:45:43.866 |
| 5 | 2:01.125 | +2.522 | 11:47:44.991 |
| 6 | 2:00.901 | +2.298 | 11:49:45.892 |
| 7 | 2:00.608 | +2.005 | 11:51:46.500 |
| 8 | 2:01.811 | +3.208 | 11:53:48.311 |
| 9 | 2:02.883 | +4.280 | 11:55:51.194 |
| 10 | 2:04.238 | +5.635 | 11:57:55.432 |

| Vuelta | Tiempo de vuelta | Dif. resp. 1° | Hora del día |
|-----------------------------|------------------|---------------|--------------|
| (15) FRANCISCO MIGUEZ RAMOS | | | |
| 1 | 1:59.897 | +1.287 | 11:39:51.166 |
| 2 | 1:59.644 | +1.034 | 11:41:50.810 |
| 3 | 1:58.610 | | 11:43:49.420 |
| 4 | 1:59.291 | +0.681 | 11:45:48.711 |

| Vuelta | Tiempo de vuelta | Dif. resp. 1° | Hora del día |
|--------|------------------|---------------|--------------|
| 5 | 2:00.549 | +1.939 | 11:47:49.260 |
| 6 | 2:01.657 | +3.047 | 11:49:50.917 |
| 7 | 2:01.254 | +2.644 | 11:51:52.171 |
| 8 | 2:04.251 | +5.641 | 11:53:56.422 |
| 9 | 2:02.086 | +3.476 | 11:55:58.508 |
| 10 | 2:03.148 | +4.538 | 11:58:01.656 |

| Vuelta | Tiempo de vuelta | Dif. resp. 1° | Hora del día |
|------------------------------|------------------|---------------|--------------|
| (17) RAFAEL BUTRON RODRIGUEZ | | | |
| 1 | 2:02.208 | +4.826 | 11:39:52.093 |
| 2 | 2:00.687 | +3.305 | 11:41:52.780 |
| 3 | 1:57.382 | | 11:43:50.162 |
| 4 | 1:59.014 | +1.632 | 11:45:49.176 |
| 5 | 2:00.510 | +3.128 | 11:47:49.686 |
| 6 | 1:58.849 | +1.467 | 11:49:48.535 |
| 7 | 2:02.579 | +5.197 | 11:51:51.114 |
| 8 | 2:06.970 | +9.588 | 11:53:58.084 |
| 9 | 2:05.838 | +8.456 | 11:56:03.922 |
| 10 | 2:06.792 | +9.410 | 11:58:10.714 |

| Vuelta | Tiempo de vuelta | Dif. resp. 1° | Hora del día |
|---------------------------|------------------|---------------|--------------|
| (1) CARLOS OLMEDO MORALES | | | |
| 1 | 1:59.549 | +0.370 | 11:39:47.787 |
| 2 | 1:59.179 | | 11:41:46.966 |
| 3 | 1:59.236 | +0.057 | 11:43:46.202 |
| 4 | 1:59.451 | +0.272 | 11:45:45.653 |
| 5 | 2:01.904 | +2.725 | 11:47:47.557 |
| 6 | 2:04.513 | +5.334 | 11:49:52.070 |
| 7 | 2:01.384 | +2.205 | 11:51:53.454 |
| 8 | 2:11.569 | +12.390 | 11:54:05.023 |
| 9 | 2:00.933 | +1.754 | 11:56:05.956 |
| 10 | 2:05.548 | +6.369 | 11:58:11.504 |

| Vuelta | Tiempo de vuelta | Dif. resp. 1° | Hora del día |
|---------------------------|------------------|---------------|--------------|
| (6) DAMIAN MORENO LIMONES | | | |
| 1 | 2:02.249 | +0.429 | 11:39:54.316 |
| 2 | 2:01.866 | +0.046 | 11:41:56.182 |
| 3 | 2:03.717 | +1.897 | 11:43:59.899 |
| 4 | 2:02.196 | +0.376 | 11:46:02.095 |
| 5 | 2:04.038 | +2.218 | 11:48:06.133 |
| 6 | 2:01.859 | +0.039 | 11:50:07.992 |
| 7 | 2:03.385 | +1.565 | 11:52:11.377 |
| 8 | 2:02.810 | +0.990 | 11:54:14.187 |
| 9 | 2:01.820 | | 11:56:16.007 |

| Vuelta | Tiempo de vuelta | Dif. resp. 1° | Hora del día |
|--------------------------------|------------------|---------------|--------------|
| (61) FRANCISCO PALMAS GONZALEZ | | | |
| 1 | 2:03.872 | +2.289 | 11:40:02.849 |
| 2 | 2:02.206 | +0.623 | 11:42:05.055 |
| 3 | 2:01.885 | +0.302 | 11:44:06.940 |
| 4 | 2:02.830 | +1.247 | 11:46:09.770 |
| 5 | 2:02.539 | +0.956 | 11:48:12.309 |
| 6 | 2:01.583 | | 11:50:13.892 |
| 7 | 2:01.723 | +0.140 | 11:52:15.615 |
| 8 | 2:01.706 | +0.123 | 11:54:17.321 |
| 9 | 2:02.602 | +1.019 | 11:56:19.923 |

| Vuelta | Tiempo de vuelta | Dif. resp. 1° | Hora del día |
|--------------------------------|------------------|---------------|--------------|
| (69) FLORENCIO BOCETA MARTINEZ | | | |
| 1 | 2:05.556 | +3.236 | 11:40:03.950 |
| 2 | 2:02.725 | +0.405 | 11:42:06.675 |
| 3 | 2:04.798 | +2.478 | 11:44:11.473 |
| 4 | 2:02.320 | | 11:46:13.793 |
| 5 | 2:04.216 | +1.896 | 11:48:18.009 |
| 6 | 2:04.382 | +2.062 | 11:50:22.391 |
| 7 | 2:05.404 | +3.084 | 11:52:27.795 |
| 8 | 2:06.701 | +4.381 | 11:54:34.496 |
| 9 | 2:08.343 | +6.023 | 11:56:42.839 |

| Vuelta | Tiempo de vuelta | Dif. resp. 1° | Hora del día |
|--------------------|------------------|---------------|--------------|
| (94) HOUMAN GABARI | | | |
| 1 | 2:07.664 | +0.274 | 11:40:05.272 |

| Vuelta | Tiempo de vuelta | Dif. resp. 1° | Hora del día |
|--------|------------------|---------------|--------------|
| 2 | 2:07.390 | | 11:42:12.662 |
| 3 | 2:11.657 | +4.267 | 11:44:24.319 |
| 4 | 2:09.391 | +2.001 | 11:46:33.710 |
| 5 | 2:12.369 | +4.979 | 11:48:46.079 |
| 6 | 2:11.109 | +3.719 | 11:50:57.188 |
| 7 | 2:13.245 | +5.855 | 11:53:10.433 |
| 8 | 2:15.237 | +7.847 | 11:55:25.670 |
| 9 | 2:11.754 | +4.364 | 11:57:37.424 |

| Vuelta | Tiempo de vuelta | Dif. resp. 1° | Hora del día |
|---------------------------|------------------|---------------|--------------|
| (7) OSCAR PALMAS GONZALEZ | | | |
| 1 | 2:11.037 | +0.690 | 11:40:11.520 |
| 2 | 2:12.388 | +2.041 | 11:42:23.908 |
| 3 | 2:10.873 | +0.526 | 11:44:34.781 |
| 4 | 2:10.347 | | 11:46:45.128 |
| 5 | 2:13.940 | +3.593 | 11:48:59.068 |
| 6 | 2:16.054 | +5.707 | 11:51:15.122 |
| 7 | 2:14.266 | +3.919 | 11:53:29.388 |
| 8 | 2:11.892 | +1.545 | 11:55:41.280 |
| 9 | 2:10.731 | +0.384 | 11:57:52.011 |

| Vuelta | Tiempo de vuelta | Dif. resp. 1° | Hora del día |
|------------------------------|------------------|---------------|--------------|
| (11) FRANCISCO BAÑEZ JIMENEZ | | | |
| 1 | 1:14.710 | -3:59:40.065 | 11:40:15.944 |
| 2 | 2:28.172 | -3:58:26.603 | 11:42:44.116 |
| 3 | 1:55.581 | -3:58:59.194 | 11:44:39.697 |
| 4 | 2:19.233 | -3:58:35.542 | 11:46:58.930 |
| 5 | 2:14.115 | -3:58:40.660 | 11:49:13.045 |
| 6 | 2:28.776 | -3:58:25.999 | 11:51:41.821 |
| 7 | 1:51.655 | -3:59:03.120 | 11:53:33.476 |
| 8 | 2:09.592 | -3:58:45.183 | 11:55:43.068 |
| 9 | 2:09.950 | -3:58:44.825 | 11:57:53.018 |

| Vuelta | Tiempo de vuelta | Dif. resp. 1° | Hora del día |
|--------------------------|------------------|---------------|--------------|
| (56) JOSE MORENO SANCHEZ | | | |
| 1 | 2:48.488 | +27.352 | 11:40:53.928 |
| 2 | 2:27.883 | +6.747 | 11:43:21.811 |
| 3 | 2:23.342 | +2.206 | 11:45:45.153 |
| 4 | 2:31.071 | +9.935 | 11:48:16.224 |
| 5 | 2:22.269 | +1.133 | 11:50:38.493 |
| 6 | 2:24.617 | +3.481 | 11:53:03.110 |
| 7 | 2:21.136 | | 11:55:24.246 |
| 8 | 2:24.848 | +3.712 | 11:57:49.094 |

MX Interprovincial de Chiclana

Vuelta a vuelta


2. MX3-MX4

Circuito de Chiclana 1,200 km

1ª Manga MX3-MX4

27/01/2019 11:25

Carrera (15:00 y 2 Vueltas) iniciado a 11:35:52



| Competidores | Vueltas | | | | | | | | | | | |
|----------------------------------|---------|-----|-----|-----|-----|-----|-----|-----|-----|-----|-----|-----|
| | 0 | 1 | 2 | 3 | 4 | 5 | 6 | 7 | 8 | 9 | 10 | |
| ANTONIO VILLEGAS IGLESIAS (101) | 1 | 101 | 101 | 101 | 101 | 101 | 101 | 101 | 101 | 101 | 101 | 101 |
| DAVID CANO BARBERO (321) | 2 | 321 | 321 | 321 | 321 | 321 | 321 | 321 | 321 | 321 | 321 | 321 |
| DAVID TORRALBA DIEGUEZ (66) | 3 | 66 | 66 | 66 | 82 | 82 | 82 | 82 | 82 | 82 | 82 | 82 |
| JOSE MIGUEL LOPEZ FERNANDEZ (19) | 4 | 19 | 19 | 82 | 66 | 66 | 66 | 66 | 66 | 66 | 66 | 66 |
| CARLOS OLMEDO MORALES (1) | 5 | 1 | 82 | 19 | 19 | 19 | 19 | 19 | 19 | 19 | 19 | 19 |
| RAFAEL BUTRON RODRIGUEZ (17) | 6 | 17 | 1 | 1 | 1 | 1 | 1 | 17 | 17 | 15 | 15 | 15 |
| RAUL CASTEL ROMERO (82) | 7 | 82 | 15 | 15 | 15 | 15 | 15 | 15 | 15 | 17 | 17 | 17 |
| FRANCISCO MIGUEZ RAMOS (15) | 8 | 15 | 17 | 17 | 17 | 17 | 1 | 1 | 1 | 1 | 1 | 1 |
| DAMIAN MORENO LIMONES (6) | 9 | 6 | 6 | 6 | 6 | 6 | 6 | 6 | 6 | 6 | 6 | 6 |
| HOUMAN GABARI (94) | 10 | 94 | 61 | 61 | 61 | 61 | 61 | 61 | 61 | 61 | 61 | 61 |
| FLORENCIO BOCETA MARTINEZ (69) | 11 | 69 | 69 | 69 | 69 | 69 | 69 | 69 | 69 | 69 | 69 | 69 |
| FRANCISCO PALMAS GONZALEZ (61) | 12 | 61 | 94 | 94 | 94 | 94 | 94 | 94 | 94 | 94 | 94 | 94 |
| OSCAR PALMAS GONZALEZ (7) | 13 | 7 | 7 | 7 | 7 | 7 | 7 | 7 | 7 | 7 | 7 | 7 |
| JOSE MORENO SANCHEZ (56) | 14 | 56 | 11 | 11 | 11 | 11 | 11 | 11 | 11 | 11 | 11 | 11 |
| FRANCISCO BAÑEZ JIMENEZ (11) | 15 | 11 | 56 | 56 | 56 | 56 | 56 | 56 | 56 | 56 | 56 | 56 |
| - | 16 | | | | | | | | | | | |

MX Interprovincial de Chiclana

Clasificado por vueltas

2. MX3-MX4

Circuito de Chiclana 1,200 km

2ª Manga MX3-MX4

27/01/2019 13:30

Carrera (15:00 y 1 Vueltas) iniciado a 13:35:55

| Pos. | Nº | Nombre | Vueltas | Total Tº | Dif. resp. 1º | Mejor Tm | Puntos | Clase |
|------|-----|-----------------------------|---------|-----------|---------------|----------|--------|-------|
| 1 | 101 | ANTONIO VILLEGAS IGLESIAS | 9 | 18:42.257 | | 1:50.545 | 25 | MX-3 |
| 2 | 321 | DAVID CANO BARBERO | 9 | 19:01.817 | 19.560 | 1:50.812 | 22 | MX-3 |
| 3 | 17 | RAFAEL BUTRON RODRIGUEZ | 9 | 19:33.972 | 51.715 | 1:56.320 | 25 | MX-4 |
| 4 | 66 | DAVID TORRALBA DIEGUEZ | 9 | 19:55.418 | 1:13.161 | 1:59.297 | 20 | MX-3 |
| 5 | 15 | FRANCISCO MIGUEZ RAMOS | 9 | 20:00.774 | 1:18.517 | 1:57.786 | 22 | MX-4 |
| 6 | 19 | JOSE MIGUEL LOPEZ FERNANDEZ | 9 | 20:10.323 | 1:28.066 | 1:59.885 | 18 | MX-3 |
| 7 | 1 | CARLOS OLMEDO MORALES | 9 | 20:20.680 | 1:38.423 | 1:58.877 | 20 | MX-4 |
| 8 | 6 | DAMIAN MORENO LIMONES | 9 | 20:23.728 | 1:41.471 | 2:00.723 | 18 | MX-4 |
| 9 | 61 | FRANCISCO PALMAS GONZALEZ | 9 | 20:28.831 | 1:46.574 | 2:01.803 | 16 | MX-4 |
| 10 | 69 | FLORENCIO BOCETA MARTINEZ | 9 | 20:28.898 | 1:46.641 | 2:01.580 | 15 | MX-4 |
| 11 | 94 | HOUMAN GABARI | 8 | 19:27.173 | 1 Vuelta | 2:06.138 | 14 | MX-4 |
| 12 | 11 | FRANCISCO BAÑEZ JIMENEZ | 8 | 19:43.302 | 1 Vuelta | 2:07.774 | 13 | MX-4 |
| 13 | 7 | OSCAR PALMAS GONZALEZ | 8 | 20:17.986 | 1 Vuelta | 2:09.810 | 12 | MX-4 |
| 14 | 56 | JOSE MORENO SANCHEZ | 8 | 20:28.575 | 1 Vuelta | 2:14.773 | 11 | MX-4 |

No clasificado

| | | | | | | | | |
|----|-----|--------------------|---|-----------|----|----------|---|------|
| NT | 82 | RAUL CASTEL ROMERO | 5 | 11:30.428 | NT | 1:53.208 | 0 | MX-4 |
| NT | 123 | JORGE GALAN MUÑOZ | | | NT | | 0 | MX-4 |

| Márgen de victoria | Velocidad media | Mejor tº de vuelta | Mejor Vel. | Mejor vuelta para |
|--------------------|-----------------|--------------------|------------|---------------------------------|
| 19.560 | 34,644 | 1:50.545 | 39,079 | 101 - ANTONIO VILLEGAS IGLESIAS |

Cronometraje

Orbits



MX Interprovincial de Chiclana

Clasificado por vueltas

2. MX3-MX4

Circuito de Chiclana 1,200 km

2ª Manga MX3-MX4

27/01/2019 13:30

Carrera (15:00 y 1 Vueltas) iniciado a 13:35:55

| Pos. | Nº | Nombre | Vueltas | Total Tº | Dif. resp. 1º | Mejor Tm | Puntos | Clase |
|-----------------------|-----|-----------------------------|---------|-----------|---------------|----------|--------|-------|
| MX-3 | | | | | | | | |
| 1 | 101 | ANTONIO VILLEGAS IGLESIAS | 9 | 18:42.257 | | 1:50.545 | 25 | MX-3 |
| 2 | 321 | DAVID CANO BARBERO | 9 | 19:01.817 | 19.560 | 1:50.812 | 22 | MX-3 |
| 3 | 66 | DAVID TORRALBA DIEGUEZ | 9 | 19:55.418 | 1:13.161 | 1:59.297 | 20 | MX-3 |
| 4 | 19 | JOSE MIGUEL LOPEZ FERNANDEZ | 9 | 20:10.323 | 1:28.066 | 1:59.885 | 18 | MX-3 |
| MX-4 | | | | | | | | |
| 1 | 17 | RAFAEL BUTRON RODRIGUEZ | 9 | 19:33.972 | | 1:56.320 | 25 | MX-4 |
| 2 | 15 | FRANCISCO MIGUEZ RAMOS | 9 | 20:00.774 | 26.802 | 1:57.786 | 22 | MX-4 |
| 3 | 1 | CARLOS OLMEDO MORALES | 9 | 20:20.680 | 46.708 | 1:58.877 | 20 | MX-4 |
| 4 | 6 | DAMIAN MORENO LIMONES | 9 | 20:23.728 | 49.756 | 2:00.723 | 18 | MX-4 |
| 5 | 61 | FRANCISCO PALMAS GONZALEZ | 9 | 20:28.831 | 54.859 | 2:01.803 | 16 | MX-4 |
| 6 | 69 | FLORENCIO BOCETA MARTINEZ | 9 | 20:28.898 | 54.926 | 2:01.580 | 15 | MX-4 |
| 7 | 94 | HOUMAN GABARI | 8 | 19:27.173 | 1 Vuelta | 2:06.138 | 14 | MX-4 |
| 8 | 11 | FRANCISCO BAÑEZ JIMENEZ | 8 | 19:43.302 | 1 Vuelta | 2:07.774 | 13 | MX-4 |
| 9 | 7 | OSCAR PALMAS GONZALEZ | 8 | 20:17.986 | 1 Vuelta | 2:09.810 | 12 | MX-4 |
| 10 | 56 | JOSE MORENO SANCHEZ | 8 | 20:28.575 | 1 Vuelta | 2:14.773 | 11 | MX-4 |
| No clasificado | | | | | | | | |
| NT | 82 | RAUL CASTEL ROMERO | 5 | 11:30.428 | NT | 1:53.208 | 0 | MX-4 |
| NT | 123 | JORGE GALAN MUÑOZ | | | NT | | 0 | MX-4 |

| Márgen de victoria | Velocidad media | Mejor tº de vuelta | Mejor Vel. | Mejor vuelta para |
|--------------------|-----------------|--------------------|------------|---------------------------------|
| 19.560 | 34,644 | 1:50.545 | 39,079 | 101 - ANTONIO VILLEGAS IGLESIAS |

Cronometraje

Orbits



MX Interprovincial de Chiclana

2. MX3-MX4

Circuito de Chiclana 1,200 km

2ª Manga MX3-MX4

27/01/2019 13:30

Carrera (15:00 y 1 Vueltas) iniciado a 13:35:55

| Vuelta | Tiempo de vuelta | Dif. resp. 1° | Hora del día |
|--|------------------|---------------|--------------|
| (101) ANTONIO VILLEGAS IGLESIAS | | | |
| 1 | 1:50.742 | +0.197 | 13:39:35.629 |
| 2 | 1:51.030 | +0.485 | 13:41:26.659 |
| 3 | 1:50.545 | | 13:43:17.204 |
| 4 | 1:53.031 | +2.486 | 13:45:10.235 |
| 5 | 1:52.581 | +2.036 | 13:47:02.816 |
| 6 | 1:51.045 | +0.500 | 13:48:53.861 |
| 7 | 1:51.015 | +0.470 | 13:50:44.876 |
| 8 | 1:54.750 | +4.205 | 13:52:39.626 |
| 9 | 1:57.916 | +7.371 | 13:54:37.542 |

| | | | |
|---------------------------------|-----------------|---------|--------------|
| (321) DAVID CANO BARBERO | | | |
| 1 | 1:50.812 | | 13:39:37.624 |
| 2 | 1:51.709 | +0.897 | 13:41:29.333 |
| 3 | 1:52.690 | +1.878 | 13:43:22.023 |
| 4 | 1:53.537 | +2.725 | 13:45:15.560 |
| 5 | 1:53.222 | +2.410 | 13:47:08.782 |
| 6 | 2:01.797 | +10.985 | 13:49:10.579 |
| 7 | 1:55.223 | +4.411 | 13:51:05.802 |
| 8 | 1:54.695 | +3.883 | 13:53:00.497 |
| 9 | 1:56.605 | +5.793 | 13:54:57.102 |

| | | | |
|-------------------------------------|-----------------|--------|--------------|
| (17) RAFAEL BUTRON RODRIGUEZ | | | |
| 1 | 1:58.352 | +2.032 | 13:39:46.619 |
| 2 | 1:56.320 | | 13:41:42.939 |
| 3 | 1:57.430 | +1.110 | 13:43:40.369 |
| 4 | 1:56.812 | +0.492 | 13:45:37.181 |
| 5 | 1:56.556 | +0.236 | 13:47:33.737 |
| 6 | 1:57.263 | +0.943 | 13:49:31.000 |
| 7 | 1:59.666 | +3.346 | 13:51:30.666 |
| 8 | 1:58.828 | +2.508 | 13:53:29.494 |
| 9 | 1:59.763 | +3.443 | 13:55:29.257 |

| | | | |
|------------------------------------|-----------------|--------|--------------|
| (66) DAVID TORRALBA DIEGUEZ | | | |
| 1 | 2:00.644 | +1.347 | 13:39:47.109 |
| 2 | 2:00.682 | +1.385 | 13:41:47.791 |
| 3 | 1:59.297 | | 13:43:47.088 |
| 4 | 2:00.392 | +1.095 | 13:45:47.480 |
| 5 | 2:00.019 | +0.722 | 13:47:47.499 |
| 6 | 2:01.177 | +1.880 | 13:49:48.676 |
| 7 | 2:00.200 | +0.903 | 13:51:48.876 |
| 8 | 1:59.744 | +0.447 | 13:53:48.620 |
| 9 | 2:02.083 | +2.786 | 13:55:50.703 |

| | | | |
|------------------------------------|-----------------|--------|--------------|
| (15) FRANCISCO MIGUEZ RAMOS | | | |
| 1 | 1:57.786 | | 13:39:50.258 |
| 2 | 2:00.296 | +2.510 | 13:41:50.554 |
| 3 | 2:01.194 | +3.408 | 13:43:51.748 |
| 4 | 2:01.627 | +3.841 | 13:45:53.375 |
| 5 | 2:00.512 | +2.726 | 13:47:53.887 |
| 6 | 1:59.561 | +1.775 | 13:49:53.448 |
| 7 | 2:00.313 | +2.527 | 13:51:53.761 |
| 8 | 2:00.789 | +3.003 | 13:53:54.550 |
| 9 | 2:01.509 | +3.723 | 13:55:56.059 |

| | | | |
|---|-----------------|--------|--------------|
| (19) JOSE MIGUEL LOPEZ FERNANDEZ | | | |
| 1 | 2:00.878 | +0.993 | 13:39:52.434 |
| 2 | 2:00.616 | +0.731 | 13:41:53.050 |
| 3 | 1:59.885 | | 13:43:52.935 |
| 4 | 2:01.056 | +1.171 | 13:45:53.991 |
| 5 | 2:01.517 | +1.632 | 13:47:55.508 |
| 6 | 2:00.769 | +0.884 | 13:49:56.277 |
| 7 | 2:00.934 | +1.049 | 13:51:57.211 |
| 8 | 2:03.609 | +3.724 | 13:54:00.820 |
| 9 | 2:04.788 | +4.903 | 13:56:05.608 |

| Vuelta | Tiempo de vuelta | Dif. resp. 1° | Hora del día |
|----------------------------------|------------------|---------------|--------------|
| (1) CARLOS OLMEDO MORALES | | | |
| 1 | 1:59.517 | +0.640 | 13:39:54.891 |
| 2 | 2:02.455 | +3.578 | 13:41:57.346 |
| 3 | 1:58.877 | | 13:43:56.223 |
| 4 | 2:00.396 | +1.519 | 13:45:56.619 |
| 5 | 2:00.047 | +1.170 | 13:47:56.666 |
| 6 | 2:02.670 | +3.793 | 13:49:59.336 |
| 7 | 2:03.037 | +4.160 | 13:52:02.373 |
| 8 | 2:08.825 | +9.948 | 13:54:11.198 |
| 9 | 2:04.767 | +5.890 | 13:56:15.965 |

| | | | |
|----------------------------------|-----------------|--------|--------------|
| (6) DAMIAN MORENO LIMONES | | | |
| 1 | 2:00.865 | +0.142 | 13:39:54.607 |
| 2 | 2:01.814 | +1.091 | 13:41:56.421 |
| 3 | 2:00.723 | | 13:43:57.144 |
| 4 | 2:04.184 | +3.461 | 13:46:01.328 |
| 5 | 2:02.889 | +2.166 | 13:48:04.217 |
| 6 | 2:03.255 | +2.532 | 13:50:07.472 |
| 7 | 2:02.860 | +2.137 | 13:52:10.332 |
| 8 | 2:03.659 | +2.936 | 13:54:13.991 |
| 9 | 2:05.022 | +4.299 | 13:56:19.013 |

| | | | |
|---------------------------------------|-----------------|--------|--------------|
| (61) FRANCISCO PALMAS GONZALEZ | | | |
| 1 | 2:04.109 | +2.306 | 13:40:00.832 |
| 2 | 2:02.783 | +0.980 | 13:42:03.615 |
| 3 | 2:02.105 | +0.302 | 13:44:05.720 |
| 4 | 2:03.332 | +1.529 | 13:46:09.052 |
| 5 | 2:01.803 | | 13:48:10.855 |
| 6 | 2:03.910 | +2.107 | 13:50:14.765 |
| 7 | 2:01.848 | +0.045 | 13:52:16.613 |
| 8 | 2:02.541 | +0.738 | 13:54:19.154 |
| 9 | 2:04.962 | +3.159 | 13:56:24.116 |

| | | | |
|---------------------------------------|-----------------|--------|--------------|
| (69) FLORENCIO BOCETA MARTINEZ | | | |
| 1 | 2:03.437 | +1.857 | 13:40:01.445 |
| 2 | 2:02.815 | +1.235 | 13:42:04.260 |
| 3 | 2:02.254 | +0.674 | 13:44:06.514 |
| 4 | 2:03.455 | +1.875 | 13:46:09.969 |
| 5 | 2:02.773 | +1.193 | 13:48:12.742 |
| 6 | 2:03.181 | +1.601 | 13:50:15.923 |
| 7 | 2:03.643 | +2.063 | 13:52:19.566 |
| 8 | 2:01.580 | | 13:54:21.146 |
| 9 | 2:03.037 | +1.457 | 13:56:24.183 |

| | | | |
|---------------------------|-----------------|--------|--------------|
| (94) HOUMAN GABARI | | | |
| 1 | 2:08.029 | +1.891 | 13:40:10.144 |
| 2 | 2:06.138 | | 13:42:16.282 |
| 3 | 2:10.747 | +4.609 | 13:44:27.029 |
| 4 | 2:12.335 | +6.197 | 13:46:39.364 |
| 5 | 2:13.285 | +7.147 | 13:48:52.649 |
| 6 | 2:11.089 | +4.951 | 13:51:03.738 |
| 7 | 2:09.501 | +3.363 | 13:53:13.239 |
| 8 | 2:09.219 | +3.081 | 13:55:22.458 |

| | | | |
|-------------------------------------|-----------------|--------|--------------|
| (11) FRANCISCO BAÑEZ JIMENEZ | | | |
| 1 | 2:14.672 | +6.898 | 13:40:22.269 |
| 2 | 2:07.774 | | 13:42:30.043 |
| 3 | 2:10.261 | +2.487 | 13:44:40.304 |
| 4 | 2:14.039 | +6.265 | 13:46:54.343 |
| 5 | 2:11.210 | +3.436 | 13:49:05.553 |
| 6 | 2:11.907 | +4.133 | 13:51:17.460 |
| 7 | 2:11.411 | +3.637 | 13:53:28.871 |
| 8 | 2:09.716 | +1.942 | 13:55:38.587 |

| | | | |
|----------------------------------|--|--|--|
| (7) OSCAR PALMAS GONZALEZ | | | |
|----------------------------------|--|--|--|

| Vuelta | Tiempo de vuelta | Dif. resp. 1° | Hora del día |
|--------|------------------|---------------|--------------|
| 1 | 2:30.664 | +20.854 | 13:40:33.738 |
| 2 | 2:10.535 | +0.725 | 13:42:44.273 |
| 3 | 2:09.810 | | 13:44:54.083 |
| 4 | 2:14.355 | +4.545 | 13:47:08.438 |
| 5 | 2:13.848 | +4.038 | 13:49:22.286 |
| 6 | 2:20.075 | +10.265 | 13:51:42.361 |
| 7 | 2:16.845 | +7.035 | 13:53:59.206 |
| 8 | 2:14.065 | +4.255 | 13:56:13.271 |

| | | | |
|---------------------------------|-----------------|--------|--------------|
| (56) JOSE MORENO SANCHEZ | | | |
| 1 | 2:14.773 | | 13:40:21.476 |
| 2 | 2:18.891 | +4.118 | 13:42:40.367 |
| 3 | 2:16.985 | +2.212 | 13:44:57.352 |
| 4 | 2:17.994 | +3.221 | 13:47:15.346 |
| 5 | 2:15.349 | +0.576 | 13:49:30.695 |
| 6 | 2:16.254 | +1.481 | 13:51:46.949 |
| 7 | 2:18.367 | +3.594 | 13:54:05.316 |
| 8 | 2:18.544 | +3.771 | 13:56:23.860 |

| | | | |
|--------------------------------|-----------------|--------|--------------|
| (82) RAUL CASTEL ROMERO | | | |
| 1 | 2:01.914 | +8.706 | 13:39:50.609 |
| 2 | 1:53.636 | +0.428 | 13:41:44.245 |
| 3 | 1:54.379 | +1.171 | 13:43:38.624 |
| 4 | 1:53.881 | +0.673 | 13:45:32.505 |
| 5 | 1:53.208 | | 13:47:25.713 |

MX Interprovincial de Chiclana

Vuelta a vuelta

2. MX3-MX4

Circuito de Chiclana 1,200 km

2ª Manga MX3-MX4

27/01/2019 13:30

Carrera (15:00 y 1 Vueltas) iniciado a 13:35:55

Competidores

| | Vueltas | | | | | | | | | |
|----------------------------------|---------|-----|-----|-----|-----|-----|-----|-----|-----|-----|
| | 0 | 1 | 2 | 3 | 4 | 5 | 6 | 7 | 8 | 9 |
| ANTONIO VILLEGAS IGLESIAS (101) | 1 | 101 | 101 | 101 | 101 | 101 | 101 | 101 | 101 | 101 |
| DAVID TORRALBA DIEGUEZ (66) | 2 | 66 | 321 | 321 | 321 | 321 | 321 | 321 | 321 | 321 |
| DAVID CANO BARBERO (321) | 3 | 321 | 17 | 17 | 82 | 82 | 82 | 17 | 17 | 17 |
| RAFAEL BUTRON RODRIGUEZ (17) | 4 | 17 | 66 | 82 | 17 | 17 | 17 | 66 | 66 | 66 |
| RAUL CASTEL ROMERO (82) | 5 | 82 | 15 | 66 | 66 | 66 | 66 | 15 | 15 | 15 |
| JOSE MIGUEL LOPEZ FERNANDEZ (19) | 6 | 19 | 82 | 15 | 15 | 15 | 15 | 19 | 19 | 19 |
| FRANCISCO MIGUEZ RAMOS (15) | 7 | 15 | 19 | 19 | 19 | 19 | 19 | 1 | 1 | 1 |
| DAMIAN MORENO LIMONES (6) | 8 | 6 | 6 | 6 | 1 | 1 | 1 | 6 | 6 | 6 |
| CARLOS OLMEDO MORALES (1) | 9 | 1 | 1 | 1 | 6 | 6 | 6 | 61 | 61 | 61 |
| FRANCISCO PALMAS GONZALEZ (61) | 10 | 61 | 61 | 61 | 61 | 61 | 61 | 69 | 69 | 69 |
| FLORENCIO BOCETA MARTINEZ (69) | 11 | 69 | 69 | 69 | 69 | 69 | 69 | 94 | 94 | 94 |
| HOUMAN GABARI (94) | 12 | 94 | 94 | 94 | 94 | 94 | 94 | 11 | 11 | 11 |
| OSCAR PALMAS GONZALEZ (7) | 13 | 7 | 56 | 11 | 11 | 11 | 11 | 7 | 7 | 7 |
| JOSE MORENO SANCHEZ (56) | 14 | 56 | 11 | 56 | 7 | 7 | 7 | 56 | 56 | 56 |
| FRANCISCO BAÑEZ JIMENEZ (11) | 15 | 11 | 7 | 7 | 56 | 56 | 56 | | | |
| - | 16 | | | | | | | | | |

MX Interprovincial de Chiclana

2. MX3-MX4

Circuito de Chiclana 1,200 km

GENERAL MX3-MX4

| Pos. | Nº | Nombre | Total puntos | 1Chi | 2Chi | Marca | Club |
|-------------|-----|-----------------------------|--------------|------|------|-----------|----------------------------------|
| MX-3 | | | | | | | |
| 1 | 101 | ANTONIO VILLEGAS IGLESIAS | 50 | 25 | 25 | KTM | MC. MORÓN |
| 2 | 321 | DAVID CANO BARBERO | 44 | 22 | 22 | HONDA | C.D. MX PARK COSTAL DEL SOL |
| 3 | 66 | DAVID TORRALBA DIEGUEZ | 40 | 20 | 20 | YAMAHA | C..D. TORRACING |
| 4 | 19 | JOSE MIGUEL LOPEZ FERNANDEZ | 36 | 18 | 18 | KTM | C.D. TRT RACING SERVICE |
| MX-4 | | | | | | | |
| 1 | 17 | RAFAEL BUTRON RODRIGUEZ | 45 | 20 | 25 | KAWASAKI | M.C. REBUFO CHICLANA |
| 2 | 15 | FRANCISCO MIGUEZ RAMOS | 44 | 22 | 22 | YAMAHA | M..C. ESC. EDUARDO CASTRO |
| 3 | 1 | CARLOS OLMEDO MORALES | 38 | 18 | 20 | HUSQVARNA | C.D. MOTEROS DEL SUR ECOLOGISTAS |
| 4 | 6 | DAMIAN MORENO LIMONES | 34 | 16 | 18 | KAWASAKI | M.C. CORIA |
| 5 | 61 | FRANCISCO PALMAS GONZALEZ | 31 | 15 | 16 | KAWASAKI | C.D. MURIEL RACING TEAM |
| 6 | 69 | FLORENCIO BOCETA MARTINEZ | 29 | 14 | 15 | KTM | M.C. TREBUJENA |
| 7 | 94 | HOUMAN GABARI | 27 | 13 | 14 | HONDA | MC. CEUTA |
| 8 | 82 | RAUL CASTEL ROMERO | 25 | 25 | 0 | | M.C. ALESER |
| 9 | 11 | FRANCISCO BAÑEZ JIMENEZ | 24 | 11 | 13 | KTM | C.D. MURIEL RACING TEAM |
| 10 | 7 | OSCAR PALMAS GONZALEZ | 24 | 12 | 12 | KAWASAKI | C.D. MURIEL RACING TEAM |
| 11 | 56 | JOSE MORENO SANCHEZ | 21 | 10 | 11 | KAWASAKI | C.D. MURIEL RACING TEAM |
| NT | 123 | JORGE GALAN MUÑOZ | 0 | 0 | 0 | KAWASAKI | M.C. ALMONTE |

MX Interprovincial de Chiclana

Clasificado por mejor tiempo de vuelta

3. PROMESAS 85CC-CLASICAS

Circuito de Chiclana 1,200 km

Cronometrados PROMESAS 85CC-CLASICAS

27/01/2019 10:00

Clasificación (15:00 Tiempo) iniciado a 10:12:27

| Pos. | Nº | Nombre | Apellido/s | Marca | Dif. resp. 1º | Mejor Tm | Vueltas | Clase |
|------|-----|--------------|-------------------|-----------|---------------|----------|---------|----------------|
| 1 | 229 | FRANCISCO | GARCIA OCAÑA | HUSQVARNA | | 1:55.884 | 6 | PROMESAS 85 CC |
| 2 | 114 | MUHAMMAD | ARSENIO ALGIFARI | | 4.376 | 2:00.260 | 5 | PROMESAS 85 CC |
| 3 | 110 | RICHARD | PAAT | | 4.451 | 2:00.335 | 7 | PROMESAS 85 CC |
| 4 | 75 | ARDYANSYAH | SHEVA ANELA | | 5.461 | 2:01.345 | 5 | PROMESAS 85 CC |
| 5 | 22 | HUGO | NORK | | 6.391 | 2:02.275 | 5 | PROMESAS 85 CC |
| 6 | 24 | JACOBO | VAZQUEZ SANCHEZ | KTM | 8.583 | 2:04.467 | 4 | PROMESAS 85 CC |
| 7 | 51 | RAUL | CARDENAS ESPINOSA | KTM | 14.079 | 2:09.963 | 3 | PROMESAS 85 CC |
| 8 | 21 | ADAY | ROJAS ROBLES | HUSQVARNA | 14.433 | 2:10.317 | 6 | PROMESAS 85 CC |
| 9 | 112 | VICTOR | BELTRAN CORONEL | HUSQVARNA | 15.354 | 2:11.238 | 3 | PROMESAS 85 CC |
| 10 | 85 | JONATHAN | ROMERO CORDERO | KTM | 18.782 | 2:14.666 | 4 | PROMESAS 85 CC |
| 11 | 8 | RAUL | MARTIN GALVAN | YAMAHA | 18.938 | 2:14.822 | 2 | CLASICAS OPEN |
| 12 | 19 | ANTONIO | GALIANO ARENGA | HUSQVARNA | 20.981 | 2:16.865 | 1 | PROMESAS 85 CC |
| 13 | 14 | JOSE ANTONIO | RUIZ AVILA | | 25.203 | 2:21.087 | 5 | PROMESAS 85 CC |
| 14 | 76 | ALBERTO | CORBACHO AGUILAR | HONDA | 28.017 | 2:23.901 | 2 | CLASICAS OPEN |
| 15 | 7 | ENRIQUE | LEON GALLEGO | YAMAHA | 39.094 | 2:34.978 | 2 | CLASICAS OPEN |
| 16 | 317 | JERONIMO | MUÑOZ SOTO | | 40.360 | 2:36.244 | 4 | PROMESAS 85 CC |
| 17 | 61 | FRANCISCO | PALMAS RODRIGUEZ | KTM | 1:16.580 | 3:12.464 | 4 | PROMESAS 85 CC |

MX Interprovincial de Chiclana

Clasificado por mejor tiempo de vuelta

3. PROMESAS 85CC-CLASICAS

Circuito de Chiclana 1,200 km

Cronometrados PROMESAS 85CC-CLASICAS

27/01/2019 10:00

Clasificación (15:00 Tiempo) iniciado a 10:12:27

| Pos. | Nº | Nombre | Apellido/s | Marca | Dif. resp. 1º | Mejor Tm | Vueltas | Clase |
|-----------------------|-----|--------------|-------------------|-----------|---------------|----------|---------|------------------|
| CLASICAS OPEN | | | | | | | | |
| 1 | 8 | RAUL | MARTIN GALVAN | YAMAHA | | 2:14.822 | 2 | 6 CLASICAS OPEN |
| 2 | 76 | ALBERTO | CORBACHO AGUILAR | HONDA | 9.079 | 2:23.901 | 2 | 5 CLASICAS OPEN |
| 3 | 7 | ENRIQUE | LEON GALLEGO | YAMAHA | 20.156 | 2:34.978 | 2 | 5 CLASICAS OPEN |
| PROMESAS 85 CC | | | | | | | | |
| 1 | 229 | FRANCISCO | GARCIA OCAÑA | HUSQVARNA | | 1:55.884 | 6 | 7 PROMESAS 85 CC |
| 2 | 114 | MUHAMMAD | ARSENIO ALGIFARI | | 4.376 | 2:00.260 | 5 | 6 PROMESAS 85 CC |
| 3 | 110 | RICHARD | PAAT | | 4.451 | 2:00.335 | 7 | 7 PROMESAS 85 CC |
| 4 | 75 | ARDYANSYAH | SHEVA ANELA | | 5.461 | 2:01.345 | 5 | 6 PROMESAS 85 CC |
| 5 | 22 | HUGO | NORK | | 6.391 | 2:02.275 | 5 | 6 PROMESAS 85 CC |
| 6 | 24 | JACOBO | VAZQUEZ SANCHEZ | KTM | 8.583 | 2:04.467 | 4 | 6 PROMESAS 85 CC |
| 7 | 51 | RAUL | CARDENAS ESPINOSA | KTM | 14.079 | 2:09.963 | 3 | 6 PROMESAS 85 CC |
| 8 | 21 | ADAY | ROJAS ROBLES | HUSQVARNA | 14.433 | 2:10.317 | 6 | 6 PROMESAS 85 CC |
| 9 | 112 | VICTOR | BELTRAN CORONEL | HUSQVARNA | 15.354 | 2:11.238 | 3 | 5 PROMESAS 85 CC |
| 10 | 85 | JONATHAN | ROMERO CORDERO | KTM | 18.782 | 2:14.666 | 4 | 6 PROMESAS 85 CC |
| 11 | 19 | ANTONIO | GALIANO ARENGA | HUSQVARNA | 20.981 | 2:16.865 | 1 | 5 PROMESAS 85 CC |
| 12 | 14 | JOSE ANTONIO | RUIZ AVILA | | 25.203 | 2:21.087 | 5 | 6 PROMESAS 85 CC |
| 13 | 317 | JERONIMO | MUÑOZ SOTO | | 40.360 | 2:36.244 | 4 | 5 PROMESAS 85 CC |
| 14 | 61 | FRANCISCO | PALMAS RODRIGUEZ | KTM | 1:16.580 | 3:12.464 | 4 | 4 PROMESAS 85 CC |

MX Interprovincial de Chiclana

3. PROMESAS 85CC-CLASICAS

Circuito de Chiclana 1,200 km

Cronometrados PROMESAS 85CC-CLASICAS

27/01/2019 10:00

Clasificación (15:00 Tiempo) iniciado a 10:12:27

| Vuelta | Tiempo de vuelta | Dif. resp. 1° | Hora del día |
|-------------------------------------|------------------|---------------|--------------|
| (229) FRANCISCO GARCIA OCAÑA | | | |
| 1 | 2:00.014 | +4.130 | 10:16:30.712 |
| 2 | 1:57.275 | +1.391 | 10:18:27.987 |
| 3 | 1:58.422 | +2.538 | 10:20:26.409 |
| 4 | 2:01.270 | +5.386 | 10:22:27.679 |
| 5 | 2:04.578 | +8.694 | 10:24:32.257 |
| 6 | 1:55.884 | | 10:26:28.141 |
| 7 | 2:14.565 | +18.681 | 10:28:42.706 |

| Vuelta | Tiempo de vuelta | Dif. resp. 1° | Hora del día |
|--|------------------|---------------|--------------|
| (114) MUHAMMAD ARSENIO ALGIFARI | | | |
| 1 | 2:13.918 | +13.658 | 10:17:15.995 |
| 2 | 2:10.691 | +10.431 | 10:19:26.686 |
| 3 | 2:01.179 | +0.919 | 10:21:27.865 |
| 4 | 2:09.990 | +9.730 | 10:23:37.855 |
| 5 | 2:00.260 | | 10:25:38.115 |
| 6 | 2:45.139 | +44.879 | 10:28:23.254 |

| Vuelta | Tiempo de vuelta | Dif. resp. 1° | Hora del día |
|---------------------------|------------------|---------------|--------------|
| (110) RICHARD PAAT | | | |
| 1 | 2:06.471 | +6.136 | 10:16:50.640 |
| 2 | 2:00.506 | +0.171 | 10:18:51.146 |
| 3 | 2:01.177 | +0.842 | 10:20:52.323 |
| 4 | 2:04.696 | +4.361 | 10:22:57.019 |
| 5 | 2:01.291 | +0.956 | 10:24:58.310 |
| 6 | 2:02.394 | +2.059 | 10:27:00.704 |
| 7 | 2:00.335 | | 10:29:01.039 |

| Vuelta | Tiempo de vuelta | Dif. resp. 1° | Hora del día |
|------------------------------------|------------------|---------------|--------------|
| (75) ARDYANSYAH SHEVA ANELA | | | |
| 1 | 2:14.696 | +13.351 | 10:17:17.316 |
| 2 | 2:13.040 | +11.695 | 10:19:30.356 |
| 3 | 2:07.125 | +5.780 | 10:21:37.481 |
| 4 | 2:01.492 | +0.147 | 10:23:38.973 |
| 5 | 2:01.345 | | 10:25:40.318 |
| 6 | 2:02.708 | +1.363 | 10:27:43.026 |

| Vuelta | Tiempo de vuelta | Dif. resp. 1° | Hora del día |
|-----------------------|------------------|---------------|--------------|
| (22) HUGO NORK | | | |
| 1 | 2:13.383 | +11.108 | 10:17:18.726 |
| 2 | 2:10.144 | +7.869 | 10:19:28.870 |
| 3 | 2:35.208 | +32.933 | 10:22:04.078 |
| 4 | 2:03.452 | +1.177 | 10:24:07.530 |
| 5 | 2:02.275 | | 10:26:09.805 |
| 6 | 2:02.761 | +0.486 | 10:28:12.566 |

| Vuelta | Tiempo de vuelta | Dif. resp. 1° | Hora del día |
|------------------------------------|------------------|---------------|--------------|
| (24) JACOBO VAZQUEZ SANCHEZ | | | |
| 1 | 2:25.808 | +21.341 | 10:17:21.736 |
| 2 | 2:07.917 | +3.450 | 10:19:29.653 |
| 3 | 2:16.235 | +11.768 | 10:21:45.888 |
| 4 | 2:04.467 | | 10:23:50.355 |
| 5 | 2:18.181 | +13.714 | 10:26:08.536 |
| 6 | 2:09.149 | +4.682 | 10:28:17.685 |

| Vuelta | Tiempo de vuelta | Dif. resp. 1° | Hora del día |
|------------------------------------|------------------|---------------|--------------|
| (51) RAUL CARDENAS ESPINOSA | | | |
| 1 | 2:13.229 | +3.266 | 10:17:14.914 |
| 2 | 2:11.276 | +1.313 | 10:19:26.190 |
| 3 | 2:09.963 | | 10:21:36.153 |
| 4 | 2:10.125 | +0.162 | 10:23:46.278 |
| 5 | 2:12.283 | +2.320 | 10:25:58.561 |
| 6 | 2:10.559 | +0.596 | 10:28:09.120 |

| Vuelta | Tiempo de vuelta | Dif. resp. 1° | Hora del día |
|-------------------------------|------------------|---------------|--------------|
| (21) ADAY ROJAS ROBLES | | | |
| 1 | 2:16.377 | +6.060 | 10:17:15.609 |
| 2 | 2:11.172 | +0.855 | 10:19:26.781 |
| 3 | 2:11.338 | +1.021 | 10:21:38.119 |
| 4 | 2:11.203 | +0.886 | 10:23:49.322 |
| 5 | 2:13.745 | +3.428 | 10:26:03.067 |
| 6 | 2:10.317 | | 10:28:13.384 |

| Vuelta | Tiempo de vuelta | Dif. resp. 1° | Hora del día |
|-------------------------------------|------------------|---------------|--------------|
| (112) VICTOR BELTRAN CORONEL | | | |
| 1 | 2:19.928 | +8.690 | 10:20:22.681 |
| 2 | 2:17.400 | +6.162 | 10:22:40.081 |
| 3 | 2:11.238 | | 10:24:51.319 |
| 4 | 2:15.938 | +4.700 | 10:27:07.257 |
| 5 | 2:12.128 | +0.890 | 10:29:19.385 |

| Vuelta | Tiempo de vuelta | Dif. resp. 1° | Hora del día |
|-------------------------------------|------------------|---------------|--------------|
| (85) JONATHAN ROMERO CORDERO | | | |
| 1 | 2:19.648 | +4.982 | 10:17:46.470 |
| 2 | 2:20.758 | +6.092 | 10:20:07.228 |
| 3 | 2:15.726 | +1.060 | 10:22:22.954 |
| 4 | 2:14.666 | | 10:24:37.620 |
| 5 | 2:16.649 | +1.983 | 10:26:54.269 |
| 6 | 2:15.851 | +1.185 | 10:29:10.120 |

| Vuelta | Tiempo de vuelta | Dif. resp. 1° | Hora del día |
|-------------------------------|------------------|---------------|--------------|
| (8) RAUL MARTIN GALVAN | | | |
| 1 | 2:19.140 | +4.318 | 10:17:47.544 |
| 2 | 2:14.822 | | 10:20:02.366 |
| 3 | 2:17.385 | +2.563 | 10:22:19.751 |
| 4 | 2:20.856 | +6.034 | 10:24:40.607 |
| 5 | 2:29.892 | +15.070 | 10:27:10.499 |
| 6 | 2:26.204 | +11.382 | 10:29:36.703 |

| Vuelta | Tiempo de vuelta | Dif. resp. 1° | Hora del día |
|------------------------------------|------------------|---------------|--------------|
| (19) ANTONIO GALIANO ARENGA | | | |
| 1 | 2:16.865 | | 10:17:25.365 |
| 2 | 2:18.113 | +1.248 | 10:19:43.478 |
| 3 | 2:22.048 | +5.183 | 10:22:05.526 |
| 4 | 4:24.983 | +2:08.118 | 10:26:30.509 |
| 5 | 2:17.074 | +0.209 | 10:28:47.583 |

| Vuelta | Tiempo de vuelta | Dif. resp. 1° | Hora del día |
|-------------------------------------|------------------|---------------|--------------|
| (14) JOSE ANTONIO RUIZ AVILA | | | |
| 1 | 2:25.555 | +4.468 | 10:17:36.967 |
| 2 | 2:21.834 | +0.747 | 10:19:58.801 |
| 3 | 2:23.332 | +2.245 | 10:22:22.133 |
| 4 | 2:23.447 | +2.360 | 10:24:45.580 |
| 5 | 2:21.087 | | 10:27:06.667 |
| 6 | 2:25.877 | +4.790 | 10:29:32.544 |

| Vuelta | Tiempo de vuelta | Dif. resp. 1° | Hora del día |
|--------------------------------------|------------------|---------------|--------------|
| (76) ALBERTO CORBACHO AGUILAR | | | |
| 1 | 2:26.550 | +2.649 | 10:17:56.776 |
| 2 | 2:23.901 | | 10:20:20.677 |
| 3 | 2:27.432 | +3.531 | 10:22:48.109 |
| 4 | 2:30.133 | +6.232 | 10:25:18.242 |
| 5 | 2:29.326 | +5.425 | 10:27:47.568 |

| Vuelta | Tiempo de vuelta | Dif. resp. 1° | Hora del día |
|---------------------------------|------------------|---------------|--------------|
| (7) ENRIQUE LEON GALLEGO | | | |
| 1 | 2:36.293 | +1.315 | 10:18:14.026 |
| 2 | 2:34.978 | | 10:20:49.004 |
| 3 | 2:37.412 | +2.434 | 10:23:26.416 |
| 4 | 2:40.241 | +5.263 | 10:26:06.657 |
| 5 | 2:40.405 | +5.427 | 10:28:47.062 |

| Vuelta | Tiempo de vuelta | Dif. resp. 1° | Hora del día |
|----------------------------------|------------------|---------------|--------------|
| (317) JERONIMO MUÑOZ SOTO | | | |
| 1 | 2:37.349 | +1.105 | 10:18:16.081 |
| 2 | 2:38.709 | +2.465 | 10:20:54.790 |
| 3 | 2:37.111 | +0.867 | 10:23:31.901 |
| 4 | 2:36.244 | | 10:26:08.145 |
| 5 | 2:36.444 | +0.200 | 10:28:44.589 |

| Vuelta | Tiempo de vuelta | Dif. resp. 1° | Hora del día |
|--|------------------|---------------|--------------|
| (61) FRANCISCO PALMAS RODRIGUEZ | | | |
| 1 | 3:21.453 | +8.989 | 10:19:40.322 |
| 2 | 3:20.154 | +7.690 | 10:23:00.476 |
| 3 | 3:22.324 | +9.860 | 10:26:22.800 |
| 4 | 3:12.464 | | 10:29:35.264 |

MX Interprovincial de Chiclana

Vuelta a vuelta

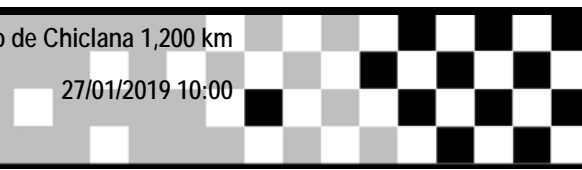
3. PROMESAS 85CC-CLASICAS

Circuito de Chiclana 1,200 km

Cronometrados PROMESAS 85CC-CLASICAS

27/01/2019 10:00

Clasificación (15:00 Tiempo) iniciado a 10:12:27



| Competidores | Vueltas | | | | | | | |
|---------------------------------|---------|-----|-----|-----|-----|-----|-----|-----|
| | 0 | 1 | 2 | 3 | 4 | 5 | 6 | 7 |
| FRANCISCO GARCIA OCAÑA (229) | 1 | 229 | 229 | 229 | 229 | 229 | 229 | 229 |
| RICHARD PAAT (110) | 2 | 110 | 110 | 110 | 110 | 110 | 110 | 110 |
| JACOBO VAZQUEZ SANCHEZ (24) | 3 | 24 | 51 | 51 | 114 | 114 | 114 | 75 |
| ADAY ROJAS ROBLES (21) | 4 | 21 | 21 | 114 | 51 | 75 | 75 | 51 |
| RAUL CARDENAS ESPINOSA (51) | 5 | 51 | 114 | 21 | 75 | 51 | 51 | 22 |
| MUHAMMAD ARSENIO ALGIFARI (114) | 6 | 114 | 75 | 22 | 21 | 21 | 21 | 21 |
| ARDYANSYAH SHEVA ANELA (75) | 7 | 75 | 22 | 24 | 24 | 24 | 24 | 24 |
| HUGO NORK (22) | 8 | 22 | 24 | 75 | 22 | 22 | 22 | 114 |
| ANTONIO GALIANO ARENGA (19) | 9 | 19 | 19 | 19 | 19 | 85 | 85 | 85 |
| JOSE ANTONIO RUIZ AVILA (14) | 10 | 14 | 14 | 14 | 8 | 8 | 14 | 14 |
| JONATHAN ROMERO CORDERO (85) | 11 | 85 | 85 | 8 | 14 | 14 | 8 | 8 |
| RAUL MARTIN GALVAN (8) | 12 | 8 | 8 | 85 | 85 | 76 | 76 | |
| ALBERTO CORBACHO AGUILAR (76) | 13 | 76 | 76 | 76 | 76 | 7 | 317 | |
| ENRIQUE LEON GALLEGO (7) | 14 | 7 | 7 | 7 | 7 | 317 | 7 | |
| JERONIMO MUÑOZ SOTO (317) | 15 | 317 | 317 | 317 | 317 | 19 | 19 | |
| FRANCISCO PALMAS RODRIGUEZ (61) | 16 | 61 | 61 | 112 | 112 | 112 | 112 | |
| VICTOR BELTRAN CORONEL (112) | 17 | 112 | 112 | 61 | 61 | 61 | | |

MX Interprovincial de Chiclana

Clasificado por vueltas

3. PROMESAS 85CC-CLASICAS

Circuito de Chiclana 1,200 km

1ª Manga PROMESAS 85CC-CLASICAS

27/01/2019 11:45

Carrera (15:00 y 2 Vueltas) iniciado a 12:01:21

| Pos. | Nº | Nombre | Vueltas | Total Tº | Dif. resp. 1º | Mejor Tm | Puntos | Clase |
|------|-----|----------------------------|---------|-----------|---------------|----------|--------|----------------|
| 1 | 229 | FRANCISCO GARCIA OCAÑA | 9 | 19:17.064 | | 1:54.155 | 25 | PROMESAS 85 CC |
| 2 | 114 | MUHAMMAD ARSENIO ALGIFARI | 9 | 19:25.257 | 8.193 | 1:55.818 | 22 | PROMESAS 85 CC |
| 3 | 110 | RICHARD PAAT | 9 | 19:31.122 | 14.058 | 1:55.090 | 20 | PROMESAS 85 CC |
| 4 | 75 | ARDYANSYAH SHEVA ANELA | 9 | 19:46.256 | 29.192 | 1:54.938 | 18 | PROMESAS 85 CC |
| 5 | 24 | JACOBO VAZQUEZ SANCHEZ | 9 | 20:45.889 | 1:28.825 | 2:02.651 | 16 | PROMESAS 85 CC |
| 6 | 22 | HUGO NORK | 9 | 21:02.136 | 1:45.072 | 1:58.971 | 15 | PROMESAS 85 CC |
| 7 | 85 | JONATHAN ROMERO CORDERO | 9 | 21:18.516 | 2:01.452 | 2:03.670 | 14 | PROMESAS 85 CC |
| 8 | 21 | ADAY ROJAS ROBLES | 9 | 21:29.980 | 2:12.916 | 2:06.404 | 13 | PROMESAS 85 CC |
| 9 | 112 | VICTOR BELTRAN CORONEL | 8 | 19:30.172 | 1 Vuelta | 2:07.331 | 12 | PROMESAS 85 CC |
| 10 | 8 | RAUL MARTIN GALVAN | 8 | 19:53.996 | 1 Vuelta | 2:07.720 | 25 | CLASICAS OPEN |
| 11 | 76 | ALBERTO CORBACHO AGUILAR | 8 | 20:50.460 | 1 Vuelta | 2:14.158 | 22 | CLASICAS OPEN |
| 12 | 19 | ANTONIO GALIANO ARENGA | 7 | 19:52.006 | 2 Vueltas | 2:06.613 | 11 | PROMESAS 85 CC |
| 13 | 317 | JERONIMO MUÑOZ SOTO | 7 | 20:03.521 | 2 Vueltas | 2:27.359 | 10 | PROMESAS 85 CC |
| 14 | 77 | JOSE VILLANUEVA JUNCOSA | 7 | 20:27.699 | 2 Vueltas | 2:27.668 | 25 | CLASICAS 85 CC |
| 15 | 7 | ENRIQUE LEON GALLEGO | 7 | 21:07.860 | 2 Vueltas | 2:30.907 | 20 | CLASICAS OPEN |
| 16 | 61 | FRANCISCO PALMAS RODRIGUEZ | 4 | 21:13.893 | 5 Vueltas | 2:54.793 | 9 | PROMESAS 85 CC |

No clasificado

| | | | | | | | | |
|----|----|-------------------------|---|----------|----|----------|---|----------------|
| NT | 51 | RAUL CARDENAS ESPINOSA | 3 | 8:24.550 | NT | 2:05.721 | 0 | PROMESAS 85 CC |
| NT | 14 | JOSE ANTONIO RUIZ AVILA | 3 | 9:29.329 | NT | 2:15.324 | 0 | PROMESAS 85 CC |

| Márgen de victoria | Velocidad media | Mejor tº de vuelta | Mejor Vel. | Mejor vuelta para |
|--------------------|-----------------|--------------------|------------|------------------------------|
| 8.193 | 33,602 | 1:54.155 | 37,843 | 229 - FRANCISCO GARCIA OCAÑA |

Cronometraje

Orbits



MX Interprovincial de Chiclana

Clasificado por vueltas

3. PROMESAS 85CC-CLASICAS

Circuito de Chiclana 1,200 km

1ª Manga PROMESAS 85CC-CLASICAS

27/01/2019 11:45

Carrera (15:00 y 2 Vueltas) iniciado a 12:01:21

| Pos. | Nº | Nombre | Vueltas | Total T° | Dif. resp. 1° | Mejor Tm | Puntos | Clase |
|-----------------------|-----|----------------------------|---------|-----------|---------------|----------|--------|----------------|
| CLASICAS 85 CC | | | | | | | | |
| 1 | 77 | JOSE VILLANUEVA JUNCOSA | 7 | 20:27.699 | | 2:27.668 | 25 | CLASICAS 85 CC |
| CLASICAS OPEN | | | | | | | | |
| 1 | 8 | RAUL MARTIN GALVAN | 8 | 19:53.996 | | 2:07.720 | 25 | CLASICAS OPEN |
| 2 | 76 | ALBERTO CORBACHO AGUILAR | 8 | 20:50.460 | 56.464 | 2:14.158 | 22 | CLASICAS OPEN |
| 3 | 7 | ENRIQUE LEON GALLEGO | 7 | 21:07.860 | 1 Vuelta | 2:30.907 | 20 | CLASICAS OPEN |
| PROMESAS 85 CC | | | | | | | | |
| 1 | 229 | FRANCISCO GARCIA OCAÑA | 9 | 19:17.064 | | 1:54.155 | 25 | PROMESAS 85 CC |
| 2 | 114 | MUHAMMAD ARSENIO ALGIFARI | 9 | 19:25.257 | 8.193 | 1:55.818 | 22 | PROMESAS 85 CC |
| 3 | 110 | RICHARD PAAT | 9 | 19:31.122 | 14.058 | 1:55.090 | 20 | PROMESAS 85 CC |
| 4 | 75 | ARDYANSYAH SHEVA ANELA | 9 | 19:46.256 | 29.192 | 1:54.938 | 18 | PROMESAS 85 CC |
| 5 | 24 | JACOBO VAZQUEZ SANCHEZ | 9 | 20:45.889 | 1:28.825 | 2:02.651 | 16 | PROMESAS 85 CC |
| 6 | 22 | HUGO NORK | 9 | 21:02.136 | 1:45.072 | 1:58.971 | 15 | PROMESAS 85 CC |
| 7 | 85 | JONATHAN ROMERO CORDERO | 9 | 21:18.516 | 2:01.452 | 2:03.670 | 14 | PROMESAS 85 CC |
| 8 | 21 | ADAY ROJAS ROBLES | 9 | 21:29.980 | 2:12.916 | 2:06.404 | 13 | PROMESAS 85 CC |
| 9 | 112 | VICTOR BELTRAN CORONEL | 8 | 19:30.172 | 1 Vuelta | 2:07.331 | 12 | PROMESAS 85 CC |
| 10 | 19 | ANTONIO GALIANO ARENGA | 7 | 19:52.006 | 2 Vueltas | 2:06.613 | 11 | PROMESAS 85 CC |
| 11 | 317 | JERONIMO MUÑOZ SOTO | 7 | 20:03.521 | 2 Vueltas | 2:27.359 | 10 | PROMESAS 85 CC |
| 12 | 61 | FRANCISCO PALMAS RODRIGUEZ | 4 | 21:13.893 | 5 Vueltas | 2:54.793 | 9 | PROMESAS 85 CC |
| No clasificado | | | | | | | | |
| NT | 51 | RAUL CARDENAS ESPINOSA | 3 | 8:24.550 | NT | 2:05.721 | 0 | PROMESAS 85 CC |
| NT | 14 | JOSE ANTONIO RUIZ AVILA | 3 | 9:29.329 | NT | 2:15.324 | 0 | PROMESAS 85 CC |

| Márgen de victoria | Velocidad media | Mejor t° de vuelta | Mejor Vel. | Mejor vuelta para |
|--------------------|-----------------|--------------------|------------|------------------------------|
| 8.193 | 33,602 | 1:54.155 | 37,843 | 229 - FRANCISCO GARCIA OCAÑA |

Cronometraje Orbits

| | | | | |
|--|---|---|--|---|
|  |  |  |  |  |
|  |  |  |  |  |

MX Interprovincial de Chiclana

3. PROMESAS 85CC-CLASICAS

Circuito de Chiclana 1,200 km

1ª Manga PROMESAS 85CC-CLASICAS

27/01/2019 11:45

Carrera (15:00 y 2 Vueltas) iniciado a 12:01:21

| Vuelta | Tiempo de vuelta | Dif. resp. 1° | Hora del día |
|-------------------------------------|------------------|---------------|--------------|
| (229) FRANCISCO GARCIA OCAÑA | | | |
| 1 | 1:54.155 | | 12:05:07.627 |
| 2 | 1:56.259 | +2.104 | 12:07:03.886 |
| 3 | 1:55.624 | +1.469 | 12:08:59.510 |
| 4 | 1:58.249 | +4.094 | 12:10:57.759 |
| 5 | 1:57.037 | +2.882 | 12:12:54.796 |
| 6 | 1:56.249 | +2.094 | 12:14:51.045 |
| 7 | 1:55.807 | +1.652 | 12:16:46.852 |
| 8 | 1:55.678 | +1.523 | 12:18:42.530 |
| 9 | 1:56.437 | +2.282 | 12:20:38.967 |

| Vuelta | Tiempo de vuelta | Dif. resp. 1° | Hora del día |
|--|------------------|---------------|--------------|
| (114) MUHAMMAD ARSENIO ALGIFARI | | | |
| 1 | 1:56.744 | +0.926 | 12:05:13.726 |
| 2 | 1:55.818 | | 12:07:09.544 |
| 3 | 1:58.054 | +2.236 | 12:09:07.598 |
| 4 | 1:56.160 | +0.342 | 12:11:03.758 |
| 5 | 1:57.314 | +1.496 | 12:13:01.072 |
| 6 | 1:56.260 | +0.442 | 12:14:57.332 |
| 7 | 1:55.948 | +0.130 | 12:16:53.280 |
| 8 | 1:56.124 | +0.306 | 12:18:49.404 |
| 9 | 1:57.756 | +1.938 | 12:20:47.160 |

| Vuelta | Tiempo de vuelta | Dif. resp. 1° | Hora del día |
|---------------------------|------------------|---------------|--------------|
| (110) RICHARD PAAT | | | |
| 1 | 1:57.396 | +2.306 | 12:05:19.339 |
| 2 | 1:58.100 | +3.010 | 12:07:17.439 |
| 3 | 1:57.001 | +1.911 | 12:09:14.440 |
| 4 | 1:55.090 | | 12:11:09.530 |
| 5 | 1:57.798 | +2.708 | 12:13:07.328 |
| 6 | 1:55.815 | +0.725 | 12:15:03.143 |
| 7 | 1:55.486 | +0.396 | 12:16:58.629 |
| 8 | 1:55.912 | +0.822 | 12:18:54.541 |
| 9 | 1:58.484 | +3.394 | 12:20:53.025 |

| Vuelta | Tiempo de vuelta | Dif. resp. 1° | Hora del día |
|------------------------------------|------------------|---------------|--------------|
| (75) ARDYANSYAH SHEVA ANELA | | | |
| 1 | 1:58.919 | +3.981 | 12:05:18.424 |
| 2 | 1:58.329 | +3.391 | 12:07:16.753 |
| 3 | 1:56.738 | +1.800 | 12:09:13.491 |
| 4 | 1:58.525 | +3.587 | 12:11:12.016 |
| 5 | 1:56.039 | +1.101 | 12:13:08.055 |
| 6 | 1:56.715 | +1.777 | 12:15:04.770 |
| 7 | 1:54.938 | | 12:16:59.708 |
| 8 | 2:06.131 | +11.193 | 12:19:05.839 |
| 9 | 2:02.320 | +7.382 | 12:21:08.159 |

| Vuelta | Tiempo de vuelta | Dif. resp. 1° | Hora del día |
|------------------------------------|------------------|---------------|--------------|
| (24) JACOBO VAZQUEZ SANCHEZ | | | |
| 1 | 2:04.067 | +1.416 | 12:05:31.508 |
| 2 | 2:03.642 | +0.991 | 12:07:35.150 |
| 3 | 2:03.572 | +0.921 | 12:09:38.722 |
| 4 | 2:05.056 | +2.405 | 12:11:43.778 |
| 5 | 2:06.085 | +3.434 | 12:13:49.863 |
| 6 | 2:02.651 | | 12:15:52.514 |
| 7 | 2:04.914 | +2.263 | 12:17:57.428 |
| 8 | 2:04.101 | +1.450 | 12:20:01.529 |
| 9 | 2:06.263 | +3.612 | 12:22:07.792 |

| Vuelta | Tiempo de vuelta | Dif. resp. 1° | Hora del día |
|-----------------------|------------------|---------------|--------------|
| (22) HUGO NORK | | | |
| 1 | 2:03.625 | +4.654 | 12:06:03.318 |
| 2 | 2:05.541 | +6.570 | 12:08:08.859 |
| 3 | 2:01.816 | +2.845 | 12:10:10.675 |
| 4 | 2:01.090 | +2.119 | 12:12:11.765 |
| 5 | 2:02.722 | +3.751 | 12:14:14.487 |
| 6 | 2:02.545 | +3.574 | 12:16:17.032 |
| 7 | 2:03.911 | +4.940 | 12:18:20.943 |
| 8 | 1:58.971 | | 12:20:19.914 |
| 9 | 2:04.125 | +5.154 | 12:22:24.039 |

| Vuelta | Tiempo de vuelta | Dif. resp. 1° | Hora del día |
|-------------------------------------|------------------|---------------|--------------|
| (85) JONATHAN ROMERO CORDERO | | | |
| 1 | 2:06.674 | +3.004 | 12:05:37.519 |
| 2 | 2:05.751 | +2.081 | 12:07:43.270 |
| 3 | 2:04.080 | +0.410 | 12:09:47.350 |
| 4 | 2:04.638 | +0.968 | 12:11:51.988 |
| 5 | 2:05.739 | +2.069 | 12:13:57.727 |
| 6 | 2:03.670 | | 12:16:01.397 |
| 7 | 2:07.487 | +3.817 | 12:18:08.884 |
| 8 | 2:05.045 | +1.375 | 12:20:13.929 |
| 9 | 2:26.490 | +22.820 | 12:22:40.419 |

| Vuelta | Tiempo de vuelta | Dif. resp. 1° | Hora del día |
|-------------------------------|------------------|---------------|--------------|
| (21) ADAY ROJAS ROBLES | | | |
| 1 | 2:09.561 | +3.157 | 12:05:36.227 |
| 2 | 2:09.758 | +3.354 | 12:07:45.985 |
| 3 | 2:06.509 | +0.105 | 12:09:52.494 |
| 4 | 2:08.722 | +2.318 | 12:12:01.216 |
| 5 | 2:07.987 | +1.583 | 12:14:09.203 |
| 6 | 2:07.048 | +0.644 | 12:16:16.251 |
| 7 | 2:06.404 | | 12:18:22.655 |
| 8 | 2:13.068 | +6.664 | 12:20:35.723 |
| 9 | 2:16.160 | +9.756 | 12:22:51.883 |

| Vuelta | Tiempo de vuelta | Dif. resp. 1° | Hora del día |
|-------------------------------------|------------------|---------------|--------------|
| (112) VICTOR BELTRAN CORONEL | | | |
| 1 | 2:07.331 | | 12:05:41.538 |
| 2 | 2:08.114 | +0.783 | 12:07:49.652 |
| 3 | 2:07.866 | +0.535 | 12:09:57.518 |
| 4 | 2:10.281 | +2.950 | 12:12:07.799 |
| 5 | 2:11.423 | +4.092 | 12:14:19.222 |
| 6 | 2:09.567 | +2.236 | 12:16:28.789 |
| 7 | 2:10.694 | +3.363 | 12:18:39.483 |
| 8 | 2:12.592 | +5.261 | 12:20:52.075 |

| Vuelta | Tiempo de vuelta | Dif. resp. 1° | Hora del día |
|-------------------------------|------------------|---------------|--------------|
| (8) RAUL MARTIN GALVAN | | | |
| 1 | 2:09.798 | +2.078 | 12:06:01.893 |
| 2 | 2:09.144 | +1.424 | 12:08:11.037 |
| 3 | 2:07.720 | | 12:10:18.757 |
| 4 | 2:07.922 | +0.202 | 12:12:26.679 |
| 5 | 2:10.206 | +2.486 | 12:14:36.885 |
| 6 | 2:19.033 | +11.313 | 12:16:55.918 |
| 7 | 2:09.153 | +1.433 | 12:19:05.071 |
| 8 | 2:10.828 | +3.108 | 12:21:15.899 |

| Vuelta | Tiempo de vuelta | Dif. resp. 1° | Hora del día |
|--------------------------------------|------------------|---------------|--------------|
| (76) ALBERTO CORBACHO AGUILAR | | | |
| 1 | 2:18.878 | +4.720 | 12:06:09.764 |
| 2 | 2:18.994 | +4.836 | 12:08:28.758 |
| 3 | 2:17.020 | +2.862 | 12:10:45.778 |
| 4 | 2:21.292 | +7.134 | 12:13:07.070 |
| 5 | 2:16.949 | +2.791 | 12:15:24.019 |
| 6 | 2:15.898 | +1.740 | 12:17:39.917 |
| 7 | 2:18.288 | +4.130 | 12:19:58.205 |
| 8 | 2:14.158 | | 12:22:12.363 |

| Vuelta | Tiempo de vuelta | Dif. resp. 1° | Hora del día |
|------------------------------------|------------------|---------------|--------------|
| (19) ANTONIO GALIANO ARENGA | | | |
| 1 | 2:07.993 | +1.380 | 12:05:41.133 |
| 2 | 2:06.613 | | 12:07:47.746 |
| 3 | 3:41.169 | +1:34.556 | 12:11:28.915 |
| 4 | 2:21.805 | +15.192 | 12:13:50.720 |
| 5 | 2:17.044 | +10.431 | 12:16:07.764 |
| 6 | 2:44.004 | +37.391 | 12:18:51.768 |
| 7 | 2:22.141 | +15.528 | 12:21:13.909 |

| Vuelta | Tiempo de vuelta | Dif. resp. 1° | Hora del día |
|----------------------------------|------------------|---------------|--------------|
| (317) JERONIMO MUÑOZ SOTO | | | |
| 1 | 2:29.899 | +2.540 | 12:06:15.588 |
| 2 | 2:28.954 | +1.595 | 12:08:44.542 |
| 3 | 2:31.871 | +4.512 | 12:11:16.413 |

| Vuelta | Tiempo de vuelta | Dif. resp. 1° | Hora del día |
|-------------------------------------|------------------|---------------|--------------|
| 4 | 2:32.236 | +4.877 | 12:13:48.649 |
| 5 | 2:36.475 | +9.116 | 12:16:25.124 |
| 6 | 2:32.941 | +5.582 | 12:18:58.065 |
| 7 | 2:27.359 | | 12:21:25.424 |
| (77) JOSE VILLANUEVA JUNCOSA | | | |
| 1 | 2:29.718 | +2.050 | 12:06:35.410 |
| 2 | 2:27.668 | | 12:09:03.078 |
| 3 | 2:30.478 | +2.810 | 12:11:33.556 |
| 4 | 2:30.922 | +3.254 | 12:14:04.478 |
| 5 | 2:36.708 | +9.040 | 12:16:41.186 |
| 6 | 2:36.964 | +9.296 | 12:19:18.150 |
| 7 | 2:31.452 | +3.784 | 12:21:49.602 |

| Vuelta | Tiempo de vuelta | Dif. resp. 1° | Hora del día |
|---------------------------------|------------------|---------------|--------------|
| (7) ENRIQUE LEON GALLEGO | | | |
| 1 | 2:30.907 | | 12:06:32.783 |
| 2 | 2:34.554 | +3.647 | 12:09:07.337 |
| 3 | 2:42.063 | +11.156 | 12:11:49.400 |
| 4 | 2:38.990 | +8.083 | 12:14:28.390 |
| 5 | 2:36.869 | +5.962 | 12:17:05.259 |
| 6 | 2:36.474 | +5.567 | 12:19:41.733 |
| 7 | 2:48.030 | +17.123 | 12:22:29.763 |

| Vuelta | Tiempo de vuelta | Dif. resp. 1° | Hora del día |
|--|------------------|---------------|--------------|
| (61) FRANCISCO PALMAS RODRIGUEZ | | | |
| 1 | 2:54.793 | | 12:07:46.274 |
| 2 | 7:39.378 | +4:44.585 | 12:15:25.652 |
| 3 | 3:34.514 | +39.721 | 12:19:00.166 |
| 4 | 3:35.630 | +40.837 | 12:22:35.796 |

| Vuelta | Tiempo de vuelta | Dif. resp. 1° | Hora del día |
|------------------------------------|------------------|---------------|--------------|
| (51) RAUL CARDENAS ESPINOSA | | | |
| 1 | 2:05.721 | | 12:05:33.873 |
| 2 | 2:06.394 | +0.673 | 12:07:40.267 |
| 3 | 2:06.186 | +0.465 | 12:09:46.453 |

| Vuelta | Tiempo de vuelta | Dif. resp. 1° | Hora del día |
|-------------------------------------|------------------|---------------|--------------|
| (14) JOSE ANTONIO RUIZ AVILA | | | |
| 1 | 2:22.765 | +7.441 | 12:06:18.051 |
| 2 | 2:15.324 | | 12:08:33.375 |
| 3 | 2:17.857 | +2.533 | 12:10:51.232 |

MX Interprovincial de Chiclana

Vuelta a vuelta

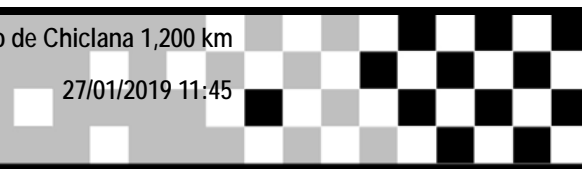
3. PROMESAS 85CC-CLASICAS

Circuito de Chiclana 1,200 km

1ª Manga PROMESAS 85CC-CLASICAS

27/01/2019 11:45

Carrera (15:00 y 2 Vueltas) iniciado a 12:01:21



| Competidores | Vueltas | | | | | | | | | | |
|---------------------------------|---------|-----|-----|-----|-----|-----|-----|-----|-----|-----|-----|
| | 0 | 1 | 2 | 3 | 4 | 5 | 6 | 7 | 8 | 9 | |
| FRANCISCO GARCIA OCAÑA (229) | 1 | 229 | 229 | 229 | 229 | 229 | 229 | 229 | 229 | 229 | 229 |
| MUHAMMAD ARSENIO ALGIFARI (114) | 2 | 114 | 114 | 114 | 114 | 114 | 114 | 114 | 114 | 114 | 114 |
| ARDYANSYAH SHEVA ANELA (75) | 3 | 75 | 75 | 75 | 75 | 110 | 110 | 110 | 110 | 110 | 110 |
| RICHARD PAAT (110) | 4 | 110 | 110 | 110 | 110 | 75 | 75 | 75 | 75 | 75 | 75 |
| ADAY ROJAS ROBLES (21) | 5 | 21 | 24 | 24 | 24 | 24 | 24 | 24 | 24 | 24 | 24 |
| JACOBO VAZQUEZ SANCHEZ (24) | 6 | 24 | 51 | 51 | 51 | 85 | 85 | 85 | 85 | 85 | 22 |
| RAUL CARDENAS ESPINOSA (51) | 7 | 51 | 21 | 85 | 85 | 21 | 21 | 21 | 22 | 22 | 85 |
| JONATHAN ROMERO CORDERO (85) | 8 | 85 | 85 | 21 | 21 | 112 | 22 | 22 | 21 | 21 | 21 |
| ANTONIO GALIANO ARENGA (19) | 9 | 19 | 19 | 19 | 112 | 22 | 112 | 112 | 112 | 112 | |
| VICTOR BELTRAN CORONEL (112) | 10 | 112 | 112 | 112 | 22 | 8 | 8 | 8 | 8 | 8 | 8 |
| JERONIMO MUÑOZ SOTO (317) | 11 | 317 | 8 | 22 | 8 | 76 | 76 | 76 | 76 | 76 | 76 |
| ALBERTO CORBACHO AGUILAR (76) | 12 | 76 | 22 | 8 | 76 | 317 | 19 | 19 | 19 | | |
| RAUL MARTIN GALVAN (8) | 13 | 8 | 76 | 76 | 14 | 19 | 317 | 317 | 317 | | |
| JOSE ANTONIO RUIZ AVILA (14) | 14 | 14 | 317 | 14 | 317 | 77 | 77 | 77 | 77 | | |
| HUGO NORK (22) | 15 | 22 | 14 | 317 | 19 | 7 | 7 | 7 | 7 | | |
| ENRIQUE LEON GALLEGO (7) | 16 | 7 | 7 | 77 | 77 | 61 | | | | | |
| JOSE VILLANUEVA JUNCOSA (77) | 17 | 77 | 77 | 7 | 7 | | | | | | |
| FRANCISCO PALMAS RODRIGUEZ (61) | 18 | 61 | 61 | 61 | 61 | | | | | | |

MX Interprovincial de Chiclana

Clasificado por vueltas

3. PROMESAS 85CC-CLASICAS

Circuito de Chiclana 1,200 km

2ª Manga PROMESAS 85CC-CLASICAS

27/01/2019 13:50

Carrera (15:00 y 2 Vueltas) iniciado a 13:58:08

| Pos. | Nº | Nombre | Vueltas | Total Tº | Dif. resp. 1º | Mejor Tm | Puntos | Clase |
|------|-----|---------------------------|---------|-----------|---------------|----------|--------|----------------|
| 1 | 229 | FRANCISCO GARCIA OCAÑA | 9 | 19:31.245 | | 1:54.167 | 25 | PROMESAS 85 CC |
| 2 | 114 | MUHAMMAD ARSENIO ALGIFARI | 9 | 19:54.216 | 22.971 | 1:57.201 | 22 | PROMESAS 85 CC |
| 3 | 22 | HUGO NORK | 9 | 19:57.842 | 26.597 | 1:57.182 | 20 | PROMESAS 85 CC |
| 4 | 110 | RICHARD PAAT | 9 | 20:24.481 | 53.236 | 1:58.920 | 18 | PROMESAS 85 CC |
| 5 | 75 | ARDYANSYAH SHEVA ANELA | 9 | 20:38.725 | 1:07.480 | 1:58.543 | 16 | PROMESAS 85 CC |
| 6 | 24 | JACOBO VAZQUEZ SANCHEZ | 9 | 20:42.265 | 1:11.020 | 2:00.669 | 15 | PROMESAS 85 CC |
| 7 | 21 | ADAY ROJAS ROBLES | 9 | 21:34.954 | 2:03.709 | 2:07.836 | 14 | PROMESAS 85 CC |
| 8 | 85 | JONATHAN ROMERO CORDERO | 9 | 21:38.169 | 2:06.924 | 2:05.242 | 13 | PROMESAS 85 CC |
| 9 | 51 | RAUL CARDENAS ESPINOSA | 8 | 19:36.685 | 1 Vuelta | 2:07.049 | 12 | PROMESAS 85 CC |
| 10 | 8 | RAUL MARTIN GALVAN | 8 | 19:48.040 | 1 Vuelta | 2:06.961 | 25 | CLASICAS OPEN |
| 11 | 112 | VICTOR BELTRAN CORONEL | 8 | 20:09.271 | 1 Vuelta | 2:08.168 | 11 | PROMESAS 85 CC |
| 12 | 19 | ANTONIO GALIANO ARENGA | 8 | 20:20.635 | 1 Vuelta | 2:12.597 | 10 | PROMESAS 85 CC |
| 13 | 76 | ALBERTO CORBACHO AGUILAR | 8 | 21:22.125 | 1 Vuelta | 2:16.942 | 22 | CLASICAS OPEN |
| 14 | 317 | JERONIMO MUÑOZ SOTO | 7 | 20:19.056 | 2 Vueltas | 2:23.576 | 9 | PROMESAS 85 CC |

No clasificado

| | | | | | | | | |
|----|----|-------------------------|---|-----------|----|----------|---|----------------|
| NT | 14 | JOSE ANTONIO RUIZ AVILA | 6 | 16:39.288 | NT | 2:14.289 | 0 | PROMESAS 85 CC |
| NT | 7 | ENRIQUE LEON GALLEGO | 3 | 11:07.052 | NT | 2:36.561 | 0 | CLASICAS OPEN |

| Márgen de victoria | Velocidad media | Mejor tº de vuelta | Mejor Vel. | Mejor vuelta para |
|--------------------|-----------------|--------------------|------------|------------------------------|
| 22.971 | 33,195 | 1:54.167 | 37,839 | 229 - FRANCISCO GARCIA OCAÑA |

Cronometraje

Orbits



MX Interprovincial de Chiclana

Clasificado por vueltas

3. PROMESAS 85CC-CLASICAS

Circuito de Chiclana 1,200 km

2ª Manga PROMESAS 85CC-CLASICAS

27/01/2019 13:50

Carrera (15:00 y 2 Vueltas) iniciado a 13:58:08

| Pos. | Nº | Nombre | Vueltas | Total Tº | Dif. resp. 1º | Mejor Tm | Puntos | Clase |
|------|----|--------|---------|----------|---------------|----------|--------|-------|
|------|----|--------|---------|----------|---------------|----------|--------|-------|

CLASICAS OPEN

| | | | | | | | | |
|---|----|--------------------------|---|-----------|----------|----------|----|---------------|
| 1 | 8 | RAUL MARTIN GALVAN | 8 | 19:48.040 | | 2:06.961 | 25 | CLASICAS OPEN |
| 2 | 76 | ALBERTO CORBACHO AGUILAR | 8 | 21:22.125 | 1:34.085 | 2:16.942 | 22 | CLASICAS OPEN |

No clasificado

| | | | | | | | | |
|----|---|----------------------|---|-----------|----|----------|---|---------------|
| NT | 7 | ENRIQUE LEON GALLEGO | 3 | 11:07.052 | NT | 2:36.561 | 0 | CLASICAS OPEN |
|----|---|----------------------|---|-----------|----|----------|---|---------------|

PROMESAS 85 CC

| | | | | | | | | |
|----|-----|---------------------------|---|-----------|-----------|----------|----|----------------|
| 1 | 229 | FRANCISCO GARCIA OCAÑA | 9 | 19:31.245 | | 1:54.167 | 25 | PROMESAS 85 CC |
| 2 | 114 | MUHAMMAD ARSENIO ALGIFARI | 9 | 19:54.216 | 22.971 | 1:57.201 | 22 | PROMESAS 85 CC |
| 3 | 22 | HUGO NORK | 9 | 19:57.842 | 26.597 | 1:57.182 | 20 | PROMESAS 85 CC |
| 4 | 110 | RICHARD PAAT | 9 | 20:24.481 | 53.236 | 1:58.920 | 18 | PROMESAS 85 CC |
| 5 | 75 | ARDYANSYAH SHEVA ANELA | 9 | 20:38.725 | 1:07.480 | 1:58.543 | 16 | PROMESAS 85 CC |
| 6 | 24 | JACOBO VAZQUEZ SANCHEZ | 9 | 20:42.265 | 1:11.020 | 2:00.669 | 15 | PROMESAS 85 CC |
| 7 | 21 | ADAY ROJAS ROBLES | 9 | 21:34.954 | 2:03.709 | 2:07.836 | 14 | PROMESAS 85 CC |
| 8 | 85 | JONATHAN ROMERO CORDERO | 9 | 21:38.169 | 2:06.924 | 2:05.242 | 13 | PROMESAS 85 CC |
| 9 | 51 | RAUL CARDENAS ESPINOSA | 8 | 19:36.685 | 1 Vuelta | 2:07.049 | 12 | PROMESAS 85 CC |
| 10 | 112 | VICTOR BELTRAN CORONEL | 8 | 20:09.271 | 1 Vuelta | 2:08.168 | 11 | PROMESAS 85 CC |
| 11 | 19 | ANTONIO GALIANO ARENGA | 8 | 20:20.635 | 1 Vuelta | 2:12.597 | 10 | PROMESAS 85 CC |
| 12 | 317 | JERONIMO MUÑOZ SOTO | 7 | 20:19.056 | 2 Vueltas | 2:23.576 | 9 | PROMESAS 85 CC |

No clasificado

| | | | | | | | | |
|----|----|-------------------------|---|-----------|----|----------|---|----------------|
| NT | 14 | JOSE ANTONIO RUIZ AVILA | 6 | 16:39.288 | NT | 2:14.289 | 0 | PROMESAS 85 CC |
|----|----|-------------------------|---|-----------|----|----------|---|----------------|

| Márgen de victoria | Velocidad media | Mejor tº de vuelta | Mejor Vel. | Mejor vuelta para |
|--------------------|-----------------|--------------------|------------|------------------------------|
| 22.971 | 33,195 | 1:54.167 | 37,839 | 229 - FRANCISCO GARCIA OCAÑA |

Cronometraje

Orbits



MX Interprovincial de Chiclana

3. PROMESAS 85CC-CLASICAS

Circuito de Chiclana 1,200 km

2ª Manga PROMESAS 85CC-CLASICAS

27/01/2019 13:50

Carrera (15:00 y 2 Vueltas) iniciado a 13:58:08

| Vuelta | Tiempo de vuelta | Dif. resp. 1° | Hora del día |
|-------------------------------------|------------------|---------------|--------------|
| (229) FRANCISCO GARCIA OCAÑA | | | |
| 1 | 1:54.167 | | 14:01:54.725 |
| 2 | 1:55.543 | +1.376 | 14:03:50.268 |
| 3 | 1:55.696 | +1.529 | 14:05:45.964 |
| 4 | 1:57.022 | +2.855 | 14:07:42.986 |
| 5 | 1:57.991 | +3.824 | 14:09:40.977 |
| 6 | 1:59.135 | +4.968 | 14:11:40.112 |
| 7 | 1:58.016 | +3.849 | 14:13:38.128 |
| 8 | 2:00.082 | +5.915 | 14:15:38.210 |
| 9 | 2:01.949 | +7.782 | 14:17:40.159 |

| Vuelta | Tiempo de vuelta | Dif. resp. 1° | Hora del día |
|--|------------------|---------------|--------------|
| (114) MUHAMMAD ARSENIO ALGIFARI | | | |
| 1 | 1:59.604 | +2.403 | 14:02:05.414 |
| 2 | 1:57.201 | | 14:04:02.615 |
| 3 | 1:58.627 | +1.426 | 14:06:01.242 |
| 4 | 1:58.219 | +1.018 | 14:07:59.461 |
| 5 | 2:00.486 | +3.285 | 14:09:59.947 |
| 6 | 1:59.590 | +2.389 | 14:11:59.537 |
| 7 | 2:00.688 | +3.487 | 14:14:00.225 |
| 8 | 2:01.195 | +3.994 | 14:16:01.420 |
| 9 | 2:01.710 | +4.509 | 14:18:03.130 |

| Vuelta | Tiempo de vuelta | Dif. resp. 1° | Hora del día |
|-----------------------|------------------|---------------|--------------|
| (22) HUGO NORK | | | |
| 1 | 1:59.522 | +2.340 | 14:02:08.041 |
| 2 | 1:57.182 | | 14:04:05.223 |
| 3 | 1:59.671 | +2.489 | 14:06:04.894 |
| 4 | 1:59.795 | +2.613 | 14:08:04.689 |
| 5 | 1:59.681 | +2.499 | 14:10:04.370 |
| 6 | 2:00.177 | +2.995 | 14:12:04.547 |
| 7 | 2:00.204 | +3.022 | 14:14:04.751 |
| 8 | 2:01.573 | +4.391 | 14:16:06.324 |
| 9 | 2:00.432 | +3.250 | 14:18:06.756 |

| Vuelta | Tiempo de vuelta | Dif. resp. 1° | Hora del día |
|---------------------------|------------------|---------------|--------------|
| (110) RICHARD PAAT | | | |
| 1 | 1:58.920 | | 14:02:27.412 |
| 2 | 1:59.726 | +0.806 | 14:04:27.138 |
| 3 | 1:59.652 | +0.732 | 14:06:26.790 |
| 4 | 2:00.652 | +1.732 | 14:08:27.442 |
| 5 | 2:01.446 | +2.526 | 14:10:28.888 |
| 6 | 1:59.816 | +0.896 | 14:12:28.704 |
| 7 | 2:02.360 | +3.440 | 14:14:31.064 |
| 8 | 2:00.967 | +2.047 | 14:16:32.031 |
| 9 | 2:01.364 | +2.444 | 14:18:33.395 |

| Vuelta | Tiempo de vuelta | Dif. resp. 1° | Hora del día |
|------------------------------------|------------------|---------------|--------------|
| (75) ARDYANSYAH SHEVA ANELA | | | |
| 1 | 2:06.616 | +8.073 | 14:02:36.378 |
| 2 | 2:00.664 | +2.121 | 14:04:37.042 |
| 3 | 2:04.604 | +6.061 | 14:06:41.646 |
| 4 | 2:01.286 | +2.743 | 14:08:42.932 |
| 5 | 2:00.911 | +2.368 | 14:10:43.843 |
| 6 | 2:01.781 | +3.238 | 14:12:45.624 |
| 7 | 2:02.830 | +4.287 | 14:14:48.454 |
| 8 | 2:00.642 | +2.099 | 14:16:49.096 |
| 9 | 1:58.543 | | 14:18:47.639 |

| Vuelta | Tiempo de vuelta | Dif. resp. 1° | Hora del día |
|------------------------------------|------------------|---------------|--------------|
| (24) JACOBO VAZQUEZ SANCHEZ | | | |
| 1 | 2:05.407 | +4.738 | 14:02:18.193 |
| 2 | 2:04.622 | +3.953 | 14:04:22.815 |
| 3 | 2:06.379 | +5.710 | 14:06:29.194 |
| 4 | 2:04.964 | +4.295 | 14:08:34.158 |
| 5 | 2:04.250 | +3.581 | 14:10:38.408 |
| 6 | 2:04.611 | +3.942 | 14:12:43.019 |
| 7 | 2:04.749 | +4.080 | 14:14:47.768 |
| 8 | 2:00.669 | | 14:16:48.437 |
| 9 | 2:02.742 | +2.073 | 14:18:51.179 |

| Vuelta | Tiempo de vuelta | Dif. resp. 1° | Hora del día |
|-------------------------------|------------------|---------------|--------------|
| (21) ADAY ROJAS ROBLES | | | |
| 1 | 2:08.270 | +0.434 | 14:02:22.508 |
| 2 | 2:07.935 | +0.099 | 14:04:30.443 |
| 3 | 2:07.985 | +0.149 | 14:06:38.428 |
| 4 | 2:07.836 | | 14:08:46.264 |
| 5 | 2:11.694 | +3.858 | 14:10:57.958 |
| 6 | 2:12.506 | +4.670 | 14:13:10.464 |
| 7 | 2:12.140 | +4.304 | 14:15:22.604 |
| 8 | 2:11.532 | +3.696 | 14:17:34.136 |
| 9 | 2:09.732 | +1.896 | 14:19:43.868 |

| Vuelta | Tiempo de vuelta | Dif. resp. 1° | Hora del día |
|-------------------------------------|------------------|---------------|--------------|
| (85) JONATHAN ROMERO CORDERO | | | |
| 1 | 2:27.316 | +22.074 | 14:02:42.834 |
| 2 | 2:07.307 | +2.065 | 14:04:50.141 |
| 3 | 2:07.275 | +2.033 | 14:06:57.416 |
| 4 | 2:10.844 | +5.602 | 14:09:08.260 |
| 5 | 2:08.569 | +3.327 | 14:11:16.829 |
| 6 | 2:08.188 | +2.946 | 14:13:25.017 |
| 7 | 2:08.680 | +3.438 | 14:15:33.697 |
| 8 | 2:05.242 | | 14:17:38.939 |
| 9 | 2:08.144 | +2.902 | 14:19:47.083 |

| Vuelta | Tiempo de vuelta | Dif. resp. 1° | Hora del día |
|------------------------------------|------------------|---------------|--------------|
| (51) RAUL CARDENAS ESPINOSA | | | |
| 1 | 2:07.049 | | 14:02:23.670 |
| 2 | 2:07.847 | +0.798 | 14:04:31.517 |
| 3 | 2:07.690 | +0.641 | 14:06:39.207 |
| 4 | 2:07.911 | +0.862 | 14:08:47.118 |
| 5 | 2:21.800 | +14.751 | 14:11:08.918 |
| 6 | 2:15.338 | +8.289 | 14:13:24.256 |
| 7 | 2:08.870 | +1.821 | 14:15:33.126 |
| 8 | 2:12.473 | +5.424 | 14:17:45.599 |

| Vuelta | Tiempo de vuelta | Dif. resp. 1° | Hora del día |
|-------------------------------|------------------|---------------|--------------|
| (8) RAUL MARTIN GALVAN | | | |
| 1 | 2:06.961 | | 14:02:38.130 |
| 2 | 2:09.543 | +2.582 | 14:04:47.673 |
| 3 | 2:11.965 | +5.004 | 14:06:59.638 |
| 4 | 2:09.849 | +2.888 | 14:09:09.487 |
| 5 | 2:08.613 | +1.652 | 14:11:18.100 |
| 6 | 2:12.062 | +5.101 | 14:13:30.162 |
| 7 | 2:14.319 | +7.358 | 14:15:44.481 |
| 8 | 2:12.473 | +5.512 | 14:17:56.954 |

| Vuelta | Tiempo de vuelta | Dif. resp. 1° | Hora del día |
|-------------------------------------|------------------|---------------|--------------|
| (112) VICTOR BELTRAN CORONEL | | | |
| 1 | 2:12.089 | +3.921 | 14:03:03.381 |
| 2 | 2:11.211 | +3.043 | 14:05:14.592 |
| 3 | 2:10.430 | +2.262 | 14:07:25.022 |
| 4 | 2:08.168 | | 14:09:33.190 |
| 5 | 2:10.985 | +2.817 | 14:11:44.175 |
| 6 | 2:09.219 | +1.051 | 14:13:53.394 |
| 7 | 2:11.472 | +3.304 | 14:16:04.866 |
| 8 | 2:13.319 | +5.151 | 14:18:18.185 |

| Vuelta | Tiempo de vuelta | Dif. resp. 1° | Hora del día |
|------------------------------------|------------------|---------------|--------------|
| (19) ANTONIO GALIANO ARENGA | | | |
| 1 | 2:16.311 | +3.714 | 14:02:37.188 |
| 2 | 2:16.965 | +4.368 | 14:04:54.153 |
| 3 | 2:12.597 | | 14:07:06.750 |
| 4 | 2:13.431 | +0.834 | 14:09:20.181 |
| 5 | 2:14.117 | +1.520 | 14:11:34.298 |
| 6 | 2:15.553 | +2.956 | 14:13:49.851 |
| 7 | 2:22.228 | +9.631 | 14:16:12.079 |
| 8 | 2:17.470 | +4.873 | 14:18:29.549 |

| Vuelta | Tiempo de vuelta | Dif. resp. 1° | Hora del día |
|--------------------------------------|------------------|---------------|--------------|
| (76) ALBERTO CORBACHO AGUILAR | | | |
| 1 | 2:16.942 | | 14:02:52.549 |
| 2 | 2:20.196 | +3.254 | 14:05:12.745 |

| Vuelta | Tiempo de vuelta | Dif. resp. 1° | Hora del día |
|--------|------------------|---------------|--------------|
| 3 | 2:19.041 | +2.099 | 14:07:31.786 |
| 4 | 2:19.097 | +2.155 | 14:09:50.883 |
| 5 | 2:21.080 | +4.138 | 14:12:11.963 |
| 6 | 2:41.486 | +24.544 | 14:14:53.449 |
| 7 | 2:19.898 | +2.956 | 14:17:13.347 |
| 8 | 2:17.692 | +0.750 | 14:19:31.039 |

| Vuelta | Tiempo de vuelta | Dif. resp. 1° | Hora del día |
|----------------------------------|------------------|---------------|--------------|
| (317) JERONIMO MUÑOZ SOTO | | | |
| 1 | 2:28.103 | +4.527 | 14:03:02.382 |
| 2 | 2:23.576 | | 14:05:25.958 |
| 3 | 2:31.912 | +8.336 | 14:07:57.870 |
| 4 | 2:26.199 | +2.623 | 14:10:24.069 |
| 5 | 2:29.467 | +5.891 | 14:12:53.536 |
| 6 | 2:58.284 | +34.708 | 14:15:51.820 |
| 7 | 2:36.150 | +12.574 | 14:18:27.970 |

| Vuelta | Tiempo de vuelta | Dif. resp. 1° | Hora del día |
|-------------------------------------|------------------|---------------|--------------|
| (14) JOSE ANTONIO RUIZ AVILA | | | |
| 1 | 2:14.289 | | 14:02:35.681 |
| 2 | 2:20.781 | +6.492 | 14:04:56.462 |
| 3 | 2:20.767 | +6.478 | 14:07:17.229 |
| 4 | 2:42.337 | +28.048 | 14:09:59.566 |
| 5 | 2:26.050 | +11.761 | 14:12:25.616 |
| 6 | 2:22.586 | +8.297 | 14:14:48.202 |

| Vuelta | Tiempo de vuelta | Dif. resp. 1° | Hora del día |
|---------------------------------|------------------|---------------|--------------|
| (7) ENRIQUE LEON GALLEGO | | | |
| 1 | 2:36.561 | | 14:03:27.448 |
| 2 | 2:37.417 | +0.856 | 14:06:04.865 |
| 3 | 3:11.101 | +34.540 | 14:09:15.966 |

MX Interprovincial de Chiclana

Vuelta a vuelta

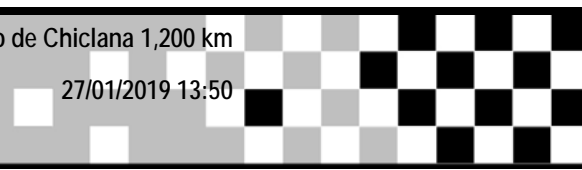
3. PROMESAS 85CC-CLASICAS

Circuito de Chiclana 1,200 km

2ª Manga PROMESAS 85CC-CLASICAS

27/01/2019 13:50

Carrera (15:00 y 2 Vueltas) iniciado a 13:58:08



| Competidores | Vueltas | | | | | | | | | |
|---------------------------------|---------|-----|-----|-----|-----|-----|-----|-----|-----|-----|
| | 0 | 1 | 2 | 3 | 4 | 5 | 6 | 7 | 8 | 9 |
| FRANCISCO GARCIA OCAÑA (229) | 1 | 229 | 229 | 229 | 229 | 229 | 229 | 229 | 229 | 229 |
| MUHAMMAD ARSENIO ALGIFARI (114) | 2 | 114 | 114 | 114 | 114 | 114 | 114 | 114 | 114 | 114 |
| HUGO NORK (22) | 3 | 22 | 22 | 22 | 22 | 22 | 22 | 22 | 22 | 22 |
| JACOBO VAZQUEZ SANCHEZ (24) | 4 | 24 | 24 | 110 | 110 | 110 | 110 | 110 | 110 | 110 |
| ADAY ROJAS ROBLES (21) | 5 | 21 | 21 | 110 | 24 | 24 | 24 | 24 | 24 | 75 |
| JONATHAN ROMERO CORDERO (85) | 6 | 85 | 51 | 21 | 21 | 75 | 75 | 75 | 75 | 24 |
| RAUL CARDENAS ESPINOSA (51) | 7 | 51 | 110 | 51 | 51 | 21 | 21 | 21 | 21 | 21 |
| ANTONIO GALIANO ARENGA (19) | 8 | 19 | 14 | 75 | 75 | 51 | 51 | 51 | 85 | 85 |
| JOSE ANTONIO RUIZ AVILA (14) | 9 | 14 | 75 | 8 | 85 | 85 | 85 | 85 | 85 | 51 |
| RICHARD PAAT (110) | 10 | 110 | 19 | 85 | 8 | 8 | 8 | 8 | 8 | 8 |
| ARDYANSYAH SHEVA ANELA (75) | 11 | 75 | 8 | 19 | 19 | 19 | 19 | 112 | 112 | 112 |
| RAUL MARTIN GALVAN (8) | 12 | 8 | 85 | 14 | 14 | 112 | 112 | 112 | 19 | 19 |
| JERONIMO MUÑOZ SOTO (317) | 13 | 317 | 76 | 76 | 112 | 76 | 76 | 14 | 76 | 76 |
| ALBERTO CORBACHO AGUILAR (76) | 14 | 76 | 317 | 112 | 76 | 14 | 14 | 76 | 317 | 317 |
| ENRIQUE LEON GALLEGO (7) | 15 | 7 | 112 | 317 | 317 | 317 | 317 | 317 | 317 | 317 |
| VICTOR BELTRAN CORONEL (112) | 16 | 112 | 7 | 7 | 7 | 7 | 7 | 7 | 7 | 7 |

MX Interprovincial de Chiclana

3. PROMESAS 85CC-CLASICAS

Circuito de Chiclana 1,200 km

GENERAL PROMESAS 85 CC- CLÁSICAS

| Pos. | Nº | Nombre | total puntos | 1Chi | 2Chi | Marca | Club |
|-----------------------|-----|----------------------------|--------------|------|------|-----------|-----------------------------|
| CLASICAS 85 CC | | | | | | | |
| 1 | 77 | JOSE VILLANUEVA JUNCOSA | 25 | 25 | -- | KTM | C.D. MX JEREZ |
| CLASICAS OPEN | | | | | | | |
| 1 | 8 | RAUL MARTIN GALVAN | 50 | 25 | 25 | YAMAHA | M.C. CORIA |
| 2 | 76 | ALBERTO CORBACHO AGUILAR | 44 | 22 | 22 | HONDA | M.C. RONDA |
| 3 | 7 | ENRIQUE LEON GALLEGO | 20 | 20 | 0 | YAMAHA | M.C. RONDA |
| PROMESAS 85 CC | | | | | | | |
| 1 | 229 | FRANCISCO GARCIA OCAÑA | 50 | 25 | 25 | HUSQVARNA | ESC. ZAMBRANA |
| 2 | 114 | MUHAMMAD ARSENIO ALGIFARI | 44 | 22 | 22 | | M.C. VILLA DE OJEN |
| 3 | 110 | RICHARD PAAT | 38 | 20 | 18 | | M.C. VILLA DE OJEN |
| 4 | 22 | HUGO NORK | 35 | 15 | 20 | | C.D. VILLA DE OJEN |
| 5 | 75 | ARDYANSYAH SHEVA ANELA | 34 | 18 | 16 | | M.C. VILLA DE OJEN |
| 6 | 24 | JACOBO VAZQUEZ SANCHEZ | 31 | 16 | 15 | KTM | M.C. MORON |
| 7 | 21 | ADAY ROJAS ROBLES | 27 | 13 | 14 | HUSQVARNA | M.C. ENDURO-CROSS SAN ROQUE |
| 8 | 85 | JONATHAN ROMERO CORDERO | 27 | 14 | 13 | KTM | M.C. SANLUQUEÑO |
| 9 | 112 | VICTOR BELTRAN CORONEL | 23 | 12 | 11 | HUSQVARNA | M.C. ALESER |
| 10 | 19 | ANTONIO GALIANO ARENGA | 21 | 11 | 10 | HUSQVARNA | M.C. ALESER |
| 11 | 317 | JERONIMO MUÑOZ SOTO | 19 | 10 | 9 | | M.C. REBUFO CHICLANA |
| 12 | 51 | RAUL CARDENAS ESPINOSA | 12 | 0 | 12 | KTM | M.C. MORON |
| 13 | 61 | FRANCISCO PALMAS RODRIGUEZ | 9 | 9 | -- | KTM | C.D. MURIEL RACING TEAM |
| NT | 14 | JOSE ANTONIO RUIZ AVILA | 0 | 0 | 0 | | M.C. REBUFO CHICLANA |

MX Interprovincial de Chiclana

Clasificado por mejor tiempo de vuelta

4. 50cc AUTO.-ALEVIN 65cc

Circuito de Chiclana 1,200 km

Cronometrados 50cc AUTO.-ALEVIN 65cc

27/01/2019 10:35

Clasificación (10:00 Tiempo) iniciado a 10:32:11

| Pos. | Nº | Nombre | Apellido/s | Marca | Dif. resp. 1º | Mejor Tm | Vueltas | Clase |
|------|-----|---------------|---------------------|-----------|---------------|----------|---------|-------------------|
| 1 | 212 | JAIME | BORREGO ARIAS | | | 2:16.252 | 3 | 4 ALEVÍN 65 CC |
| 2 | 24 | JOSÉ | LAVADO GONZALEZ | KTM | 3.863 | 2:20.115 | 3 | 3 ALEVÍN 65 CC |
| 3 | 94 | PABLO | LORA CABALLERO | KTM | 5.244 | 2:21.496 | 3 | 3 ALEVÍN 65 CC |
| 4 | 14 | JOSE LUIS | MORENO PANIAGUA | KTM | 6.719 | 2:22.971 | 3 | 3 ALEVÍN 65 CC |
| 5 | 223 | ALEJANDRO | TORRES FERNANDEZ | | 7.328 | 2:23.580 | 2 | 4 ALEVÍN 65 CC |
| 6 | 27 | ALONSO | PAREJO GONZALEZ | KTM | 8.480 | 2:24.732 | 1 | 3 ALEVÍN 65 CC |
| 7 | 21 | AITOR | AGUIAR MARTIN | KTM | 8.605 | 2:24.857 | 2 | 2 ALEVÍN 65 CC |
| 8 | 317 | JOSE | OTERO PINTO | YAMAHA | 9.084 | 2:25.336 | 4 | 4 ALEVÍN 65 CC |
| 9 | 320 | SERGIO | NAVARRO GAMERO | | 9.387 | 2:25.639 | 1 | 3 50 CC AUTOMATIC |
| 10 | 7 | AMINE | BELCAID | KTM | 10.667 | 2:26.919 | 3 | 3 ALEVÍN 65 CC |
| 11 | 17 | JESUS | NAVARRO HUERTAS, | HUSQVARNA | 11.917 | 2:28.169 | 3 | 3 50 CC AUTOMATIC |
| 12 | 210 | | HAYTHAM KAMRI | KTM | 12.035 | 2:28.287 | 3 | 3 ALEVÍN 65 CC |
| 13 | 76 | ARDHENIANSYAH | NELSON CARIOLI | | 13.016 | 2:29.268 | 3 | 3 ALEVÍN 65 CC |
| 14 | 10 | IVAN | SANCHEZ RODRIGUEZ | KTM | 13.109 | 2:29.361 | 3 | 3 ALEVÍN 65 CC |
| 15 | 76 | JOSE ANTONIO | OREA NAVARRO | HUSQVARNA | 13.995 | 2:30.247 | 3 | 3 50 CC AUTOMATIC |
| 16 | 12 | PEDRO | GODOY POLO | KTM | 19.034 | 2:35.286 | 3 | 3 ALEVÍN 65 CC |
| 17 | 384 | IKER | CORDERO BORDA | KTM | 20.113 | 2:36.365 | 2 | 3 ALEVÍN 65 CC |
| 18 | 121 | ISMAEL | BERNALDEZ RENERO | KTM | 21.128 | 2:37.380 | 3 | 3 ALEVÍN 65 CC |
| 19 | 248 | PABLO | CABRERA AVALOS | HUSQVARNA | 22.364 | 2:38.616 | 3 | 3 50 CC AUTOMATIC |
| 20 | 31 | FCO JOSÉ | MORENO BUTRON | | 25.875 | 2:42.127 | 2 | 3 ALEVÍN 65 CC |
| 21 | 55 | JOSE ANTONIO | MORENO ROJAS | KTM | 27.238 | 2:43.490 | 2 | 3 ALEVÍN 65 CC |
| 22 | 44 | ANGEL | FERNANDEZ SARMIENTO | HUSQVARNA | 33.301 | 2:49.553 | 3 | 3 50 CC AUTOMATIC |
| 23 | 21 | ABRAHAM | POQUET PEREZ | KTM | 35.690 | 2:51.942 | 2 | 3 50 CC AUTOMATIC |
| 24 | 69 | JOSE MIGUEL | SANCHEZ RUIZ | KTM | 38.459 | 2:54.711 | 2 | 2 ALEVÍN 65 CC |
| 25 | 176 | VICTOR | CORBACHO ROLDAN | KTM | 40.626 | 2:56.878 | 2 | 3 ALEVÍN 65 CC |
| 26 | 20 | IZAN | TORNAY NARVAEZ | KTM | 47.735 | 3:03.987 | 1 | 2 ALEVÍN 65 CC |
| 27 | 61 | OLIVER | MATILLA ROMERO | HUSQVARNA | 56.774 | 3:13.026 | 2 | 2 50 CC AUTOMATIC |
| 28 | 12 | OSCAR | PALMAS ACUÑA | KTM | 1:29.176 | 3:45.428 | 1 | 2 50 CC AUTOMATIC |
| 29 | 141 | DAVID | SALAS CASTELLANO | KTM | 1:51.062 | 4:07.314 | 2 | 2 50 CC AUTOMATIC |
| 30 | 28 | HUGO | RUIZ CORREDERA | KTM | 4:18.272 | 6:34.524 | 1 | 1 ALEVÍN 65 CC |

MX Interprovincial de Chiclana

Clasificado por mejor tiempo de vuelta

4. 50cc AUTO.-ALEVIN 65cc

Circuito de Chiclana 1,200 km

Cronometrados 50cc AUTO.-ALEVIN 65cc

27/01/2019 10:35

Clasificación (10:00 Tiempo) iniciado a 10:32:11

| Pos. | Nº | Nombre | Apellido/s | Marca | Dif. resp. 1º | Mejor Tm | Vueltas | Clase |
|---------------------|-----|---------------|-------------------|--------|---------------|----------|---------|----------------|
| ALEVIN 65 CC | | | | | | | | |
| 1 | 212 | JAIME | BORREGO ARIAS | | | 2:16.252 | 3 | 4 ALEVIN 65 CC |
| 2 | 24 | JOSÉ | LAVADO GONZALEZ | KTM | 3.863 | 2:20.115 | 3 | 3 ALEVIN 65 CC |
| 3 | 94 | PABLO | LORA CABALLERO | KTM | 5.244 | 2:21.496 | 3 | 3 ALEVIN 65 CC |
| 4 | 14 | JOSE LUIS | MORENO PANIAGUA | KTM | 6.719 | 2:22.971 | 3 | 3 ALEVIN 65 CC |
| 5 | 223 | ALEJANDRO | TORRES FERNANDEZ | | 7.328 | 2:23.580 | 2 | 4 ALEVIN 65 CC |
| 6 | 27 | ALONSO | PAREJO GONZALEZ | KTM | 8.480 | 2:24.732 | 1 | 3 ALEVIN 65 CC |
| 7 | 21 | AITOR | AGUIAR MARTIN | KTM | 8.605 | 2:24.857 | 2 | 2 ALEVIN 65 CC |
| 8 | 317 | JOSE | OTERO PINTO | YAMAHA | 9.084 | 2:25.336 | 4 | 4 ALEVIN 65 CC |
| 9 | 7 | AMINE | BELCAID | KTM | 10.667 | 2:26.919 | 3 | 3 ALEVIN 65 CC |
| 10 | 210 | | HAYTHAM KAMRI | KTM | 12.035 | 2:28.287 | 3 | 3 ALEVIN 65 CC |
| 11 | 76 | ARDHENIANSYAH | NELSON CARIOLI | | 13.016 | 2:29.268 | 3 | 3 ALEVIN 65 CC |
| 12 | 10 | IVAN | SANCHEZ RODRIGUEZ | KTM | 13.109 | 2:29.361 | 3 | 3 ALEVIN 65 CC |
| 13 | 12 | PEDRO | GODOY POLO | KTM | 19.034 | 2:35.286 | 3 | 3 ALEVIN 65 CC |
| 14 | 384 | IKER | CORDERO BORDA | KTM | 20.113 | 2:36.365 | 2 | 3 ALEVIN 65 CC |
| 15 | 121 | ISMAEL | BERNALDEZ RENERO | KTM | 21.128 | 2:37.380 | 3 | 3 ALEVIN 65 CC |
| 16 | 31 | FCO JOSÉ | MORENO BUTRON | | 25.875 | 2:42.127 | 2 | 3 ALEVIN 65 CC |
| 17 | 55 | JOSE ANTONIO | MORENO ROJAS | KTM | 27.238 | 2:43.490 | 2 | 3 ALEVIN 65 CC |
| 18 | 69 | JOSE MIGUEL | SANCHEZ RUIZ | KTM | 38.459 | 2:54.711 | 2 | 2 ALEVIN 65 CC |
| 19 | 176 | VICTOR | CORBACHO ROLDAN | KTM | 40.626 | 2:56.878 | 2 | 3 ALEVIN 65 CC |
| 20 | 20 | IZAN | TORNAY NARVAEZ | KTM | 47.735 | 3:03.987 | 1 | 2 ALEVIN 65 CC |
| 21 | 28 | HUGO | RUIZ CORREDERA | KTM | 4:18.272 | 6:34.524 | 1 | 1 ALEVIN 65 CC |

50 CC AUTOMATICAS

| | | | | | | | | |
|---|-----|--------------|---------------------|-----------|----------|----------|---|-------------------|
| 1 | 320 | SERGIO | NAVARRO GAMERO | | | 2:25.639 | 1 | 3 50 CC AUTOMATIC |
| 2 | 17 | JESUS | NAVARRO HUERTAS, | HUSQVARNA | 2.530 | 2:28.169 | 3 | 3 50 CC AUTOMATIC |
| 3 | 76 | JOSE ANTONIO | OREA NAVARRO | HUSQVARNA | 4.608 | 2:30.247 | 3 | 3 50 CC AUTOMATIC |
| 4 | 248 | PABLO | CABRERA AVALOS | HUSQVARNA | 12.977 | 2:38.616 | 3 | 3 50 CC AUTOMATIC |
| 5 | 44 | ANGEL | FERNANDEZ SARMIENTO | HUSQVARNA | 23.914 | 2:49.553 | 3 | 3 50 CC AUTOMATIC |
| 6 | 21 | ABRAHAM | POQUET PEREZ | KTM | 26.303 | 2:51.942 | 2 | 3 50 CC AUTOMATIC |
| 7 | 61 | OLIVER | MATILLA ROMERO | HUSQVARNA | 47.387 | 3:13.026 | 2 | 2 50 CC AUTOMATIC |
| 8 | 12 | OSCAR | PALMAS ACUÑA | KTM | 1:19.789 | 3:45.428 | 1 | 2 50 CC AUTOMATIC |
| 9 | 141 | DAVID | SALAS CASTELLANO | KTM | 1:41.675 | 4:07.314 | 2 | 2 50 CC AUTOMATIC |

MX Interprovincial de Chiclana

4. 50cc AUTO.-ALEVIN 65cc

Circuito de Chiclana 1,200 km

Cronometrados 50cc AUTO.-ALEVIN 65cc

27/01/2019 10:35

Clasificación (10:00 Tiempo) iniciado a 10:32:11

| Vuelta | Tiempo de vuelta | Dif. resp. 1° | Hora del día |
|--|------------------|---------------|--------------|
| (212) JAIME BORREGO ARIAS | | | |
| 1 | 2:20.496 | +4.244 | 10:36:56.154 |
| 2 | 2:22.282 | +6.030 | 10:39:18.436 |
| 3 | 2:16.252 | | 10:41:34.688 |
| 4 | 2:25.380 | +9.128 | 10:44:00.068 |
| (24) JOSÉ LAVADO GONZALEZ | | | |
| 1 | 2:49.509 | +29.394 | 10:38:02.562 |
| 2 | 2:23.449 | +3.334 | 10:40:26.011 |
| 3 | 2:20.115 | | 10:42:46.126 |
| (94) PABLO LORA CABALLERO | | | |
| 1 | 2:32.531 | +11.035 | 10:37:32.559 |
| 2 | 2:27.637 | +6.141 | 10:40:00.196 |
| 3 | 2:21.496 | | 10:42:21.692 |
| (14) JOSE LUIS MORENO PANIAGUA | | | |
| 1 | 2:27.468 | +4.497 | 10:37:54.495 |
| 2 | 2:42.537 | +19.566 | 10:40:37.032 |
| 3 | 2:22.971 | | 10:43:00.003 |
| (223) ALEJANDRO TORRES FERNANDEZ | | | |
| 1 | 2:27.646 | +4.066 | 10:37:08.538 |
| 2 | 2:23.580 | | 10:39:32.118 |
| 3 | 2:30.026 | +6.446 | 10:42:02.144 |
| 4 | 2:24.329 | +0.749 | 10:44:26.473 |
| (27) ALONSO PAREJO GONZALEZ | | | |
| 1 | 2:24.732 | | 10:37:56.923 |
| 2 | 2:30.115 | +5.383 | 10:40:27.038 |
| 3 | 2:24.847 | +0.115 | 10:42:51.885 |
| (21) AITOR AGUIAR MARTIN | | | |
| 1 | 2:27.099 | +2.242 | 10:37:47.447 |
| 2 | 2:24.857 | | 10:40:12.304 |
| (317) JOSE OTERO PINTO | | | |
| 1 | 2:26.267 | +0.931 | 10:37:15.641 |
| 2 | 2:26.378 | +1.042 | 10:39:42.019 |
| 3 | 2:26.914 | +1.578 | 10:42:08.933 |
| 4 | 2:25.336 | | 10:44:34.269 |
| (320) SERGIO NAVARRO GAMERO | | | |
| 1 | 2:25.639 | | 10:37:12.846 |
| 2 | 2:33.456 | +7.817 | 10:39:46.302 |
| 3 | 2:27.193 | +1.554 | 10:42:13.495 |
| (7) AMINE BELCAID | | | |
| 1 | 2:43.671 | +16.752 | 10:37:28.434 |
| 2 | 2:32.573 | +5.654 | 10:40:01.007 |
| 3 | 2:26.919 | | 10:42:27.926 |
| (17) JESUS NAVARRO HUERTAS, | | | |
| 1 | 2:30.546 | +2.377 | 10:37:33.834 |
| 2 | 2:28.669 | +0.500 | 10:40:02.503 |
| 3 | 2:28.169 | | 10:42:30.672 |
| (210) HAYTHAM KAMRI | | | |
| 1 | 2:31.761 | +3.474 | 10:37:39.447 |
| 2 | 2:30.281 | +1.994 | 10:40:09.728 |
| 3 | 2:28.287 | | 10:42:38.015 |
| (76) ARDHENIANSYAH NELSON CARIOLI | | | |
| 1 | 2:31.615 | +2.347 | 10:37:29.509 |
| 2 | 2:32.190 | +2.922 | 10:40:01.699 |

| Vuelta | Tiempo de vuelta | Dif. resp. 1° | Hora del día |
|---------------------------------------|------------------|---------------|--------------|
| 3 | 2:29.268 | | 10:42:30.967 |
| (10) IVAN SANCHEZ RODRIGUEZ | | | |
| 1 | 2:32.955 | +3.594 | 10:37:54.462 |
| 2 | 2:34.436 | +5.075 | 10:40:28.898 |
| 3 | 2:29.361 | | 10:42:58.259 |
| (76) JOSE ANTONIO OREA NAVARRO | | | |
| 1 | 2:32.403 | +2.156 | 10:37:31.105 |
| 2 | 2:54.282 | +24.035 | 10:40:25.387 |
| 3 | 2:30.247 | | 10:42:55.634 |
| (12) PEDRO GODOY POLO | | | |
| 1 | 2:44.104 | +8.818 | 10:38:29.441 |
| 2 | 2:39.247 | +3.961 | 10:41:08.688 |
| 3 | 2:35.286 | | 10:43:43.974 |
| (384) IKER CORDERO BORDA | | | |
| 1 | 2:39.210 | +2.845 | 10:38:56.369 |
| 2 | 2:36.365 | | 10:41:32.734 |
| 3 | 2:44.559 | +8.194 | 10:44:17.293 |
| (121) ISMAEL BERNALDEZ RENERO | | | |
| 1 | 2:39.373 | +1.993 | 10:38:28.965 |
| 2 | 2:37.974 | +0.594 | 10:41:06.939 |
| 3 | 2:37.380 | | 10:43:44.319 |
| (248) PABLO CABRERA AVALOS | | | |
| 1 | 2:49.665 | +11.049 | 10:38:18.516 |
| 2 | 2:48.604 | +9.988 | 10:41:07.120 |
| 3 | 2:38.616 | | 10:43:45.736 |
| (31) FCO JOSÉ MORENO BUTRON | | | |
| 1 | 2:44.245 | +2.118 | 10:38:31.800 |
| 2 | 2:42.127 | | 10:41:13.927 |
| 3 | 2:56.155 | +14.028 | 10:44:10.082 |
| (55) JOSE ANTONIO MORENO ROJAS | | | |
| 1 | 2:49.217 | +5.727 | 10:38:46.971 |
| 2 | 2:43.490 | | 10:41:30.461 |
| 3 | 2:44.609 | +1.119 | 10:44:15.070 |
| (44) ANGEL FERNANDEZ SARMIENTO | | | |
| 1 | 3:00.675 | +11.122 | 10:38:53.172 |
| 2 | 3:12.847 | +23.294 | 10:42:06.019 |
| 3 | 2:49.553 | | 10:44:55.572 |
| (21) ABRAHAM POQUET PEREZ | | | |
| 1 | 3:01.894 | +9.952 | 10:39:19.067 |
| 2 | 2:51.942 | | 10:42:11.009 |
| 3 | 3:08.523 | +16.581 | 10:45:19.532 |
| (69) JOSE MIGUEL SANCHEZ RUIZ | | | |
| 1 | 3:03.080 | +8.369 | 10:39:28.891 |
| 2 | 2:54.711 | | 10:42:23.602 |
| (176) VICTOR CORBACHO ROLDAN | | | |
| 1 | 3:01.639 | +4.761 | 10:39:08.778 |
| 2 | 2:56.878 | | 10:42:05.656 |
| 3 | 2:57.458 | +0.580 | 10:45:03.114 |
| (20) IZAN TORNAY NARVAEZ | | | |
| 1 | 3:03.987 | | 10:39:26.948 |
| 2 | 3:10.677 | +6.690 | 10:42:37.625 |
| (61) OLIVER MATILLA ROMERO | | | |

| Vuelta | Tiempo de vuelta | Dif. resp. 1° | Hora del día |
|-------------------------------------|------------------|---------------|--------------|
| 1 | 3:22.507 | +9.481 | 10:39:17.456 |
| 2 | 3:13.026 | | 10:42:30.482 |
| (12) OSCAR PALMAS ACUÑA | | | |
| 1 | 3:45.428 | | 10:39:54.075 |
| 2 | 3:48.653 | +3.225 | 10:43:42.728 |
| (141) DAVID SALAS CASTELLANO | | | |
| 1 | 4:18.357 | +11.043 | 10:41:25.782 |
| 2 | 4:07.314 | | 10:45:33.096 |
| (28) HUGO RUIZ CORREDERA | | | |
| 1 | 6:34.524 | | 10:42:53.065 |

MX Interprovincial de Chiclana

Vuelta a vuelta


4. 50cc AUTO.-ALEVIN 65cc

Circuito de Chiclana 1,200 km

Cronometrados 50cc AUTO.-ALEVIN 65cc

27/01/2019 10:35

Clasificación (10:00 Tiempo) iniciado a 10:32:11



| Competidores | Vueltas | | | | |
|-----------------------------------|---------|-----|-----|-----|-----|
| | 0 | 1 | 2 | 3 | 4 |
| JAIME BORREGO ARIAS (212) | 1 | 212 | 212 | 212 | 212 |
| ALEJANDRO TORRES FERNANDEZ (223) | 2 | 223 | 223 | 223 | 223 |
| AMINE BELCAID (7) | 3 | 7 | 320 | 317 | 317 |
| SERGIO NAVARRO GAMERO (320) | 4 | 320 | 317 | 320 | 320 |
| JOSE OTERO PINTO (317) | 5 | 317 | 7 | 94 | 94 |
| ARDHENIANSYAH NELSON CARIOLI (76) | 6 | 76 | 76 | 7 | 7 |
| JOSE ANTONIO OREA NAVARRO (76) | 7 | 76 | 76 | 76 | 17 |
| PABLO LORA CABALLERO (94) | 8 | 94 | 94 | 17 | 76 |
| JESUS NAVARRO HUERTAS, (17) | 9 | 17 | 17 | 210 | 210 |
| HAYTHAM KAMRI (210) | 10 | 210 | 210 | 21 | 24 |
| JOSÉ LAVADO GONZALEZ (24) | 11 | 24 | 21 | 76 | 27 |
| AITOR AGUIAR MARTIN (21) | 12 | 21 | 10 | 24 | 76 |
| IVAN SANCHEZ RODRIGUEZ (10) | 13 | 10 | 14 | 27 | 10 |
| JOSE LUIS MORENO PANIAGUA (14) | 14 | 14 | 27 | 10 | 14 |
| PABLO CABRERA AVALOS (248) | 15 | 248 | 24 | 14 | 12 |
| ALONSO PAREJO GONZALEZ (27) | 16 | 27 | 248 | 121 | 121 |
| PEDRO GODOY POLO (12) | 17 | 12 | 121 | 248 | 248 |
| FCO JOSÉ MORENO BUTRON (31) | 18 | 31 | 12 | 12 | 31 |
| ISMAEL BERNALDEZ RENERO (121) | 19 | 121 | 31 | 31 | 55 |
| ANGEL FERNANDEZ SARMIENTO (44) | 20 | 44 | 55 | 55 | 384 |
| OLIVER MATILLA ROMERO (61) | 21 | 61 | 44 | 384 | 44 |
| JOSE ANTONIO MORENO ROJAS (55) | 22 | 55 | 384 | 176 | 176 |
| VICTOR CORBACHO ROLDAN (176) | 23 | 176 | 176 | 44 | 21 |
| OSCAR PALMAS ACUÑA (12) | 24 | 12 | 61 | 21 | |
| IKER CORDERO BORDA (384) | 25 | 384 | 21 | 69 | |
| ABRAHAM POQUET PEREZ (21) | 26 | 21 | 20 | 61 | |
| HUGO RUIZ CORREDERA (28) | 27 | 28 | 69 | 20 | |
| IZAN TORNAY NARVAEZ (20) | 28 | 20 | 12 | 12 | |
| JOSE MIGUEL SANCHEZ RUIZ (69) | 29 | 69 | 141 | 141 | |
| DAVID SALAS CASTELLANO (141) | 30 | 141 | 28 | | |

MX Interprovincial de Chiclana

Clasificado por vueltas

4. 50cc AUTO.-ALEVIN 65cc

Circuito de Chiclana 1,200 km

1ª Manga 50cc AUTO.-ALEVIN 65cc

27/01/2019 12:25

Carrera (10:00 y 2 Vueltas) iniciado a 12:25:18

| Pos. | Nº | Nombre | Vueltas | Total Tº | Dif. resp. 1º | Mejor Tm | Puntos | Clase |
|------|-----|------------------------------|---------|-----------|---------------|----------|--------|-------------------|
| 1 | 14 | JOSE LUIS MORENO PANIAGUA | 6 | 15:19.520 | | 2:08.540 | 25 | ALEVÍN 65 CC |
| 2 | 27 | ALONSO PAREJO GONZALEZ | 6 | 15:49.562 | 30.042 | 2:14.006 | 22 | ALEVÍN 65 CC |
| 3 | 223 | ALEJANDRO TORRES FERNANDEZ | 6 | 15:57.460 | 37.940 | 2:13.175 | 20 | ALEVÍN 65 CC |
| 4 | 24 | JOSÉ LAVADO GONZALEZ | 6 | 16:02.267 | 42.747 | 2:09.012 | 18 | ALEVÍN 65 CC |
| 5 | 212 | JAIME BORREGO ARIAS | 6 | 16:06.307 | 46.787 | 2:13.284 | 16 | ALEVÍN 65 CC |
| 6 | 17 | JESUS NAVARRO HUERTAS, | 6 | 16:07.074 | 47.554 | 2:15.067 | 25 | 50 CC AUTOMATICAS |
| 7 | 94 | PABLO LORA CABALLERO | 6 | 16:17.745 | 58.225 | 2:15.407 | 15 | ALEVÍN 65 CC |
| 8 | 210 | HAYTHAM KAMRI | 6 | 16:22.392 | 1:02.872 | 2:18.151 | 14 | ALEVÍN 65 CC |
| 9 | 7 | AMINE BELCAID | 6 | 16:40.014 | 1:20.494 | 2:19.131 | 13 | ALEVÍN 65 CC |
| 10 | 320 | SERGIO NAVARRO GAMERO | 6 | 16:44.385 | 1:24.865 | 2:20.120 | 22 | 50 CC AUTOMATICAS |
| 11 | 317 | JOSE OTERO PINTO | 6 | 16:46.179 | 1:26.659 | 2:17.867 | 12 | ALEVÍN 65 CC |
| 12 | 76 | JOSE ANTONIO OREA NAVARRO | 6 | 17:04.677 | 1:45.157 | 2:23.730 | 20 | 50 CC AUTOMATICAS |
| 13 | 21 | AITOR AGUIAR MARTIN | 6 | 17:12.317 | 1:52.797 | 2:19.361 | 11 | ALEVÍN 65 CC |
| 14 | 76 | ARDHENIANSYAH NELSON CARIOLI | 6 | 17:12.618 | 1:53.098 | 2:23.388 | 10 | ALEVÍN 65 CC |
| 15 | 10 | IVAN SANCHEZ RODRIGUEZ | 6 | 17:23.673 | 2:04.153 | 2:23.686 | 9 | ALEVÍN 65 CC |
| 16 | 12 | PEDRO GODOY POLO | 6 | 17:26.810 | 2:07.290 | 2:25.980 | 8 | ALEVÍN 65 CC |
| 17 | 384 | IKER CORDERO BORDA | 6 | 17:31.755 | 2:12.235 | 2:22.629 | 7 | ALEVÍN 65 CC |
| 18 | 248 | PABLO CABRERA AVALOS | 5 | 15:47.709 | 1 Vuelta | 2:32.411 | 18 | 50 CC AUTOMATICAS |
| 19 | 44 | ANGEL FERNANDEZ SARMIENTO | 5 | 16:19.003 | 1 Vuelta | 2:37.491 | 16 | 50 CC AUTOMATICAS |
| 20 | 55 | JOSE ANTONIO MORENO ROJAS | 5 | 16:20.900 | 1 Vuelta | 2:35.004 | 6 | ALEVÍN 65 CC |
| 21 | 176 | VICTOR CORBACHO ROLDAN | 5 | 16:41.147 | 1 Vuelta | 2:39.573 | 5 | ALEVÍN 65 CC |
| 22 | 121 | ISMAEL BERNALDEZ RENERO | 5 | 16:43.770 | 1 Vuelta | 2:24.288 | 4 | ALEVÍN 65 CC |
| 23 | 69 | JOSE MIGUEL SANCHEZ RUIZ | 5 | 16:45.595 | 1 Vuelta | 2:42.756 | 3 | ALEVÍN 65 CC |
| 24 | 21 | ABRAHAM POQUET PEREZ | 5 | 16:52.495 | 1 Vuelta | 2:37.526 | 15 | 50 CC AUTOMATICAS |
| 25 | 20 | IZAN TORNAY NARVAEZ | 5 | 17:34.938 | 1 Vuelta | 2:47.420 | 2 | ALEVÍN 65 CC |
| 26 | 61 | OLIVER MATILLA ROMERO | 5 | 18:12.609 | 1 Vuelta | 2:58.666 | 14 | 50 CC AUTOMATICAS |
| 27 | 28 | HUGO RUIZ CORREDERA | 4 | 15:30.490 | 2 Vueltas | 2:51.250 | 1 | ALEVÍN 65 CC |
| 28 | 31 | FCO JOSÉ MORENO BUTRON | 4 | 15:35.879 | 2 Vueltas | 2:35.123 | 0 | ALEVÍN 65 CC |
| 29 | 12 | OSCAR PALMAS ACUÑA | 4 | 16:44.693 | 2 Vueltas | 3:18.241 | 13 | 50 CC AUTOMATICAS |

No clasificado

| | | | | | | | | |
|----|-----|------------------------|---|----------|----|----------|---|-------------------|
| NT | 141 | DAVID SALAS CASTELLANO | 1 | 7:04.701 | NT | 3:37.456 | 0 | 50 CC AUTOMATICAS |
|----|-----|------------------------|---|----------|----|----------|---|-------------------|

| Márgen de victoria | Velocidad media | Mejor tº de vuelta | Mejor Vel. | Mejor vuelta para |
|--------------------|-----------------|--------------------|------------|--------------------------------|
| 30.042 | 28,189 | 2:08.540 | 33,608 | 14 - JOSE LUIS MORENO PANIAGUA |

Cronometraje

Orbits



MX Interprovincial de Chiclana

Clasificado por vueltas

4. 50cc AUTO.-ALEVIN 65cc

Circuito de Chiclana 1,200 km

1ª Manga 50cc AUTO.-ALEVIN 65cc

27/01/2019 12:25

Carrera (10:00 y 2 Vueltas) iniciado a 12:25:18

| Pos. | Nº | Nombre | Vueltas | Total Tº | Dif. resp. 1º | Mejor Tm | Puntos | Clase |
|---------------------|-----|------------------------------|---------|-----------|---------------|----------|--------|--------------|
| ALEVÍN 65 CC | | | | | | | | |
| 1 | 14 | JOSE LUIS MORENO PANIAGUA | 6 | 15:19.520 | | 2:08.540 | 25 | ALEVÍN 65 CC |
| 2 | 27 | ALONSO PAREJO GONZALEZ | 6 | 15:49.562 | 30.042 | 2:14.006 | 22 | ALEVÍN 65 CC |
| 3 | 223 | ALEJANDRO TORRES FERNANDEZ | 6 | 15:57.460 | 37.940 | 2:13.175 | 20 | ALEVÍN 65 CC |
| 4 | 24 | JOSÉ LAVADO GONZALEZ | 6 | 16:02.267 | 42.747 | 2:09.012 | 18 | ALEVÍN 65 CC |
| 5 | 212 | JAIME BORREGO ARIAS | 6 | 16:06.307 | 46.787 | 2:13.284 | 16 | ALEVÍN 65 CC |
| 6 | 94 | PABLO LORA CABALLERO | 6 | 16:17.745 | 58.225 | 2:15.407 | 15 | ALEVÍN 65 CC |
| 7 | 210 | HAYTHAM KAMRI | 6 | 16:22.392 | 1:02.872 | 2:18.151 | 14 | ALEVÍN 65 CC |
| 8 | 7 | AMINE BELCAID | 6 | 16:40.014 | 1:20.494 | 2:19.131 | 13 | ALEVÍN 65 CC |
| 9 | 317 | JOSE OTERO PINTO | 6 | 16:46.179 | 1:26.659 | 2:17.867 | 12 | ALEVÍN 65 CC |
| 10 | 21 | AITOR AGUIAR MARTIN | 6 | 17:12.317 | 1:52.797 | 2:19.361 | 11 | ALEVÍN 65 CC |
| 11 | 76 | ARDHENIANSYAH NELSON CARIOLI | 6 | 17:12.618 | 1:53.098 | 2:23.388 | 10 | ALEVÍN 65 CC |
| 12 | 10 | IVAN SANCHEZ RODRIGUEZ | 6 | 17:23.673 | 2:04.153 | 2:23.686 | 9 | ALEVÍN 65 CC |
| 13 | 12 | PEDRO GODOY POLO | 6 | 17:26.810 | 2:07.290 | 2:25.980 | 8 | ALEVÍN 65 CC |
| 14 | 384 | IKER CORDERO BORDA | 6 | 17:31.755 | 2:12.235 | 2:22.629 | 7 | ALEVÍN 65 CC |
| 15 | 55 | JOSE ANTONIO MORENO ROJAS | 5 | 16:20.900 | 1 Vuelta | 2:35.004 | 6 | ALEVÍN 65 CC |
| 16 | 176 | VICTOR CORBACHO ROLDAN | 5 | 16:41.147 | 1 Vuelta | 2:39.573 | 5 | ALEVÍN 65 CC |
| 17 | 121 | ISMAEL BERNALDEZ RENERO | 5 | 16:43.770 | 1 Vuelta | 2:24.288 | 4 | ALEVÍN 65 CC |
| 18 | 69 | JOSE MIGUEL SANCHEZ RUIZ | 5 | 16:45.595 | 1 Vuelta | 2:42.756 | 3 | ALEVÍN 65 CC |
| 19 | 20 | IZAN TORNAY NARVAEZ | 5 | 17:34.938 | 1 Vuelta | 2:47.420 | 2 | ALEVÍN 65 CC |
| 20 | 28 | HUGO RUIZ CORREDERA | 4 | 15:30.490 | 2 Vueltas | 2:51.250 | 1 | ALEVÍN 65 CC |
| 21 | 31 | FCO JOSÉ MORENO BUTRON | 4 | 15:35.879 | 2 Vueltas | 2:35.123 | 0 | ALEVÍN 65 CC |

50 CC AUTOMATICAS

| | | | | | | | | |
|---|-----|---------------------------|---|-----------|-----------|----------|----|-------------------|
| 1 | 17 | JESUS NAVARRO HUERTAS, | 6 | 16:07.074 | | 2:15.067 | 25 | 50 CC AUTOMATICAS |
| 2 | 320 | SERGIO NAVARRO GAMERO | 6 | 16:44.385 | 37.311 | 2:20.120 | 22 | 50 CC AUTOMATICAS |
| 3 | 76 | JOSE ANTONIO OREA NAVARRO | 6 | 17:04.677 | 57.603 | 2:23.730 | 20 | 50 CC AUTOMATICAS |
| 4 | 248 | PABLO CABRERA AVALOS | 5 | 15:47.709 | 1 Vuelta | 2:32.411 | 18 | 50 CC AUTOMATICAS |
| 5 | 44 | ANGEL FERNANDEZ SARMIENTO | 5 | 16:19.003 | 1 Vuelta | 2:37.491 | 16 | 50 CC AUTOMATICAS |
| 6 | 21 | ABRAHAM POQUET PEREZ | 5 | 16:52.495 | 1 Vuelta | 2:37.526 | 15 | 50 CC AUTOMATICAS |
| 7 | 61 | OLIVER MATILLA ROMERO | 5 | 18:12.609 | 1 Vuelta | 2:58.666 | 14 | 50 CC AUTOMATICAS |
| 8 | 12 | OSCAR PALMAS ACUÑA | 4 | 16:44.693 | 2 Vueltas | 3:18.241 | 13 | 50 CC AUTOMATICAS |

No clasificado

| | | | | | | | | |
|----|-----|------------------------|---|----------|----|----------|---|-------------------|
| NT | 141 | DAVID SALAS CASTELLANO | 1 | 7:04.701 | NT | 3:37.456 | 0 | 50 CC AUTOMATICAS |
|----|-----|------------------------|---|----------|----|----------|---|-------------------|

| Márgen de victoria | Velocidad media | Mejor tº de vuelta | Mejor Vel. | Mejor vuelta para |
|--------------------|-----------------|--------------------|------------|--------------------------------|
| 30.042 | 28,189 | 2:08.540 | 33,608 | 14 - JOSE LUIS MORENO PANIAGUA |

Cronometraje

Orbits



MX Interprovincial de Chiclana

4. 50cc AUTO.-ALEVIN 65cc

Circuito de Chiclana 1,200 km

1ª Manga 50cc AUTO.-ALEVIN 65cc

27/01/2019 12:25

Carrera (10:00 y 2 Vueltas) iniciado a 12:25:18

| Vuelta | Tiempo de vuelta | Dif. resp. 1° | Hora del día |
|---------------------------------------|------------------|---------------|--------------|
| (14) JOSE LUIS MORENO PANIAGUA | | | |
| 1 | 2:08.540 | | 12:29:36.074 |
| 2 | 2:09.620 | +1.080 | 12:31:45.694 |
| 3 | 2:12.360 | +3.820 | 12:33:58.054 |
| 4 | 2:15.229 | +6.689 | 12:36:13.283 |
| 5 | 2:12.904 | +4.364 | 12:38:26.187 |
| 6 | 2:12.119 | +3.579 | 12:40:38.306 |

| Vuelta | Tiempo de vuelta | Dif. resp. 1° | Hora del día |
|------------------------------------|------------------|---------------|--------------|
| (27) ALONSO PAREJO GONZALEZ | | | |
| 1 | 2:14.413 | +0.407 | 12:29:47.451 |
| 2 | 2:17.278 | +3.272 | 12:32:04.729 |
| 3 | 2:14.006 | | 12:34:18.735 |
| 4 | 2:14.953 | +0.947 | 12:36:33.688 |
| 5 | 2:18.618 | +4.612 | 12:38:52.306 |
| 6 | 2:16.042 | +2.036 | 12:41:08.348 |

| Vuelta | Tiempo de vuelta | Dif. resp. 1° | Hora del día |
|---|------------------|---------------|--------------|
| (223) ALEJANDRO TORRES FERNANDEZ | | | |
| 1 | 2:13.773 | +0.598 | 12:29:44.672 |
| 2 | 2:14.653 | +1.478 | 12:31:59.325 |
| 3 | 2:31.267 | +18.092 | 12:34:30.592 |
| 4 | 2:15.723 | +2.548 | 12:36:46.315 |
| 5 | 2:13.175 | | 12:38:59.490 |
| 6 | 2:16.756 | +3.581 | 12:41:16.246 |

| Vuelta | Tiempo de vuelta | Dif. resp. 1° | Hora del día |
|----------------------------------|------------------|---------------|--------------|
| (24) JOSÉ LAVADO GONZALEZ | | | |
| 1 | 2:09.012 | | 12:29:37.013 |
| 2 | 2:29.212 | +20.200 | 12:32:06.225 |
| 3 | 2:12.778 | +3.766 | 12:34:19.003 |
| 4 | 2:32.528 | +23.516 | 12:36:51.531 |
| 5 | 2:16.865 | +7.853 | 12:39:08.396 |
| 6 | 2:12.657 | +3.645 | 12:41:21.053 |

| Vuelta | Tiempo de vuelta | Dif. resp. 1° | Hora del día |
|----------------------------------|------------------|---------------|--------------|
| (212) JAIME BORREGO ARIAS | | | |
| 1 | 2:17.660 | +4.376 | 12:30:01.244 |
| 2 | 2:19.663 | +6.379 | 12:32:20.907 |
| 3 | 2:19.547 | +6.263 | 12:34:40.454 |
| 4 | 2:15.459 | +2.175 | 12:36:55.913 |
| 5 | 2:13.284 | | 12:39:09.197 |
| 6 | 2:15.896 | +2.612 | 12:41:25.093 |

| Vuelta | Tiempo de vuelta | Dif. resp. 1° | Hora del día |
|------------------------------------|------------------|---------------|--------------|
| (17) JESUS NAVARRO HUERTAS, | | | |
| 1 | 2:18.692 | +3.625 | 12:29:59.258 |
| 2 | 2:17.947 | +2.880 | 12:32:17.205 |
| 3 | 2:17.023 | +1.956 | 12:34:34.228 |
| 4 | 2:15.067 | | 12:36:49.295 |
| 5 | 2:16.477 | +1.410 | 12:39:05.772 |
| 6 | 2:20.088 | +5.021 | 12:41:25.860 |

| Vuelta | Tiempo de vuelta | Dif. resp. 1° | Hora del día |
|----------------------------------|------------------|---------------|--------------|
| (94) PABLO LORA CABALLERO | | | |
| 1 | 2:18.208 | +2.801 | 12:30:00.276 |
| 2 | 2:21.505 | +6.098 | 12:32:21.781 |
| 3 | 2:20.288 | +4.881 | 12:34:42.069 |
| 4 | 2:19.907 | +4.500 | 12:37:01.976 |
| 5 | 2:15.407 | | 12:39:17.383 |
| 6 | 2:19.148 | +3.741 | 12:41:36.531 |

| Vuelta | Tiempo de vuelta | Dif. resp. 1° | Hora del día |
|----------------------------|------------------|---------------|--------------|
| (210) HAYTHAM KAMRI | | | |
| 1 | 2:21.161 | +3.010 | 12:29:58.199 |
| 2 | 2:21.312 | +3.161 | 12:32:19.511 |
| 3 | 2:20.262 | +2.111 | 12:34:39.773 |
| 4 | 2:22.564 | +4.413 | 12:37:02.337 |
| 5 | 2:18.151 | | 12:39:20.488 |
| 6 | 2:20.690 | +2.539 | 12:41:41.178 |

| Vuelta | Tiempo de vuelta | Dif. resp. 1° | Hora del día |
|--------------------------|------------------|---------------|--------------|
| (7) AMINE BELCAID | | | |

| Vuelta | Tiempo de vuelta | Dif. resp. 1° | Hora del día |
|--------|------------------|---------------|--------------|
| 1 | 2:24.669 | +5.538 | 12:30:16.055 |
| 2 | 2:20.182 | +1.051 | 12:32:36.237 |
| 3 | 2:21.971 | +2.840 | 12:34:58.208 |
| 4 | 2:20.216 | +1.085 | 12:37:18.424 |
| 5 | 2:19.131 | | 12:39:37.555 |
| 6 | 2:21.245 | +2.114 | 12:41:58.800 |

| Vuelta | Tiempo de vuelta | Dif. resp. 1° | Hora del día |
|------------------------------------|------------------|---------------|--------------|
| (320) SERGIO NAVARRO GAMERO | | | |
| 1 | 2:23.321 | +3.201 | 12:30:12.620 |
| 2 | 2:21.251 | +1.131 | 12:32:33.871 |
| 3 | 2:20.901 | +0.781 | 12:34:54.772 |
| 4 | 2:20.120 | | 12:37:14.892 |
| 5 | 2:21.263 | +1.143 | 12:39:36.155 |
| 6 | 2:27.016 | +6.896 | 12:42:03.171 |

| Vuelta | Tiempo de vuelta | Dif. resp. 1° | Hora del día |
|-------------------------------|------------------|---------------|--------------|
| (317) JOSE OTERO PINTO | | | |
| 1 | 2:21.038 | +3.171 | 12:30:31.193 |
| 2 | 2:19.702 | +1.835 | 12:32:50.895 |
| 3 | 2:19.992 | +2.125 | 12:35:10.887 |
| 4 | 2:18.203 | +0.336 | 12:37:29.090 |
| 5 | 2:18.008 | +0.141 | 12:39:47.098 |
| 6 | 2:17.867 | | 12:42:04.965 |

| Vuelta | Tiempo de vuelta | Dif. resp. 1° | Hora del día |
|---------------------------------------|------------------|---------------|--------------|
| (76) JOSE ANTONIO OREA NAVARRO | | | |
| 1 | 2:31.119 | +7.389 | 12:30:16.898 |
| 2 | 2:24.038 | +0.308 | 12:32:40.936 |
| 3 | 2:28.646 | +4.916 | 12:35:09.582 |
| 4 | 2:24.761 | +1.031 | 12:37:34.343 |
| 5 | 2:25.390 | +1.660 | 12:39:59.733 |
| 6 | 2:23.730 | | 12:42:23.463 |

| Vuelta | Tiempo de vuelta | Dif. resp. 1° | Hora del día |
|---------------------------------|------------------|---------------|--------------|
| (21) AITOR AGUIAR MARTIN | | | |
| 1 | 2:57.422 | +38.061 | 12:30:40.254 |
| 2 | 2:21.476 | +2.115 | 12:33:01.730 |
| 3 | 2:22.747 | +3.386 | 12:35:24.477 |
| 4 | 2:19.361 | | 12:37:43.838 |
| 5 | 2:24.232 | +4.871 | 12:40:08.070 |
| 6 | 2:23.033 | +3.672 | 12:42:31.103 |

| Vuelta | Tiempo de vuelta | Dif. resp. 1° | Hora del día |
|--|------------------|---------------|--------------|
| (76) ARDHENIANSYAH NELSON CARIOLI | | | |
| 1 | 2:26.662 | +3.274 | 12:30:30.457 |
| 2 | 2:23.515 | +0.127 | 12:32:53.972 |
| 3 | 2:25.232 | +1.844 | 12:35:19.204 |
| 4 | 2:23.388 | | 12:37:42.592 |
| 5 | 2:23.417 | +0.029 | 12:40:06.009 |
| 6 | 2:25.395 | +2.007 | 12:42:31.404 |

| Vuelta | Tiempo de vuelta | Dif. resp. 1° | Hora del día |
|------------------------------------|------------------|---------------|--------------|
| (10) IVAN SANCHEZ RODRIGUEZ | | | |
| 1 | 2:24.685 | +0.999 | 12:30:18.398 |
| 2 | 2:38.665 | +14.979 | 12:32:57.063 |
| 3 | 2:27.635 | +3.949 | 12:35:24.698 |
| 4 | 2:23.686 | | 12:37:48.384 |
| 5 | 2:24.845 | +1.159 | 12:40:13.229 |
| 6 | 2:29.230 | +5.544 | 12:42:42.459 |

| Vuelta | Tiempo de vuelta | Dif. resp. 1° | Hora del día |
|------------------------------|------------------|---------------|--------------|
| (12) PEDRO GODOY POLO | | | |
| 1 | 2:32.164 | +6.184 | 12:30:27.200 |
| 2 | 2:28.782 | +2.802 | 12:32:55.982 |
| 3 | 2:30.074 | +4.094 | 12:35:26.056 |
| 4 | 2:27.098 | +1.118 | 12:37:53.154 |
| 5 | 2:26.462 | +0.482 | 12:40:19.616 |
| 6 | 2:25.980 | | 12:42:45.596 |

| Vuelta | Tiempo de vuelta | Dif. resp. 1° | Hora del día |
|---------------------------------|------------------|---------------|--------------|
| (384) IKER CORDERO BORDA | | | |
| 1 | 2:32.151 | +9.522 | 12:30:25.081 |
| 2 | 2:42.768 | +20.139 | 12:33:07.849 |

| Vuelta | Tiempo de vuelta | Dif. resp. 1° | Hora del día |
|--------|------------------|---------------|--------------|
| 3 | 2:28.993 | +6.364 | 12:35:36.842 |
| 4 | 2:25.218 | +2.589 | 12:38:02.060 |
| 5 | 2:25.852 | +3.223 | 12:40:27.912 |
| 6 | 2:22.629 | | 12:42:50.541 |

| Vuelta | Tiempo de vuelta | Dif. resp. 1° | Hora del día |
|-----------------------------------|------------------|---------------|--------------|
| (248) PABLO CABRERA AVALOS | | | |
| 1 | 2:34.727 | +2.316 | 12:30:53.536 |
| 2 | 2:33.050 | +0.639 | 12:33:26.586 |
| 3 | 2:34.242 | +1.831 | 12:36:00.828 |
| 4 | 2:32.411 | | 12:38:33.239 |
| 5 | 2:33.256 | +0.845 | 12:41:06.495 |

| Vuelta | Tiempo de vuelta | Dif. resp. 1° | Hora del día |
|---------------------------------------|------------------|---------------|--------------|
| (44) ANGEL FERNANDEZ SARMIENTO | | | |
| 1 | 2:49.674 | +12.183 | 12:30:57.957 |
| 2 | 2:41.333 | +3.842 | 12:33:39.290 |
| 3 | 2:42.486 | +4.995 | 12:36:21.776 |
| 4 | 2:37.491 | | 12:38:59.267 |
| 5 | 2:38.522 | +1.031 | 12:41:37.789 |

| Vuelta | Tiempo de vuelta | Dif. resp. 1° | Hora del día |
|---------------------------------------|------------------|---------------|--------------|
| (55) JOSE ANTONIO MORENO ROJAS | | | |
| 1 | 2:40.739 | +5.735 | 12:30:59.098 |
| 2 | 2:35.598 | +0.594 | 12:33:34.696 |
| 3 | 2:36.272 | +1.268 | 12:36:10.968 |
| 4 | 2:35.004 | | 12:38:45.972 |
| 5 | 2:53.714 | +18.710 | 12:41:39.686 |

| Vuelta | Tiempo de vuelta | Dif. resp. 1° | Hora del día |
|-------------------------------------|------------------|---------------|--------------|
| (176) VICTOR CORBACHO ROLDAN | | | |
| 1 | 2:39.573 | | 12:30:45.435 |
| 2 | 2:47.202 | +7.629 | 12:33:32.637 |
| 3 | 2:50.733 | +11.160 | 12:36:23.370 |
| 4 | 2:44.772 | +5.199 | 12:39:08.142 |
| 5 | 2:51.791 | +12.218 | 12:41:59.933 |

| Vuelta | Tiempo de vuelta | Dif. resp. 1° | Hora del día |
|--------------------------------------|------------------|---------------|--------------|
| (121) ISMAEL BERNALDEZ RENERO | | | |
| 1 | 2:25.609 | +1.321 | 12:30:15.878 |
| 2 | 2:24.288 | | 12:32:40.166 |
| 3 | 3:56.227 | +1:31.939 | 12:36:36.393 |
| 4 | 2:35.068 | +10.780 | 12:39:11.461 |
| 5 | 2:51.095 | +26.807 | 12:42:02.556 |

| Vuelta | Tiempo de vuelta | Dif. resp. 1° | Hora del día |
|--------------------------------------|------------------|---------------|--------------|
| (69) JOSE MIGUEL SANCHEZ RUIZ | | | |
| 1 | 2:46.733 | +3.977 | 12:30:59.981 |
| 2 | 2:42.756 | | 12:33:42.737 |
| 3 | 2:43.113 | +0.357 | 12:36:25.850 |
| 4 | 2:46.655 | +3.899 | 12:39:12.505 |
| 5 | 2:51.876 | +9.120 | 12:42:04.381 |

| Vuelta | Tiempo de vuelta | Dif. resp. 1° | Hora del día |
|----------------------------------|------------------|---------------|--------------|
| (21) ABRAHAM POQUET PEREZ | | | |
| 1 | 2:50.813 | +13.287 | 12:31:00.663 |
| 2 | 2:37.952 | +0.426 | 12:33:38.615 |
| 3 | 2:38.117 | +0.591 | 12:36:16.732 |
| 4 | 2:37.526 | | 12:38:54.258 |
| 5 | 3:17.023 | +39.497 | 12:42:11.281 |

| Vuelta | Tiempo de vuelta | Dif. resp. 1° | Hora del día |
|---------------------------------|------------------|---------------|--------------|
| (20) IZAN TORNAY NARVAEZ | | | |
| 1 | 2:47.420 | | 12:31:10.184 |

MX Interprovincial de Chiclana

4. 50cc AUTO.-ALEVIN 65cc

Circuito de Chiclana 1,200 km

1ª Manga 50cc AUTO.-ALEVIN 65cc

27/01/2019 12:25

Carrera (10:00 y 2 Vueltas) iniciado a 12:25:18

| Vuelta | Tiempo de vuelta | Dif. resp. 1° | Hora del día |
|-------------------------------------|------------------|---------------|--------------|
| 5 | 3:01.704 | +3.038 | 12:43:31.395 |
| (28) HUGO RUIZ CORREDERA | | | |
| 1 | 3:08.325 | +17.075 | 12:31:59.114 |
| 2 | 3:01.937 | +10.687 | 12:35:01.051 |
| 3 | 2:56.975 | +5.725 | 12:37:58.026 |
| 4 | 2:51.250 | | 12:40:49.276 |
| (31) FCO JOSÉ MORENO BUTRON | | | |
| 1 | 2:35.510 | +0.387 | 12:30:46.222 |
| 2 | 3:02.399 | +27.276 | 12:33:48.621 |
| 3 | 2:35.123 | | 12:36:23.744 |
| 4 | 4:30.921 | +1:55.798 | 12:40:54.665 |
| (12) OSCAR PALMAS ACUÑA | | | |
| 1 | 3:20.796 | +2.555 | 12:32:01.505 |
| 2 | 3:23.838 | +5.597 | 12:35:25.343 |
| 3 | 3:18.241 | | 12:38:43.584 |
| 4 | 3:19.895 | +1.654 | 12:42:03.479 |
| (141) DAVID SALAS CASTELLANO | | | |
| 1 | 3:37.456 | | 12:32:23.487 |

Vuelta Tiempo de vuelta Dif. resp. 1° Hora del día

Vuelta Tiempo de vuelta Dif. resp. 1° Hora del día

MX Interprovincial de Chiclana

Vuelta a vuelta

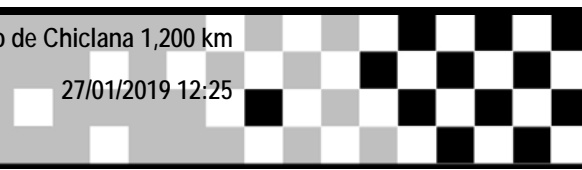
4. 50cc AUTO.-ALEVIN 65cc

Circuito de Chiclana 1,200 km

1ª Manga 50cc AUTO.-ALEVIN 65cc

27/01/2019 12:25

Carrera (10:00 y 2 Vueltas) iniciado a 12:25:18



| Competidores | Vueltas | | | | | | |
|-----------------------------------|---------|-----|-----|-----|-----|-----|-----|
| | 0 | 1 | 2 | 3 | 4 | 5 | 6 |
| JOSE LUIS MORENO PANIAGUA (14) | 1 | 14 | 14 | 14 | 14 | 14 | 14 |
| JOSÉ LAVADO GONZALEZ (24) | 2 | 24 | 24 | 223 | 27 | 27 | 27 |
| ALEJANDRO TORRES FERNANDEZ (223) | 3 | 223 | 223 | 27 | 24 | 223 | 223 |
| ALONSO PAREJO GONZALEZ (27) | 4 | 27 | 27 | 24 | 223 | 17 | 24 |
| HAYTHAM KAMRI (210) | 5 | 210 | 210 | 17 | 17 | 24 | 212 |
| JESUS NAVARRO HUERTAS, (17) | 6 | 17 | 17 | 210 | 210 | 212 | 17 |
| PABLO LORA CABALLERO (94) | 7 | 94 | 94 | 212 | 212 | 94 | 94 |
| AITOR AGUIAR MARTIN (21) | 8 | 21 | 212 | 94 | 94 | 210 | 210 |
| JAIME BORREGO ARIAS (212) | 9 | 212 | 320 | 320 | 320 | 320 | 7 |
| JOSE ANTONIO OREA NAVARRO (76) | 10 | 76 | 121 | 7 | 7 | 7 | 320 |
| SERGIO NAVARRO GAMERO (320) | 11 | 320 | 7 | 121 | 76 | 317 | 317 |
| ISMAEL BERNALDEZ RENERO (121) | 12 | 121 | 76 | 76 | 317 | 76 | 76 |
| AMINE BELCAID (7) | 13 | 7 | 10 | 317 | 76 | 76 | 21 |
| IKER CORDERO BORDA (384) | 14 | 384 | 384 | 76 | 21 | 21 | 76 |
| IVAN SANCHEZ RODRIGUEZ (10) | 15 | 10 | 12 | 12 | 10 | 10 | 10 |
| PEDRO GODOY POLO (12) | 16 | 12 | 76 | 10 | 12 | 12 | 12 |
| ARDHENIANSYAH NELSON CARIOLI (76) | 17 | 76 | 317 | 21 | 384 | 384 | 384 |
| VICTOR CORBACHO ROLDAN (176) | 18 | 176 | 21 | 384 | 248 | 248 | 248 |
| ANGEL FERNANDEZ SARMIENTO (44) | 19 | 44 | 176 | 248 | 55 | 55 | 44 |
| ABRAHAM POQUET PEREZ (21) | 20 | 21 | 31 | 176 | 21 | 21 | 55 |
| JOSE OTERO PINTO (317) | 21 | 317 | 248 | 55 | 44 | 44 | 176 |
| FCO JOSÉ MORENO BUTRON (31) | 22 | 31 | 44 | 21 | 176 | 176 | 121 |
| JOSE MIGUEL SANCHEZ RUIZ (69) | 23 | 69 | 55 | 44 | 31 | 121 | 69 |
| JOSE ANTONIO MORENO ROJAS (55) | 24 | 55 | 69 | 69 | 69 | 69 | 21 |
| PABLO CABRERA AVALOS (248) | 25 | 248 | 21 | 31 | 121 | 20 | 20 |
| IZAN TORNAY NARVAEZ (20) | 26 | 20 | 20 | 20 | 20 | 61 | 61 |
| OLIVER MATILLA ROMERO (61) | 27 | 61 | 61 | 61 | 61 | 28 | |
| OSCAR PALMAS ACUÑA (12) | 28 | 12 | 28 | 28 | 28 | 31 | |
| DAVID SALAS CASTELLANO (141) | 29 | 141 | 12 | 12 | 12 | 12 | |
| HUGO RUIZ CORREDERA (28) | 30 | 28 | 141 | | | | |

MX Interprovincial de Chiclana

Clasificado por vueltas

4. 50cc AUTO.-ALEVIN 65cc

Circuito de Chiclana 1,200 km

2ª Manga 50cc AUTO.-ALEVIN 65cc

27/01/2019 14:30

Carrera (10:00 y 2 Vueltas) iniciado a 14:21:20

| Pos. | Nº | Nombre | Vueltas | Total Tº | Dif. resp. 1º | Mejor Tm | Puntos | Clase |
|------|-----|------------------------------|---------|-----------|---------------|----------|--------|-------------------|
| 1 | 24 | JOSÉ LAVADO GONZALEZ | 6 | 15:15.957 | | 2:09.633 | 25 | ALEVÍN 65 CC |
| 2 | 14 | JOSE LUIS MORENO PANIAGUA | 6 | 15:17.515 | 1.558 | 2:09.515 | 22 | ALEVÍN 65 CC |
| 3 | 212 | JAIME BORREGO ARIAS | 6 | 15:37.578 | 21.621 | 2:08.974 | 20 | ALEVÍN 65 CC |
| 4 | 27 | ALONSO PAREJO GONZALEZ | 6 | 15:56.244 | 40.287 | 2:13.344 | 18 | ALEVÍN 65 CC |
| 5 | 210 | HAYTHAM KAMRI | 6 | 16:18.660 | 1:02.703 | 2:16.387 | 16 | ALEVÍN 65 CC |
| 6 | 17 | JESUS NAVARRO HUERTAS, | 6 | 16:29.908 | 1:13.951 | 2:19.924 | 25 | 50 CC AUTOMATICAS |
| 7 | 317 | JOSE OTERO PINTO | 6 | 16:44.081 | 1:28.124 | 2:20.173 | 15 | ALEVÍN 65 CC |
| 8 | 94 | PABLO LORA CABALLERO | 6 | 16:47.788 | 1:31.831 | 2:21.632 | 14 | ALEVÍN 65 CC |
| 9 | 21 | AITOR AGUIAR MARTIN | 6 | 17:01.378 | 1:45.421 | 2:20.192 | 13 | ALEVÍN 65 CC |
| 10 | 76 | ARDHENIANSYAH NELSON CARIOLI | 6 | 17:03.916 | 1:47.959 | 2:23.511 | 12 | ALEVÍN 65 CC |
| 11 | 223 | ALEJANDRO TORRES FERNANDEZ | 6 | 17:04.983 | 1:49.026 | 2:19.546 | 11 | ALEVÍN 65 CC |
| 12 | 320 | SERGIO NAVARRO GAMERO | 6 | 17:08.046 | 1:52.089 | 2:23.379 | 22 | 50 CC AUTOMATICAS |
| 13 | 12 | PEDRO GODOY POLO | 6 | 17:14.475 | 1:58.518 | 2:24.880 | 10 | ALEVÍN 65 CC |
| 14 | 7 | AMINE BELCAID | 6 | 17:15.700 | 1:59.743 | 2:22.396 | 9 | ALEVÍN 65 CC |
| 15 | 10 | IVAN SANCHEZ RODRIGUEZ | 6 | 17:43.037 | 2:27.080 | 2:26.075 | 8 | ALEVÍN 65 CC |
| 16 | 121 | ISMAEL BERNALDEZ RENERO | 5 | 15:46.327 | 1 Vuelta | 2:28.462 | 7 | ALEVÍN 65 CC |
| 17 | 248 | PABLO CABRERA AVALOS | 5 | 16:00.453 | 1 Vuelta | 2:34.982 | 20 | 50 CC AUTOMATICAS |
| 18 | 55 | JOSE ANTONIO MORENO ROJAS | 5 | 16:12.464 | 1 Vuelta | 2:34.694 | 6 | ALEVÍN 65 CC |
| 19 | 44 | ANGEL FERNANDEZ SARMIENTO | 5 | 16:21.759 | 1 Vuelta | 2:35.285 | 18 | 50 CC AUTOMATICAS |
| 20 | 69 | JOSE MIGUEL SANCHEZ RUIZ | 5 | 16:26.992 | 1 Vuelta | 2:40.606 | 5 | ALEVÍN 65 CC |
| 21 | 31 | FCO JOSÉ MORENO BUTRON | 5 | 16:28.315 | 1 Vuelta | 2:32.772 | 4 | ALEVÍN 65 CC |
| 22 | 384 | IKER CORDERO BORDA | 5 | 16:33.795 | 1 Vuelta | 2:29.157 | 3 | ALEVÍN 65 CC |
| 23 | 20 | IZAN TORNAY NARVAEZ | 5 | 16:48.255 | 1 Vuelta | 2:40.985 | 2 | ALEVÍN 65 CC |
| 24 | 61 | OLIVER MATILLA ROMERO | 5 | 17:54.464 | 1 Vuelta | 2:54.936 | 16 | 50 CC AUTOMATICAS |
| 25 | 12 | OSCAR PALMAS ACUÑA | 4 | 16:59.617 | 2 Vueltas | 3:15.018 | 15 | 50 CC AUTOMATICAS |
| 26 | 141 | DAVID SALAS CASTELLANO | 4 | 18:05.013 | 2 Vueltas | 3:35.515 | 14 | 50 CC AUTOMATICAS |
| 27 | 76 | JOSE ANTONIO OREA NAVARRO | 3 | 15:19.705 | 3 Vueltas | 2:27.159 | 13 | 50 CC AUTOMATICAS |

No clasificado

| | | | | | | | | |
|----|-----|------------------------|---|----------|----|----------|---|-------------------|
| NT | 28 | HUGO RUIZ CORREDERA | 2 | 8:49.367 | NT | 2:53.523 | 0 | ALEVÍN 65 CC |
| NT | 21 | ABRAHAM POQUET PEREZ | | 2:41.183 | NT | | 0 | 50 CC AUTOMATICAS |
| NT | 176 | VICTOR CORBACHO ROLDAN | | | NT | | 0 | ALEVÍN 65 CC |

| Márgen de victoria | Velocidad media | Mejor tº de vuelta | Mejor Vel. | Mejor vuelta para |
|--------------------|-----------------|--------------------|------------|---------------------------|
| 1.558 | 28,298 | 2:08.974 | 33,495 | 212 - JAIME BORREGO ARIAS |

Cronometraje

Orbits



MX Interprovincial de Chiclana

Clasificado por vueltas

4. 50cc AUTO.-ALEVIN 65cc

Circuito de Chiclana 1,200 km

2ª Manga 50cc AUTO.-ALEVIN 65cc

27/01/2019 14:30

Carrera (10:00 y 2 Vueltas) iniciado a 14:21:20

| Pos. | Nº | Nombre | Vueltas | Total Tº | Dif. resp. 1º | Mejor Tm | Puntos | Clase |
|------|----|--------|---------|----------|---------------|----------|--------|-------|
|------|----|--------|---------|----------|---------------|----------|--------|-------|

ALEVÍN 65 CC

| | | | | | | | | |
|----|-----|------------------------------|---|-----------|----------|----------|----|--------------|
| 1 | 24 | JOSÉ LAVADO GONZALEZ | 6 | 15:15.957 | | 2:09.633 | 25 | ALEVÍN 65 CC |
| 2 | 14 | JOSE LUIS MORENO PANIAGUA | 6 | 15:17.515 | 1.558 | 2:09.515 | 22 | ALEVÍN 65 CC |
| 3 | 212 | JAIME BORREGO ARIAS | 6 | 15:37.578 | 21.621 | 2:08.974 | 20 | ALEVÍN 65 CC |
| 4 | 27 | ALONSO PAREJO GONZALEZ | 6 | 15:56.244 | 40.287 | 2:13.344 | 18 | ALEVÍN 65 CC |
| 5 | 210 | HAYTHAM KAMRI | 6 | 16:18.660 | 1:02.703 | 2:16.387 | 16 | ALEVÍN 65 CC |
| 6 | 317 | JOSE OTERO PINTO | 6 | 16:44.081 | 1:28.124 | 2:20.173 | 15 | ALEVÍN 65 CC |
| 7 | 94 | PABLO LORA CABALLERO | 6 | 16:47.788 | 1:31.831 | 2:21.632 | 14 | ALEVÍN 65 CC |
| 8 | 21 | AITOR AGUIAR MARTIN | 6 | 17:01.378 | 1:45.421 | 2:20.192 | 13 | ALEVÍN 65 CC |
| 9 | 76 | ARDHENIANSYAH NELSON CARIOLI | 6 | 17:03.916 | 1:47.959 | 2:23.511 | 12 | ALEVÍN 65 CC |
| 10 | 223 | ALEJANDRO TORRES FERNANDEZ | 6 | 17:04.983 | 1:49.026 | 2:19.546 | 11 | ALEVÍN 65 CC |
| 11 | 12 | PEDRO GODOY POLO | 6 | 17:14.475 | 1:58.518 | 2:24.880 | 10 | ALEVÍN 65 CC |
| 12 | 7 | AMINE BELCAID | 6 | 17:15.700 | 1:59.743 | 2:22.396 | 9 | ALEVÍN 65 CC |
| 13 | 10 | IVAN SANCHEZ RODRIGUEZ | 6 | 17:43.037 | 2:27.080 | 2:26.075 | 8 | ALEVÍN 65 CC |
| 14 | 121 | ISMAEL BERNALDEZ RENERO | 5 | 15:46.327 | 1 Vuelta | 2:28.462 | 7 | ALEVÍN 65 CC |
| 15 | 55 | JOSE ANTONIO MORENO ROJAS | 5 | 16:12.464 | 1 Vuelta | 2:34.694 | 6 | ALEVÍN 65 CC |
| 16 | 69 | JOSE MIGUEL SANCHEZ RUIZ | 5 | 16:26.992 | 1 Vuelta | 2:40.606 | 5 | ALEVÍN 65 CC |
| 17 | 31 | FCO JOSÉ MORENO BUTRON | 5 | 16:28.315 | 1 Vuelta | 2:32.772 | 4 | ALEVÍN 65 CC |
| 18 | 384 | IKER CORDERO BORDA | 5 | 16:33.795 | 1 Vuelta | 2:29.157 | 3 | ALEVÍN 65 CC |
| 19 | 20 | IZAN TORNAY NARVAEZ | 5 | 16:48.255 | 1 Vuelta | 2:40.985 | 2 | ALEVÍN 65 CC |

No clasificado

| | | | | | | | | |
|----|-----|------------------------|---|----------|----|----------|---|--------------|
| NT | 28 | HUGO RUIZ CORREDERA | 2 | 8:49.367 | NT | 2:53.523 | 0 | ALEVÍN 65 CC |
| NT | 176 | VICTOR CORBACHO ROLDAN | | | NT | | 0 | ALEVÍN 65 CC |

50 CC AUTOMATICAS

| | | | | | | | | |
|---|-----|---------------------------|---|-----------|-----------|----------|----|-------------------|
| 1 | 17 | JESUS NAVARRO HUERTAS, | 6 | 16:29.908 | | 2:19.924 | 25 | 50 CC AUTOMATICAS |
| 2 | 320 | SERGIO NAVARRO GAMERO | 6 | 17:08.046 | 38.138 | 2:23.379 | 22 | 50 CC AUTOMATICAS |
| 3 | 248 | PABLO CABRERA AVALOS | 5 | 16:00.453 | 1 Vuelta | 2:34.982 | 20 | 50 CC AUTOMATICAS |
| 4 | 44 | ANGEL FERNANDEZ SARMIENTO | 5 | 16:21.759 | 1 Vuelta | 2:35.285 | 18 | 50 CC AUTOMATICAS |
| 5 | 61 | OLIVER MATILLA ROMERO | 5 | 17:54.464 | 1 Vuelta | 2:54.936 | 16 | 50 CC AUTOMATICAS |
| 6 | 12 | OSCAR PALMAS ACUÑA | 4 | 16:59.617 | 2 Vueltas | 3:15.018 | 15 | 50 CC AUTOMATICAS |
| 7 | 141 | DAVID SALAS CASTELLANO | 4 | 18:05.013 | 2 Vueltas | 3:35.515 | 14 | 50 CC AUTOMATICAS |
| 8 | 76 | JOSE ANTONIO OREA NAVARRO | 3 | 15:19.705 | 3 Vueltas | 2:27.159 | 13 | 50 CC AUTOMATICAS |

No clasificado

| | | | | | | | | |
|----|----|----------------------|--|----------|----|--|---|-------------------|
| NT | 21 | ABRAHAM POQUET PEREZ | | 2:41.183 | NT | | 0 | 50 CC AUTOMATICAS |
|----|----|----------------------|--|----------|----|--|---|-------------------|

| Márgen de victoria | Velocidad media | Mejor tº de vuelta | Mejor Vel. | Mejor vuelta para |
|--------------------|-----------------|--------------------|------------|---------------------------|
| 1.558 | 28,298 | 2:08.974 | 33,495 | 212 - JAIME BORREGO ARIAS |

Cronometraje

Orbits



MX Interprovincial de Chiclana

4. 50cc AUTO.-ALEVIN 65cc

Circuito de Chiclana 1,200 km

2ª Manga 50cc AUTO.-ALEVIN 65cc

27/01/2019 14:30

Carrera (10:00 y 2 Vueltas) iniciado a 14:21:20

| Vuelta | Tiempo de vuelta | Dif. resp. 1° | Hora del día |
|----------------------------------|------------------|---------------|--------------|
| (24) JOSÉ LAVADO GONZALEZ | | | |
| 1 | 2:09.633 | | 14:25:40.247 |
| 2 | 2:10.357 | +0.724 | 14:27:50.604 |
| 3 | 2:11.390 | +1.757 | 14:30:01.994 |
| 4 | 2:11.686 | +2.053 | 14:32:13.680 |
| 5 | 2:12.554 | +2.921 | 14:34:26.234 |
| 6 | 2:10.473 | +0.840 | 14:36:36.707 |

| Vuelta | Tiempo de vuelta | Dif. resp. 1° | Hora del día |
|---------------------------------------|------------------|---------------|--------------|
| (14) JOSE LUIS MORENO PANIAGUA | | | |
| 1 | 2:09.515 | | 14:25:40.870 |
| 2 | 2:10.555 | +1.040 | 14:27:51.425 |
| 3 | 2:10.920 | +1.405 | 14:30:02.345 |
| 4 | 2:11.719 | +2.204 | 14:32:14.064 |
| 5 | 2:13.156 | +3.641 | 14:34:27.220 |
| 6 | 2:11.045 | +1.530 | 14:36:38.265 |

| Vuelta | Tiempo de vuelta | Dif. resp. 1° | Hora del día |
|----------------------------------|------------------|---------------|--------------|
| (212) JAIME BORREGO ARIAS | | | |
| 1 | 2:08.974 | | 14:25:38.290 |
| 2 | 2:12.752 | +3.778 | 14:27:51.042 |
| 3 | 2:15.726 | +6.752 | 14:30:06.768 |
| 4 | 2:13.809 | +4.835 | 14:32:20.577 |
| 5 | 2:19.780 | +10.806 | 14:34:40.357 |
| 6 | 2:17.971 | +8.997 | 14:36:58.328 |

| Vuelta | Tiempo de vuelta | Dif. resp. 1° | Hora del día |
|------------------------------------|------------------|---------------|--------------|
| (27) ALONSO PAREJO GONZALEZ | | | |
| 1 | 2:13.344 | | 14:25:48.126 |
| 2 | 2:14.726 | +1.382 | 14:28:02.852 |
| 3 | 2:15.553 | +2.209 | 14:30:18.405 |
| 4 | 2:17.775 | +4.431 | 14:32:36.180 |
| 5 | 2:21.846 | +8.502 | 14:34:58.026 |
| 6 | 2:18.968 | +5.624 | 14:37:16.994 |

| Vuelta | Tiempo de vuelta | Dif. resp. 1° | Hora del día |
|----------------------------|------------------|---------------|--------------|
| (210) HAYTHAM KAMRI | | | |
| 1 | 2:19.148 | +2.761 | 14:25:58.031 |
| 2 | 2:16.387 | | 14:28:14.418 |
| 3 | 2:21.504 | +5.117 | 14:30:35.922 |
| 4 | 2:23.142 | +6.755 | 14:32:59.064 |
| 5 | 2:19.255 | +2.868 | 14:35:18.319 |
| 6 | 2:21.091 | +4.704 | 14:37:39.410 |

| Vuelta | Tiempo de vuelta | Dif. resp. 1° | Hora del día |
|------------------------------------|------------------|---------------|--------------|
| (17) JESUS NAVARRO HUERTAS, | | | |
| 1 | 2:21.234 | +1.310 | 14:26:02.502 |
| 2 | 2:21.635 | +1.711 | 14:28:24.137 |
| 3 | 2:19.924 | | 14:30:44.061 |
| 4 | 2:22.447 | +2.523 | 14:33:06.508 |
| 5 | 2:21.638 | +1.714 | 14:35:28.146 |
| 6 | 2:22.512 | +2.588 | 14:37:50.658 |

| Vuelta | Tiempo de vuelta | Dif. resp. 1° | Hora del día |
|-------------------------------|------------------|---------------|--------------|
| (317) JOSE OTERO PINTO | | | |
| 1 | 2:23.093 | +2.920 | 14:26:09.206 |
| 2 | 2:26.469 | +6.296 | 14:28:35.675 |
| 3 | 2:21.705 | +1.532 | 14:30:57.380 |
| 4 | 2:24.858 | +4.685 | 14:33:22.238 |
| 5 | 2:22.420 | +2.247 | 14:35:44.658 |
| 6 | 2:20.173 | | 14:38:04.831 |

| Vuelta | Tiempo de vuelta | Dif. resp. 1° | Hora del día |
|----------------------------------|------------------|---------------|--------------|
| (94) PABLO LORA CABALLERO | | | |
| 1 | 2:24.073 | +2.441 | 14:26:12.051 |
| 2 | 2:24.469 | +2.837 | 14:28:36.520 |
| 3 | 2:21.632 | | 14:30:58.152 |
| 4 | 2:24.585 | +2.953 | 14:33:22.737 |
| 5 | 2:21.652 | +0.020 | 14:35:44.389 |
| 6 | 2:24.149 | +2.517 | 14:38:08.538 |

| Vuelta | Tiempo de vuelta | Dif. resp. 1° | Hora del día |
|---------------------------------|------------------|---------------|--------------|
| (21) AITOR AGUIAR MARTIN | | | |

| Vuelta | Tiempo de vuelta | Dif. resp. 1° | Hora del día |
|--------|------------------|---------------|--------------|
| 1 | 2:26.065 | +5.873 | 14:26:12.463 |
| 2 | 2:24.433 | +4.241 | 14:28:36.896 |
| 3 | 2:22.117 | +1.925 | 14:30:59.013 |
| 4 | 2:38.513 | +18.321 | 14:33:37.526 |
| 5 | 2:24.410 | +4.218 | 14:36:01.936 |
| 6 | 2:20.192 | | 14:38:22.128 |

| Vuelta | Tiempo de vuelta | Dif. resp. 1° | Hora del día |
|--|------------------|---------------|--------------|
| (76) ARDHENIANSYAH NELSON CARIOLI | | | |
| 1 | 2:27.080 | +3.569 | 14:26:17.106 |
| 2 | 2:24.817 | +1.306 | 14:28:41.923 |
| 3 | 2:25.588 | +2.077 | 14:31:07.511 |
| 4 | 2:27.781 | +4.270 | 14:33:35.292 |
| 5 | 2:25.863 | +2.352 | 14:36:01.155 |
| 6 | 2:23.511 | | 14:38:24.666 |

| Vuelta | Tiempo de vuelta | Dif. resp. 1° | Hora del día |
|---|------------------|---------------|--------------|
| (223) ALEJANDRO TORRES FERNANDEZ | | | |
| 1 | 2:59.039 | +39.493 | 14:26:36.024 |
| 2 | 2:24.117 | +4.571 | 14:29:00.141 |
| 3 | 2:21.871 | +2.325 | 14:31:22.012 |
| 4 | 2:22.190 | +2.644 | 14:33:44.202 |
| 5 | 2:19.546 | | 14:36:03.748 |
| 6 | 2:21.985 | +2.439 | 14:38:25.733 |

| Vuelta | Tiempo de vuelta | Dif. resp. 1° | Hora del día |
|------------------------------------|------------------|---------------|--------------|
| (320) SERGIO NAVARRO GAMERO | | | |
| 1 | 2:27.096 | +3.717 | 14:26:21.488 |
| 2 | 2:25.273 | +1.894 | 14:28:46.761 |
| 3 | 2:23.379 | | 14:31:10.140 |
| 4 | 2:26.940 | +3.561 | 14:33:37.080 |
| 5 | 2:25.962 | +2.583 | 14:36:03.042 |
| 6 | 2:25.754 | +2.375 | 14:38:28.796 |

| Vuelta | Tiempo de vuelta | Dif. resp. 1° | Hora del día |
|------------------------------|------------------|---------------|--------------|
| (12) PEDRO GODOY POLO | | | |
| 1 | 2:27.799 | +2.919 | 14:26:22.876 |
| 2 | 2:26.097 | +1.217 | 14:28:48.973 |
| 3 | 2:29.499 | +4.619 | 14:31:18.472 |
| 4 | 2:26.862 | +1.982 | 14:33:45.334 |
| 5 | 2:25.011 | +0.131 | 14:36:10.345 |
| 6 | 2:24.880 | | 14:38:35.225 |

| Vuelta | Tiempo de vuelta | Dif. resp. 1° | Hora del día |
|--------------------------|------------------|---------------|--------------|
| (7) AMINE BELCAID | | | |
| 1 | 2:22.396 | | 14:26:11.089 |
| 2 | 2:41.968 | +19.572 | 14:28:53.057 |
| 3 | 2:26.962 | +4.566 | 14:31:20.019 |
| 4 | 2:26.683 | +4.287 | 14:33:46.702 |
| 5 | 2:24.590 | +2.194 | 14:36:11.292 |
| 6 | 2:25.158 | +2.762 | 14:38:36.450 |

| Vuelta | Tiempo de vuelta | Dif. resp. 1° | Hora del día |
|------------------------------------|------------------|---------------|--------------|
| (10) IVAN SANCHEZ RODRIGUEZ | | | |
| 1 | 2:28.070 | +1.995 | 14:26:19.726 |
| 2 | 2:26.369 | +0.294 | 14:28:46.095 |
| 3 | 2:31.388 | +5.313 | 14:31:17.483 |
| 4 | 2:26.075 | | 14:33:43.558 |
| 5 | 2:48.848 | +22.773 | 14:36:32.406 |
| 6 | 2:31.381 | +5.306 | 14:39:03.787 |

| Vuelta | Tiempo de vuelta | Dif. resp. 1° | Hora del día |
|--------------------------------------|------------------|---------------|--------------|
| (121) ISMAEL BERNALDEZ RENERO | | | |
| 1 | 3:07.800 | +39.338 | 14:27:12.574 |
| 2 | 2:28.740 | +0.278 | 14:29:41.314 |
| 3 | 2:28.462 | | 14:32:09.776 |
| 4 | 2:28.832 | +0.370 | 14:34:38.608 |
| 5 | 2:28.469 | +0.007 | 14:37:07.077 |

| Vuelta | Tiempo de vuelta | Dif. resp. 1° | Hora del día |
|-----------------------------------|------------------|---------------|--------------|
| (248) PABLO CABRERA AVALOS | | | |
| 1 | 2:34.982 | | 14:26:35.451 |
| 2 | 2:35.761 | +0.779 | 14:29:11.212 |
| 3 | 2:46.599 | +11.617 | 14:31:57.811 |

| Vuelta | Tiempo de vuelta | Dif. resp. 1° | Hora del día |
|--------|------------------|---------------|--------------|
| 4 | 2:47.713 | +12.731 | 14:34:45.524 |
| 5 | 2:35.679 | +0.697 | 14:37:21.203 |

| Vuelta | Tiempo de vuelta | Dif. resp. 1° | Hora del día |
|---------------------------------------|------------------|---------------|--------------|
| (55) JOSE ANTONIO MORENO ROJAS | | | |
| 1 | 2:34.694 | | 14:26:41.217 |
| 2 | 2:35.247 | +0.553 | 14:29:16.464 |
| 3 | 2:37.881 | +3.187 | 14:31:54.345 |
| 4 | 2:38.519 | +3.825 | 14:34:32.864 |
| 5 | 3:00.350 | +25.656 | 14:37:33.214 |

| Vuelta | Tiempo de vuelta | Dif. resp. 1° | Hora del día |
|---------------------------------------|------------------|---------------|--------------|
| (44) ANGEL FERNANDEZ SARMIENTO | | | |
| 1 | 2:35.285 | | 14:26:34.440 |
| 2 | 2:48.489 | +13.204 | 14:29:22.929 |
| 3 | 2:49.386 | +14.101 | 14:32:12.315 |
| 4 | 2:45.356 | +10.071 | 14:34:57.671 |
| 5 | 2:44.838 | +9.553 | 14:37:42.509 |

| Vuelta | Tiempo de vuelta | Dif. resp. 1° | Hora del día |
|--------------------------------------|------------------|---------------|--------------|
| (69) JOSE MIGUEL SANCHEZ RUIZ | | | |
| 1 | 2:46.162 | +5.556 | 14:26:58.291 |
| 2 | 2:42.387 | +1.781 | 14:29:40.678 |
| 3 | 2:44.961 | +4.355 | 14:32:25.639 |
| 4 | 2:40.606 | | 14:35:06.245 |
| 5 | 2:41.497 | +0.891 | 14:37:47.742 |

| Vuelta | Tiempo de vuelta | Dif. resp. 1° | Hora del día |
|------------------------------------|------------------|---------------|--------------|
| (31) FCO JOSÉ MORENO BUTRON | | | |
| 1 | 2:35.609 | +2.837 | 14:26:58.873 |
| 2 | 2:32.772 | | 14:29:31.645 |
| 3 | 2:40.970 | +8.198 | 14:32:12.615 |
| 4 | 3:03.385 | +30.613 | 14:35:16.005 |
| 5 | 2:33.065 | +0.293 | 14:37:49.065 |

| Vuelta | Tiempo de vuelta | Dif. resp. 1° | Hora del día |
|---------------------------------|------------------|---------------|--------------|
| (384) IKER CORDERO BORDA | | | |
| 1 | 3:32.397 | +1:03.240 | 14:27:29.430 |
| 2 | 2:31.591 | +2.434 | 14:30:01.021 |
| 3 | 2:29.157 | | 14:32:30.178 |
| 4 | 2:48.126 | +18.969 | 14:35:18.304 |
| 5 | 2:36.241 | +7.084 | 14:37:54.545 |

| Vuelta | Tiempo de vuelta | Dif. resp. 1° | Hora del día |
|---------------------------------|------------------|---------------|--------------|
| (20) IZAN TORNAY NARVAEZ | | | |
| 1 | 2:47.213 | +6.228 | 14:26:57.789 |
| 2 | 2:40.985 | | 14:29:38.774 |
| 3 | 2:45.836 | +4.851 | 14:32:24.610 |
| 4 | 2:52.841 | +11.856 | 14:35:17.451 |
| 5 | 2:51.554 | +10.569 | 14:38:09.005 |

| Vuelta | Tiempo de vuelta | Dif. resp. 1° | Hora del día |
|-----------------------------------|------------------|---------------|--------------|
| (61) OLIVER MATILLA ROMERO | | | |
| 1 | 3:02.058 | +7.122 | 14:27:19.882 |
| 2 | 2:54.936 | | 14:30:14.818 |
| 3 | 2:58.576 | +3.640 | 14:33:13.394 |
| 4 | 2:55.335 | +0.399 | 14:36:08.729 |
| 5 | 3:06.485 | +11.549 | 14:39:15.214 |

| Vuelta | Tiempo de vuelta | Dif. resp. 1° | Hora del día |
|--------------------------------|------------------|---------------|--------------|
| (12) OSCAR PALMAS ACUÑA | | | |
| 1 | 3:15.018 | | 14:27:51.122 |
| 2 | 3:21.333 | +6.315 | 14:31:12.455 |
| 3 | 3:23.827 | +8.809 | 14:34:36.282 |
| | | | |

MX Interprovincial de Chiclana

4. 50cc AUTO.-ALEVIN 65cc

Circuito de Chiclana 1,200 km

2ª Manga 50cc AUTO.-ALEVIN 65cc

27/01/2019 14:30

Carrera (10:00 y 2 Vueltas) iniciado a 14:21:20

| Vuelta | Tiempo de vuelta | Dif. resp. 1° | Hora del día |
|--------|------------------|---------------|--------------|
| 2 | 2:27.159 | | 14:28:47.642 |
| 3 | 7:52.813 | +5:25.654 | 14:36:40.455 |

(28) HUGO RUIZ CORREDERA

| Vuelta | Tiempo de vuelta | Dif. resp. 1° | Hora del día |
|--------|------------------|---------------|--------------|
| 1 | 2:53.523 | | 14:27:16.540 |
| 2 | 2:53.577 | +0.054 | 14:30:10.117 |

| Vuelta | Tiempo de vuelta | Dif. resp. 1° | Hora del día |
|--------|------------------|---------------|--------------|
|--------|------------------|---------------|--------------|

| Vuelta | Tiempo de vuelta | Dif. resp. 1° | Hora del día |
|--------|------------------|---------------|--------------|
|--------|------------------|---------------|--------------|

MX Interprovincial de Chiclana

Vuelta a vuelta


4. 50cc AUTO.-ALEVIN 65cc

Circuito de Chiclana 1,200 km

2ª Manga 50cc AUTO.-ALEVIN 65cc

27/01/2019 14:30

Carrera (10:00 y 2 Vueltas) iniciado a 14:21:20



| Competidores | Vueltas | | | | | | | |
|-----------------------------------|---------|-----|-----|-----|-----|-----|-----|-----|
| | 0 | 1 | 2 | 3 | 4 | 5 | 6 | |
| JAIME BORREGO ARIAS (212) | 1 | 212 | 212 | 24 | 24 | 24 | 24 | 24 |
| JOSÉ LAVADO GONZALEZ (24) | 2 | 24 | 24 | 212 | 14 | 14 | 14 | 14 |
| JOSE LUIS MORENO PANIAGUA (14) | 3 | 14 | 14 | 14 | 212 | 212 | 212 | 212 |
| ALONSO PAREJO GONZALEZ (27) | 4 | 27 | 27 | 27 | 27 | 27 | 27 | 27 |
| ALEJANDRO TORRES FERNANDEZ (223) | 5 | 223 | 210 | 210 | 210 | 210 | 210 | 210 |
| HAYTHAM KAMRI (210) | 6 | 210 | 17 | 17 | 17 | 17 | 17 | 17 |
| JESUS NAVARRO HUERTAS, (17) | 7 | 17 | 317 | 317 | 317 | 317 | 94 | 317 |
| JOSE OTERO PINTO (317) | 8 | 317 | 7 | 94 | 94 | 94 | 317 | 94 |
| AITOR AGUIAR MARTIN (21) | 9 | 21 | 94 | 21 | 21 | 76 | 76 | 21 |
| PABLO LORA CABALLERO (94) | 10 | 94 | 21 | 76 | 76 | 320 | 21 | 76 |
| AMINE BELCAID (7) | 11 | 7 | 76 | 10 | 320 | 21 | 320 | 223 |
| ARDHENIANSYAH NELSON CARIOLI (76) | 12 | 76 | 10 | 320 | 10 | 10 | 223 | 320 |
| IVAN SANCHEZ RODRIGUEZ (10) | 13 | 10 | 76 | 76 | 12 | 223 | 12 | 12 |
| JOSE ANTONIO OREA NAVARRO (76) | 14 | 76 | 320 | 12 | 7 | 12 | 7 | 7 |
| SERGIO NAVARRO GAMERO (320) | 15 | 320 | 12 | 7 | 223 | 7 | 10 | 10 |
| PEDRO GODOY POLO (12) | 16 | 12 | 44 | 223 | 55 | 55 | 121 | |
| IKER CORDERO BORDA (384) | 17 | 384 | 248 | 248 | 248 | 121 | 248 | |
| ANGEL FERNANDEZ SARMIENTO (44) | 18 | 44 | 223 | 55 | 121 | 248 | 55 | |
| PABLO CABRERA AVALOS (248) | 19 | 248 | 55 | 44 | 44 | 44 | 44 | |
| ABRAHAM POQUET PEREZ (21) | 20 | 21 | 20 | 31 | 31 | 69 | 69 | |
| ISMAEL BERNALDEZ RENERO (121) | 21 | 121 | 69 | 20 | 20 | 31 | 31 | |
| JOSE ANTONIO MORENO ROJAS (55) | 22 | 55 | 31 | 69 | 69 | 20 | 384 | |
| IZAN TORNAY NARVAEZ (20) | 23 | 20 | 121 | 121 | 384 | 384 | 20 | |
| JOSE MIGUEL SANCHEZ RUIZ (69) | 24 | 69 | 28 | 384 | 61 | 61 | 61 | |
| OLIVER MATILLA ROMERO (61) | 25 | 61 | 61 | 28 | 12 | 12 | | |
| HUGO RUIZ CORREDERA (28) | 26 | 28 | 384 | 61 | 141 | 141 | | |
| FCO JOSÉ MORENO BUTRON (31) | 27 | 31 | 12 | 12 | 76 | | | |
| OSCAR PALMAS ACUÑA (12) | 28 | 12 | 141 | 141 | | | | |
| DAVID SALAS CASTELLANO (141) | 29 | 141 | | | | | | |
| - | 30 | | | | | | | |

MX Interprovincial de Chiclana

4. 50cc AUTO.-ALEVIN 65cc

Circuito de Chiclana 1,200 km

GENERAL 50 CC AUTO- ALEVIN 65 CC

| Pos. | Nº | Nombre | total puntos | 1Chi | 2Chi | Marca | Club |
|--------------------------|-----|------------------------------|--------------|------|------|-----------|----------------------------------|
| ALEVIN 65 CC | | | | | | | |
| 1 | 14 | JOSE LUIS MORENO PANIAGUA | 47 | 25 | 22 | KTM | M.C. LAS ARENAS |
| 2 | 24 | JOSÉ LAVADO GONZALEZ | 43 | 18 | 25 | KTM | M.C. LAS ARENAS |
| 3 | 27 | ALONSO PAREJO GONZALEZ | 40 | 22 | 18 | KTM | M.C. LAS ARENAS |
| 4 | 212 | JAIME BORREGO ARIAS | 36 | 16 | 20 | | C.D. MOTEROS DEL SUR ECOLOGISTAS |
| 5 | 223 | ALEJANDRO TORRES FERNANDEZ | 31 | 20 | 11 | | C.D. SALTAMONTES DEL GENAL |
| 6 | 210 | HAYTHAM KAMRI | 30 | 14 | 16 | KTM | C.D. ESCUDERIA ZAMBRANA |
| 7 | 94 | PABLO LORA CABALLERO | 29 | 15 | 14 | KTM | M.C. RONDA |
| 8 | 317 | JOSE OTERO PINTO | 27 | 12 | 15 | YAMAHA | M.C. REBUFO CHICLANA |
| 9 | 21 | AITOR AGUIAR MARTIN | 24 | 11 | 13 | KTM | M.C. RODERA HUMEDA |
| 10 | 7 | AMINE BELCAID | 22 | 13 | 9 | KTM | ESC. ZAMBRANA |
| 11 | 76 | ARDHENIANSYAH NELSON CARIOLI | 22 | 10 | 12 | | M.C. VILLA DE OJEN |
| 12 | 12 | PEDRO GODOY POLO | 18 | 8 | 10 | KTM | M.C. LAS ARENAS |
| 13 | 10 | IVAN SANCHEZ RODRIGUEZ | 17 | 9 | 8 | KTM | M.C. ALMONTE |
| 14 | 55 | JOSE ANTONIO MORENO ROJAS | 12 | 6 | 6 | KTM | C.D. MX LOS VALLES DE ALOZAINA |
| 15 | 121 | ISMAEL BERNALDEZ RENERO | 11 | 4 | 7 | KTM | C.D. TRT RACING SERVICE |
| 16 | 384 | IKER CORDERO BORDA | 10 | 7 | 3 | KTM | M.C. EXTREMADURA RACING |
| 17 | 69 | JOSE MIGUEL SANCHEZ RUIZ | 8 | 3 | 5 | KTM | M.C. MOTOS ORTIZ MARBELLA |
| 18 | 176 | VICTOR CORBACHO ROLDAN | 5 | 5 | 0 | KTM | M.C. RONDA |
| 19 | 31 | FCO JOSÉ MORENO BUTRON | 4 | 0 | 4 | | M.C. REBUFO CHICLANA |
| 20 | 20 | IZAN TORNAY NARVAEZ | 4 | 2 | 2 | KTM | C.D. MX JEREZ |
| 21 | 28 | HUGO RUIZ CORREDERA | 1 | 1 | 0 | KTM | C.D. TRT RACING SERVICE |
| 50 CC AUTOMATICAS | | | | | | | |
| 1 | 17 | JESUS NAVARRO HUERTAS, | 50 | 25 | 25 | HUSQVARNA | M.C. ALESER |
| 2 | 320 | SERGIO NAVARRO GAMERO | 44 | 22 | 22 | | C.D. MX PARK COSTA DEL SOL |
| 3 | 248 | PABLO CABRERA AVALOS | 38 | 18 | 20 | HUSQVARNA | M.C. ALMONTE |
| 4 | 44 | ANGEL FERNANDEZ SARMIENTO | 34 | 16 | 18 | HUSQVARNA | M.C. CEUTA |
| 5 | 76 | JOSE ANTONIO OREA NAVARRO | 33 | 20 | 13 | HUSQVARNA | M.C. ALCALA GUADARIA |
| 6 | 61 | OLIVER MATILLA ROMERO | 30 | 14 | 16 | HUSQVARNA | M.C. ALESER |
| 7 | 12 | OSCAR PALMAS ACUÑA | 28 | 13 | 15 | KTM | C.D. MURIEL RACING TEAM |
| 8 | 21 | ABRAHAM POQUET PEREZ | 15 | 15 | 0 | KTM | C.D. MAIK RACING SEVILLA |
| 9 | 141 | DAVID SALAS CASTELLANO | 14 | 0 | 14 | KTM | M.C. BOLLULLOS |

MX Interprovincial de Chiclana

Clasificado por mejor tiempo de vuelta

5. MX1-MX2

Circuito de Chiclana 1,200 km

Cronometrados MX1-MX2

27/01/2019 10:45

Clasificación (15:00 Tiempo) iniciado a 10:46:30

| Pos. | Nº | Nombre | Apellido/s | Marca | Dif. resp. 1º | Mejor Tm | Vueltas | Clase |
|------|-----|---------------|--------------------|-----------|---------------|----------|---------|-------|
| 1 | 1 | JOSE ANTONIO | BUTRON OLIVA | KTM | | 1:40.876 | 6 | MX-1 |
| 2 | 39 | MANUEL | BELTRAN GARRIDO | KTM | 1.697 | 1:42.573 | 3 | MX-1 |
| 3 | 519 | JOSE ANTONIO | APARICIO SANCHEZ | YAMAHA | 3.873 | 1:44.749 | 5 | MX-2 |
| 4 | 325 | ALFARIZI | MUHAMMAD DELVINTOR | | 3.988 | 1:44.864 | 5 | MX-2 |
| 5 | 179 | RICHARD | SYKINA | KTM | 4.311 | 1:45.187 | 5 | MX-2 |
| 6 | 317 | MIGUEL ANGEL | SUAREZ FERNANDEZ | KTM | 4.661 | 1:45.537 | 6 | MX-2 |
| 7 | 35 | PEDRO | HERRERA LUQUE | YAMAHA | 5.128 | 1:46.004 | 7 | MX-1 |
| 8 | 313 | PETER | POLAK | KTM | 5.360 | 1:46.236 | 3 | MX-2 |
| 9 | 397 | DENIS | CANTO SERRANO | TM | 6.121 | 1:46.997 | 5 | MX-2 |
| 10 | 85 | JONATHAN | MARQUEZ RODRIGUEZ | | 8.716 | 1:49.592 | 6 | MX-1 |
| 11 | 161 | GONZALO | GOMEZ VILLEGAS | | 9.871 | 1:50.747 | 7 | MX-2 |
| 12 | 57 | JOSE ALBERTO | ALMENARA CAMISÓN | YAMAHA | 11.043 | 1:51.919 | 6 | MX-1 |
| 13 | 257 | JONATAN | ALMENARA CAMISON | KTM | 12.448 | 1:53.324 | 2 | MX-2 |
| 14 | 727 | JULIAN | MATEO SIERRA | | 14.574 | 1:55.450 | 1 | MX-2 |
| 15 | 221 | PABLO | CABRERA GONZÁLEZ | KTM | 16.592 | 1:57.468 | 6 | MX-2 |
| 16 | 19 | MARCO | BAENA VELA | YAMAHA | 17.665 | 1:58.541 | 2 | MX-1 |
| 17 | 91 | JESUS | QUINTERO HERNADEZ | HONDA | 18.752 | 1:59.628 | 6 | MX-1 |
| 18 | 34 | ALBERTO | PACHECO PEREZ | YAMAHA | 19.002 | 1:59.878 | 3 | MX-1 |
| 19 | 198 | JOSE ENRIQUE | MERIDA GALIANA | KAWASAKI | 19.138 | 2:00.014 | 3 | MX-1 |
| 20 | 77 | TOMAS IGNACIO | MERCADO CAMPO | KTM | 19.514 | 2:00.390 | 4 | MX-2 |
| 21 | 169 | VICTOR | RODRIGUEZ CEBRIAN | HUSQVARNA | 23.578 | 2:04.454 | 1 | MX-1 |

MX Interprovincial de Chiclana

Clasificado por mejor tiempo de vuelta

5. MX1-MX2

Circuito de Chiclana 1,200 km

Cronometrados MX1-MX2

27/01/2019 10:45

Clasificación (15:00 Tiempo) iniciado a 10:46:30

| Pos. | Nº | Nombre | Apellido/s | Marca | Dif. resp. 1º | Mejor Tm | Vueltas | Clase |
|-------------|-----|--------------|-------------------|-----------|---------------|----------|---------|--------|
| MX-1 | | | | | | | | |
| 1 | 1 | JOSE ANTONIO | BUTRON OLIVA | KTM | | 1:40.876 | 6 | 7 MX-1 |
| 2 | 39 | MANUEL | BELTRAN GARRIDO | KTM | 1.697 | 1:42.573 | 3 | 7 MX-1 |
| 3 | 35 | PEDRO | HERRERA LUQUE | YAMAHA | 5.128 | 1:46.004 | 7 | 7 MX-1 |
| 4 | 85 | JONATHAN | MARQUEZ RODRIGUEZ | | 8.716 | 1:49.592 | 6 | 7 MX-1 |
| 5 | 57 | JOSE ALBERTO | ALMENARA CAMISÓN | YAMAHA | 11.043 | 1:51.919 | 6 | 7 MX-1 |
| 6 | 19 | MARCO | BAENA VELA | YAMAHA | 17.665 | 1:58.541 | 2 | 5 MX-1 |
| 7 | 91 | JESUS | QUINTERO HERNADEZ | HONDA | 18.752 | 1:59.628 | 6 | 6 MX-1 |
| 8 | 34 | ALBERTO | PACHECO PEREZ | YAMAHA | 19.002 | 1:59.878 | 3 | 6 MX-1 |
| 9 | 198 | JOSE ENRIQUE | MERIDA GALIANA | KAWASAKI | 19.138 | 2:00.014 | 3 | 7 MX-1 |
| 10 | 169 | VICTOR | RODRIGUEZ CEBRIAN | HUSQVARNA | 23.578 | 2:04.454 | 1 | 4 MX-1 |

MX-2

| | | | | | | | | |
|----|-----|---------------|--------------------|--------|--------|----------|---|--------|
| 1 | 519 | JOSE ANTONIO | APARICIO SANCHEZ | YAMAHA | | 1:44.749 | 5 | 5 MX-2 |
| 2 | 325 | ALFARIZI | MUHAMMAD DELVINTOR | | 0.115 | 1:44.864 | 5 | 7 MX-2 |
| 3 | 179 | RICHARD | SYKINA | KTM | 0.438 | 1:45.187 | 5 | 6 MX-2 |
| 4 | 317 | MIGUEL ANGEL | SUAREZ FERNANDEZ | KTM | 0.788 | 1:45.537 | 6 | 7 MX-2 |
| 5 | 313 | PETER | POLAK | KTM | 1.487 | 1:46.236 | 3 | 6 MX-2 |
| 6 | 397 | DENIS | CANTO SERRANO | TM | 2.248 | 1:46.997 | 5 | 7 MX-2 |
| 7 | 161 | GONZALO | GOMEZ VILLEGAS | | 5.998 | 1:50.747 | 7 | 7 MX-2 |
| 8 | 257 | JONATAN | ALMENARA CAMISON | KTM | 8.575 | 1:53.324 | 2 | 6 MX-2 |
| 9 | 727 | JULIAN | MATEO SIERRA | | 10.701 | 1:55.450 | 1 | 6 MX-2 |
| 10 | 221 | PABLO | CABRERA GONZÁLEZ | KTM | 12.719 | 1:57.468 | 6 | 7 MX-2 |
| 11 | 77 | TOMAS IGNACIO | MERCADO CAMPO | KTM | 15.641 | 2:00.390 | 4 | 6 MX-2 |

MX Interprovincial de Chiclana

5. MX1-MX2

Circuito de Chiclana 1,200 km

Cronometrados MX1-MX2

27/01/2019 10:45

Clasificación (15:00 Tiempo) iniciado a 10:46:30

| Vuelta | Tiempo de vuelta | Dif. resp. 1° | Hora del día |
|--------------------------------------|------------------|---------------|--------------|
| (1) JOSE ANTONIO BUTRON OLIVA | | | |
| 1 | 1:45.115 | +4.239 | 10:50:06.794 |
| 2 | 2:31.454 | +50.578 | 10:52:38.248 |
| 3 | 1:47.884 | +7.008 | 10:54:26.132 |
| 4 | 1:41.351 | +0.475 | 10:56:07.483 |
| 5 | 2:02.122 | +21.246 | 10:58:09.605 |
| 6 | 1:40.876 | | 10:59:50.481 |
| 7 | 2:00.018 | +19.142 | 11:01:50.499 |

| Vuelta | Tiempo de vuelta | Dif. resp. 1° | Hora del día |
|------------------------------------|------------------|---------------|--------------|
| (39) MANUEL BELTRAN GARRIDO | | | |
| 1 | 1:47.034 | +4.461 | 10:50:10.698 |
| 2 | 1:45.800 | +3.227 | 10:51:56.498 |
| 3 | 1:42.573 | | 10:53:39.071 |
| 4 | 1:46.726 | +4.153 | 10:55:25.797 |
| 5 | 3:32.518 | +1:49.945 | 10:58:58.315 |
| 6 | 1:43.987 | +1.414 | 11:00:42.302 |
| 7 | 1:52.579 | +10.006 | 11:02:34.881 |

| Vuelta | Tiempo de vuelta | Dif. resp. 1° | Hora del día |
|--|------------------|---------------|--------------|
| (519) JOSE ANTONIO APARICIO SANCHEZ | | | |
| 1 | 1:50.800 | +6.051 | 10:50:18.120 |
| 2 | 1:54.900 | +10.151 | 10:52:13.020 |
| 3 | 2:14.549 | +29.800 | 10:54:27.569 |
| 4 | 2:01.391 | +16.642 | 10:56:28.960 |
| 5 | 1:44.749 | | 10:58:13.709 |

| Vuelta | Tiempo de vuelta | Dif. resp. 1° | Hora del día |
|--|------------------|---------------|--------------|
| (325) ALFARIZI MUHAMMAD DELVINTOR | | | |
| 1 | 2:15.499 | +30.635 | 10:51:10.532 |
| 2 | 2:18.578 | +33.714 | 10:53:29.110 |
| 3 | 1:46.602 | +1.738 | 10:55:15.712 |
| 4 | 2:09.791 | +24.927 | 10:57:25.503 |
| 5 | 1:44.864 | | 10:59:10.367 |
| 6 | 2:16.528 | +31.664 | 11:01:26.895 |
| 7 | 1:45.362 | +0.498 | 11:03:12.257 |

| Vuelta | Tiempo de vuelta | Dif. resp. 1° | Hora del día |
|-----------------------------|------------------|---------------|--------------|
| (179) RICHARD SYKINA | | | |
| 1 | 2:04.184 | +18.997 | 10:50:57.433 |
| 2 | 2:03.438 | +18.251 | 10:53:00.871 |
| 3 | 1:49.909 | +4.722 | 10:54:50.780 |
| 4 | 2:18.555 | +33.368 | 10:57:09.335 |
| 5 | 1:45.187 | | 10:58:54.522 |
| 6 | 3:01.602 | +1:16.415 | 11:01:56.124 |

| Vuelta | Tiempo de vuelta | Dif. resp. 1° | Hora del día |
|--|------------------|---------------|--------------|
| (317) MIGUEL ANGEL SUAREZ FERNANDEZ | | | |
| 1 | 1:46.544 | +1.007 | 10:50:09.029 |
| 2 | 1:46.632 | +1.095 | 10:51:55.661 |
| 3 | 1:46.885 | +1.348 | 10:53:42.546 |
| 4 | 1:46.257 | +0.720 | 10:55:28.803 |
| 5 | 2:09.444 | +23.907 | 10:57:38.247 |
| 6 | 1:45.537 | | 10:59:23.784 |
| 7 | 2:11.414 | +25.877 | 11:01:35.198 |

| Vuelta | Tiempo de vuelta | Dif. resp. 1° | Hora del día |
|---------------------------------|------------------|---------------|--------------|
| (35) PEDRO HERRERA LUQUE | | | |
| 1 | 1:54.564 | +8.560 | 10:50:23.677 |
| 2 | 1:50.914 | +4.910 | 10:52:14.591 |
| 3 | 1:47.807 | +1.803 | 10:54:02.398 |
| 4 | 2:10.761 | +24.757 | 10:56:13.159 |
| 5 | 1:47.354 | +1.350 | 10:58:00.513 |
| 6 | 1:59.228 | +13.224 | 10:59:59.741 |
| 7 | 1:46.004 | | 11:01:45.745 |

| Vuelta | Tiempo de vuelta | Dif. resp. 1° | Hora del día |
|--------------------------|------------------|---------------|--------------|
| (313) PETER POLAK | | | |
| 1 | 2:16.260 | +30.024 | 10:51:22.415 |
| 2 | 2:04.951 | +18.715 | 10:53:27.366 |
| 3 | 1:46.236 | | 10:55:13.602 |
| 4 | 2:22.383 | +36.147 | 10:57:35.985 |

| Vuelta | Tiempo de vuelta | Dif. resp. 1° | Hora del día |
|--------|------------------|---------------|--------------|
| 5 | 1:46.553 | +0.317 | 10:59:22.538 |
| 6 | 2:29.405 | +43.169 | 11:01:51.943 |

| Vuelta | Tiempo de vuelta | Dif. resp. 1° | Hora del día |
|----------------------------------|------------------|---------------|--------------|
| (397) DENIS CANTO SERRANO | | | |
| 1 | 1:51.531 | +4.534 | 10:50:19.042 |
| 2 | 2:04.010 | +17.013 | 10:52:23.052 |
| 3 | 1:47.595 | +0.598 | 10:54:10.647 |
| 4 | 2:07.541 | +20.544 | 10:56:18.188 |
| 5 | 1:46.997 | | 10:58:05.185 |
| 6 | 2:03.727 | +16.730 | 11:00:08.912 |
| 7 | 2:05.211 | +18.214 | 11:02:14.123 |

| Vuelta | Tiempo de vuelta | Dif. resp. 1° | Hora del día |
|--|------------------|---------------|--------------|
| (85) JONATHAN MARQUEZ RODRIGUEZ | | | |
| 1 | 1:53.663 | +4.071 | 10:50:31.036 |
| 2 | 1:57.764 | +8.172 | 10:52:28.800 |
| 3 | 1:51.799 | +2.207 | 10:54:20.599 |
| 4 | 2:00.781 | +11.189 | 10:56:21.380 |
| 5 | 1:58.735 | +9.143 | 10:58:20.115 |
| 6 | 1:49.592 | | 11:00:09.707 |
| 7 | 1:50.379 | +0.787 | 11:02:00.086 |

| Vuelta | Tiempo de vuelta | Dif. resp. 1° | Hora del día |
|-------------------------------------|------------------|---------------|--------------|
| (161) GONZALO GOMEZ VILLEGAS | | | |
| 1 | 1:56.886 | +6.139 | 10:50:39.530 |
| 2 | 1:54.148 | +3.401 | 10:52:33.678 |
| 3 | 2:11.170 | +20.423 | 10:54:44.848 |
| 4 | 2:04.522 | +13.775 | 10:56:49.370 |
| 5 | 1:51.875 | +1.128 | 10:58:41.245 |
| 6 | 2:29.963 | +39.216 | 11:01:11.208 |
| 7 | 1:50.747 | | 11:03:01.955 |

| Vuelta | Tiempo de vuelta | Dif. resp. 1° | Hora del día |
|---|------------------|---------------|--------------|
| (57) JOSE ALBERTO ALMENARA CAMISON | | | |
| 1 | 2:04.111 | +12.192 | 10:50:46.359 |
| 2 | 1:53.081 | +1.162 | 10:52:39.440 |
| 3 | 2:10.785 | +18.866 | 10:54:50.225 |
| 4 | 1:52.637 | +0.718 | 10:56:42.862 |
| 5 | 2:06.818 | +14.899 | 10:58:49.680 |
| 6 | 1:51.919 | | 11:00:41.599 |
| 7 | 2:34.077 | +42.158 | 11:03:15.676 |

| Vuelta | Tiempo de vuelta | Dif. resp. 1° | Hora del día |
|---------------------------------------|------------------|---------------|--------------|
| (257) JONATAN ALMENARA CAMISON | | | |
| 1 | 1:59.100 | +5.776 | 10:50:47.000 |
| 2 | 1:53.324 | | 10:52:40.324 |
| 3 | 1:53.892 | +0.568 | 10:54:34.216 |
| 4 | 2:52.245 | +58.921 | 10:57:26.461 |
| 5 | 2:36.178 | +42.854 | 11:00:02.639 |
| 6 | 1:55.822 | +2.498 | 11:01:58.461 |

| Vuelta | Tiempo de vuelta | Dif. resp. 1° | Hora del día |
|----------------------------------|------------------|---------------|--------------|
| (727) JULIAN MATEO SIERRA | | | |
| 1 | 1:55.450 | | 10:50:29.464 |
| 2 | 1:57.719 | +2.269 | 10:52:27.183 |
| 3 | 2:14.226 | +18.776 | 10:54:41.409 |
| 4 | 1:57.601 | +2.151 | 10:56:39.010 |
| 5 | 4:26.294 | +2:30.844 | 11:01:05.304 |
| 6 | 1:55.637 | +0.187 | 11:03:00.941 |

| Vuelta | Tiempo de vuelta | Dif. resp. 1° | Hora del día |
|-------------------------------------|------------------|---------------|--------------|
| (221) PABLO CABRERA GONZÁLEZ | | | |
| 1 | 1:59.131 | +1.663 | 10:50:38.863 |
| 2 | 1:58.968 | +1.500 | 10:52:37.831 |
| 3 | 1:59.913 | +2.445 | 10:54:37.744 |
| 4 | 2:02.481 | +5.013 | 10:56:40.225 |
| 5 | 1:58.567 | +1.099 | 10:58:38.792 |
| 6 | 1:57.468 | | 11:00:36.260 |
| 7 | 2:02.826 | +5.358 | 11:02:39.086 |

| Vuelta | Tiempo de vuelta | Dif. resp. 1° | Hora del día |
|------------------------------|------------------|---------------|--------------|
| (19) MARCO BAENA VELA | | | |
| 1 | 2:00.284 | +1.743 | 10:50:52.717 |

| Vuelta | Tiempo de vuelta | Dif. resp. 1° | Hora del día |
|--------|------------------|---------------|--------------|
| 2 | 1:58.541 | | 10:52:51.258 |
| 3 | 2:00.737 | +2.196 | 10:54:51.995 |
| 4 | 5:27.848 | +3:29.307 | 11:00:19.843 |
| 5 | 1:59.976 | +1.435 | 11:02:19.819 |

| Vuelta | Tiempo de vuelta | Dif. resp. 1° | Hora del día |
|-------------------------------------|------------------|---------------|--------------|
| (91) JESUS QUINTERO HERNADEZ | | | |
| 1 | 2:04.627 | +4.999 | 10:51:30.924 |
| 2 | 2:02.840 | +3.212 | 10:53:33.764 |
| 3 | 2:04.650 | +5.022 | 10:55:38.414 |
| 4 | 2:02.658 | +3.030 | 10:57:41.072 |
| 5 | 2:00.690 | +1.062 | 10:59:41.762 |
| 6 | 1:59.628 | | 11:01:41.390 |

| Vuelta | Tiempo de vuelta | Dif. resp. 1° | Hora del día |
|-----------------------------------|------------------|---------------|--------------|
| (34) ALBERTO PACHECO PEREZ | | | |
| 1 | 2:02.757 | +2.879 | 10:51:02.808 |
| 2 | 2:01.732 | +1.854 | 10:53:04.540 |
| 3 | 1:59.878 | | 10:55:04.418 |
| 4 | 2:40.052 | +40.174 | 10:57:44.470 |
| 5 | 2:01.661 | +1.783 | 10:59:46.131 |
| 6 | 2:30.395 | +30.517 | 11:02:16.526 |

| Vuelta | Tiempo de vuelta | Dif. resp. 1° | Hora del día |
|--|------------------|---------------|--------------|
| (198) JOSE ENRIQUE MERIDA GALIANA | | | |
| 1 | 2:15.361 | +15.347 | 10:51:05.695 |
| 2 | 2:02.790 | +2.776 | 10:53:08.485 |
| 3 | 2:00.014 | | 10:55:08.499 |
| 4 | 2:02.316 | +2.302 | 10:57:10.815 |
| 5 | 2:02.626 | +2.612 | 10:59:13.441 |
| 6 | 2:13.556 | +13.542 | 11:01:26.997 |
| 7 | 2:00.919 | +0.905 | 11:03:27.916 |

| Vuelta | Tiempo de vuelta | Dif. resp. 1° | Hora del día |
|---|------------------|---------------|--------------|
| (77) TOMAS IGNACIO MERCADO CAMPO | | | |
| 1 | 2:02.968 | +2.578 | 10:50:50.415 |
| 2 | 2:12.771 | +12.381 | 10:53:03.186 |
| 3 | 2:15.001 | +14.611 | 10:55:18.187 |
| 4 | 2:00.390 | | 10:57:18.577 |
| 5 | 2:30.856 | +30.466 | 10:59:49.433 |
| 6 | 2:15.335 | +14.945 | 11:02:04.768 |

| Vuelta | Tiempo de vuelta | Dif. resp. 1° | Hora del día |
|---------------------------------------|------------------|---------------|--------------|
| (169) VICTOR RODRIGUEZ CEBRIAN | | | |
| 1 | 2:04.454 | | 10:51:11.862 |
| 2 | 2:06.347 | +1.893 | 10:53:18.209 |
| 3 | 2:32.991 | +28.537 | 10:55:51.200 |
| 4 | 2:25.600 | +21.146 | 10:58:16.800 |

MX Interprovincial de Chiclana

Vuelta a vuelta

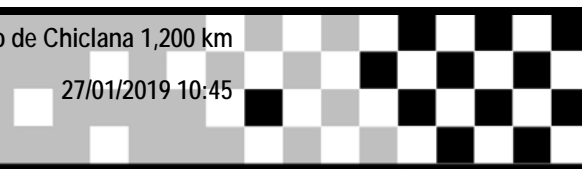
5. MX1-MX2

Circuito de Chiclana 1,200 km

Cronometrados MX1-MX2

27/01/2019 10:45

Clasificación (15:00 Tiempo) iniciado a 10:46:30



| Competidores | Vueltas | | | | | | | |
|-------------------------------------|---------|-----|-----|-----|-----|-----|-----|---------|
| | 0 | 1 | 2 | 3 | 4 | 5 | 6 | 7 |
| JOSE ANTONIO BUTRON OLIVA (1) | 1 | 1 | 317 | 39 | 39 | 317 | 317 | 317 |
| MIGUEL ANGEL SUAREZ FERNANDEZ (317) | 2 | 317 | 317 | 39 | 317 | 317 | 35 | 1 35 |
| MANUEL BELTRAN GARRIDO (39) | 3 | 39 | 39 | 519 | 35 | 1 | 397 | 35 1 |
| JOSE ANTONIO APARICIO SANCHEZ (519) | 4 | 519 | 519 | 35 | 397 | 35 | 1 | 397 85 |
| DENIS CANTO SERRANO (397) | 5 | 397 | 397 | 397 | 85 | 397 | 519 | 85 397 |
| PEDRO HERRERA LUQUE (35) | 6 | 35 | 35 | 727 | 1 | 85 | 85 | 221 39 |
| JULIAN MATEO SIERRA (727) | 7 | 727 | 727 | 85 | 519 | 519 | 221 | 57 221 |
| JONATHAN MARQUEZ RODRIGUEZ (85) | 8 | 85 | 85 | 161 | 257 | 727 | 161 | 39 161 |
| PABLO CABRERA GONZÁLEZ (221) | 9 | 221 | 221 | 221 | 221 | 221 | 57 | 161 325 |
| JOSE ALBERTO ALMENARA CAMISÓN (57) | 10 | 57 | 161 | 1 | 727 | 57 | 179 | 325 57 |
| GONZALO GOMEZ VILLEGAS (161) | 11 | 161 | 57 | 57 | 161 | 161 | 39 | 198 198 |
| TOMAS IGNACIO MERCADO CAMPO (77) | 12 | 77 | 257 | 257 | 57 | 179 | 325 | 91 |
| JONATAN ALMENARA CAMISON (257) | 13 | 257 | 77 | 19 | 179 | 198 | 198 | 313 |
| JOSE ENRIQUE MERIDA GALIANA (198) | 14 | 198 | 19 | 179 | 19 | 77 | 313 | 179 |
| MARCO BAENA VELA (19) | 15 | 19 | 179 | 77 | 34 | 325 | 91 | 257 |
| RICHARD SYKINA (179) | 16 | 179 | 34 | 34 | 198 | 257 | 34 | 77 |
| ALFARIZI MUHAMMAD DELVINTOR (325) | 17 | 325 | 198 | 198 | 313 | 313 | 77 | 34 |
| ALBERTO PACHECO PEREZ (34) | 18 | 34 | 325 | 169 | 325 | 91 | 257 | 727 |
| PETER POLAK (313) | 19 | 313 | 169 | 313 | 77 | 34 | 727 | |
| VICTOR RODRIGUEZ CEBRIAN (169) | 20 | 169 | 313 | 325 | 91 | 169 | 19 | |
| JESUS QUINTERO HERNADEZ (91) | 21 | 91 | 91 | 91 | 169 | 19 | | |

MX Interprovincial de Chiclana

Clasificado por vueltas

5. MX1-MX2

Circuito de Chiclana 1,200 km

1ª Manga MX1-MX2

27/01/2019 12:45

Carrera (20:00 y 2 Vueltas) iniciado a 12:45:02

| Pos. | Nº | Nombre | Vueltas | Total Tº | Dif. resp. 1º | Mejor Tm | Puntos | Clase |
|------|-----|-------------------------------|---------|-----------|---------------|----------|--------|-------|
| 1 | 1 | JOSE ANTONIO BUTRON OLIVA | 13 | 24:07.099 | | 1:41.809 | 25 | MX-1 |
| 2 | 313 | PETER POLAK | 13 | 24:45.275 | 38.176 | 1:44.325 | 25 | MX-2 |
| 3 | 325 | ALFARIZI MUHAMMAD DELVINTOR | 13 | 24:47.170 | 40.071 | 1:45.064 | 22 | MX-2 |
| 4 | 179 | RICHARD SYKINA | 13 | 24:48.131 | 41.032 | 1:44.602 | 20 | MX-2 |
| 5 | 39 | MANUEL BELTRAN GARRIDO | 13 | 24:53.042 | 45.943 | 1:43.998 | 22 | MX-1 |
| 6 | 519 | JOSE ANTONIO APARICIO SANCHEZ | 13 | 25:14.199 | 1:07.100 | 1:45.148 | 18 | MX-2 |
| 7 | 35 | PEDRO HERRERA LUQUE | 13 | 25:38.904 | 1:31.805 | 1:48.486 | 20 | MX-1 |
| 8 | 397 | DENIS CANTO SERRANO | 13 | 25:40.657 | 1:33.558 | 1:49.010 | 16 | MX-2 |
| 9 | 85 | JONATHAN MARQUEZ RODRIGUEZ | 13 | 25:42.910 | 1:35.811 | 1:48.797 | 18 | MX-1 |
| 10 | 161 | GONZALO GOMEZ VILLEGAS | 13 | 25:46.480 | 1:39.381 | 1:48.660 | 15 | MX-2 |
| 11 | 57 | JOSE ALBERTO ALMENARA CAMISÓN | 12 | 24:44.915 | 1 Vuelta | 1:52.517 | 16 | MX-1 |
| 12 | 727 | JULIAN MATEO SIERRA | 12 | 25:03.372 | 1 Vuelta | 1:52.363 | 14 | MX-2 |
| 13 | 221 | PABLO CABRERA GONZÁLEZ | 12 | 25:04.552 | 1 Vuelta | 1:52.332 | 13 | MX-2 |
| 14 | 257 | JONATAN ALMENARA CAMISON | 12 | 25:34.895 | 1 Vuelta | 1:54.986 | 12 | MX-2 |
| 15 | 198 | JOSE ENRIQUE MERIDA GALIANA | 12 | 25:37.338 | 1 Vuelta | 1:56.565 | 15 | MX-1 |
| 16 | 19 | MARCO BAENA VELA | 12 | 25:43.945 | 1 Vuelta | 1:57.145 | 14 | MX-1 |
| 17 | 91 | JESUS QUINTERO HERNADEZ | 12 | 25:45.386 | 1 Vuelta | 1:55.575 | 13 | MX-1 |
| 18 | 34 | ALBERTO PACHECO PEREZ | 12 | 26:07.665 | 1 Vuelta | 1:57.533 | 12 | MX-1 |
| 19 | 169 | VICTOR RODRIGUEZ CEBRIAN | 11 | 25:21.944 | 2 Vueltas | 2:00.304 | 11 | MX-1 |
| 20 | 77 | TOMAS IGNACIO MERCADO CAMPO | 9 | 25:29.902 | 4 Vueltas | 1:55.423 | 11 | MX-2 |

No clasificado

| | | | | | | | | |
|----|-----|-------------------------------|---|----------|----|----------|---|------|
| NT | 317 | MIGUEL ANGEL SUAREZ FERNANDEZ | 2 | 5:10.970 | NT | 1:43.885 | 0 | MX-2 |
|----|-----|-------------------------------|---|----------|----|----------|---|------|

| Márgen de victoria | Velocidad media | Mejor tº de vuelta | Mejor Vel. | Mejor vuelta para |
|--------------------|-----------------|--------------------|------------|-------------------------------|
| 38.176 | 38,809 | 1:41.809 | 42,432 | 1 - JOSE ANTONIO BUTRON OLIVA |

Cronometraje

Orbits



MX Interprovincial de Chiclana

Clasificado por vueltas

5. MX1-MX2

Circuito de Chiclana 1,200 km

1ª Manga MX1-MX2

27/01/2019 12:45

Carrera (20:00 y 2 Vueltas) iniciado a 12:45:02

| Pos. | Nº | Nombre | Vueltas | Total T° | Dif. resp. 1° | Mejor Tm | Puntos | Clase |
|-----------------------|-----|-------------------------------|---------|-----------|---------------|----------|--------|-------|
| MX-1 | | | | | | | | |
| 1 | 1 | JOSE ANTONIO BUTRON OLIVA | 13 | 24:07.099 | | 1:41.809 | 25 | MX-1 |
| 2 | 39 | MANUEL BELTRAN GARRIDO | 13 | 24:53.042 | 45.943 | 1:43.998 | 22 | MX-1 |
| 3 | 35 | PEDRO HERRERA LUQUE | 13 | 25:38.904 | 1:31.805 | 1:48.486 | 20 | MX-1 |
| 4 | 85 | JONATHAN MARQUEZ RODRIGUEZ | 13 | 25:42.910 | 1:35.811 | 1:48.797 | 18 | MX-1 |
| 5 | 57 | JOSE ALBERTO ALMENARA CAMISÓN | 12 | 24:44.915 | 1 Vuelta | 1:52.517 | 16 | MX-1 |
| 6 | 198 | JOSE ENRIQUE MERIDA GALIANA | 12 | 25:37.338 | 1 Vuelta | 1:56.565 | 15 | MX-1 |
| 7 | 19 | MARCO BAENA VELA | 12 | 25:43.945 | 1 Vuelta | 1:57.145 | 14 | MX-1 |
| 8 | 91 | JESUS QUINTERO HERNANDEZ | 12 | 25:45.386 | 1 Vuelta | 1:55.575 | 13 | MX-1 |
| 9 | 34 | ALBERTO PACHECO PEREZ | 12 | 26:07.665 | 1 Vuelta | 1:57.533 | 12 | MX-1 |
| 10 | 169 | VICTOR RODRIGUEZ CEBRIAN | 11 | 25:21.944 | 2 Vueltas | 2:00.304 | 11 | MX-1 |
| MX-2 | | | | | | | | |
| 1 | 313 | PETER POLAK | 13 | 24:45.275 | | 1:44.325 | 25 | MX-2 |
| 2 | 325 | ALFARIZI MUHAMMAD DELVINTOR | 13 | 24:47.170 | 1.895 | 1:45.064 | 22 | MX-2 |
| 3 | 179 | RICHARD SYKINA | 13 | 24:48.131 | 2.856 | 1:44.602 | 20 | MX-2 |
| 4 | 519 | JOSE ANTONIO APARICIO SANCHEZ | 13 | 25:14.199 | 28.924 | 1:45.148 | 18 | MX-2 |
| 5 | 397 | DENIS CANTO SERRANO | 13 | 25:40.657 | 55.382 | 1:49.010 | 16 | MX-2 |
| 6 | 161 | GONZALO GOMEZ VILLEGAS | 13 | 25:46.480 | 1:01.205 | 1:48.660 | 15 | MX-2 |
| 7 | 727 | JULIAN MATEO SIERRA | 12 | 25:03.372 | 1 Vuelta | 1:52.363 | 14 | MX-2 |
| 8 | 221 | PABLO CABRERA GONZÁLEZ | 12 | 25:04.552 | 1 Vuelta | 1:52.332 | 13 | MX-2 |
| 9 | 257 | JONATAN ALMENARA CAMISON | 12 | 25:34.895 | 1 Vuelta | 1:54.986 | 12 | MX-2 |
| 10 | 77 | TOMAS IGNACIO MERCADO CAMPO | 9 | 25:29.902 | 4 Vueltas | 1:55.423 | 11 | MX-2 |
| No clasificado | | | | | | | | |
| NT | 317 | MIGUEL ANGEL SUAREZ FERNANDEZ | 2 | 5:10.970 | NT | 1:43.885 | 0 | MX-2 |

| Márgen de victoria | Velocidad media | Mejor t° de vuelta | Mejor Vel. | Mejor vuelta para |
|--------------------|-----------------|--------------------|------------|-------------------------------|
| 38.176 | 38,809 | 1:41.809 | 42,432 | 1 - JOSE ANTONIO BUTRON OLIVA |

Cronometraje

Orbits



MX Interprovincial de Chiclana

5. MX1-MX2

Circuito de Chiclana 1,200 km

1ª Manga MX1-MX2

27/01/2019 12:45

Carrera (20:00 y 2 Vueltas) iniciado a 12:45:02

| Vuelta | Tiempo de vuelta | Dif. resp. 1° | Hora del día |
|--------------------------------------|------------------|---------------|--------------|
| (1) JOSE ANTONIO BUTRON OLIVA | | | |
| 1 | 1:41.809 | | 12:48:22.874 |
| 2 | 1:42.707 | +0.898 | 12:50:05.581 |
| 3 | 1:43.979 | +2.170 | 12:51:49.560 |
| 4 | 1:44.186 | +2.377 | 12:53:33.746 |
| 5 | 1:45.036 | +3.227 | 12:55:18.782 |
| 6 | 1:44.572 | +2.763 | 12:57:03.354 |
| 7 | 1:45.131 | +3.322 | 12:58:48.485 |
| 8 | 1:43.270 | +1.461 | 13:00:31.755 |
| 9 | 1:44.211 | +2.402 | 13:02:15.966 |
| 10 | 1:44.679 | +2.870 | 13:04:00.645 |
| 11 | 1:42.993 | +1.184 | 13:05:43.638 |
| 12 | 1:42.766 | +0.957 | 13:07:26.404 |
| 13 | 1:43.185 | +1.376 | 13:09:09.589 |

| Vuelta | Tiempo de vuelta | Dif. resp. 1° | Hora del día |
|--------------------------|------------------|---------------|--------------|
| (313) PETER POLAK | | | |
| 1 | 1:44.325 | | 12:48:30.762 |
| 2 | 1:44.444 | +0.119 | 12:50:15.206 |
| 3 | 1:45.829 | +1.504 | 12:52:01.035 |
| 4 | 1:46.042 | +1.717 | 12:53:47.077 |
| 5 | 1:45.560 | +1.235 | 12:55:32.637 |
| 6 | 1:44.768 | +0.443 | 12:57:17.405 |
| 7 | 1:47.420 | +3.095 | 12:59:04.825 |
| 8 | 1:47.159 | +2.834 | 13:00:51.984 |
| 9 | 1:45.909 | +1.584 | 13:02:37.893 |
| 10 | 1:46.167 | +1.842 | 13:04:24.060 |
| 11 | 1:47.141 | +2.816 | 13:06:11.201 |
| 12 | 1:47.714 | +3.389 | 13:07:58.915 |
| 13 | 1:48.850 | +4.525 | 13:09:47.765 |

| Vuelta | Tiempo de vuelta | Dif. resp. 1° | Hora del día |
|--|------------------|---------------|--------------|
| (325) ALFARIZI MUHAMMAD DELVINTOR | | | |
| 1 | 1:46.965 | +1.901 | 12:48:35.494 |
| 2 | 1:45.773 | +0.709 | 12:50:21.267 |
| 3 | 1:46.017 | +0.953 | 12:52:07.284 |
| 4 | 1:45.256 | +0.192 | 12:53:52.540 |
| 5 | 1:45.928 | +0.864 | 12:55:38.468 |
| 6 | 1:45.826 | +0.762 | 12:57:24.294 |
| 7 | 1:46.485 | +1.421 | 12:59:10.779 |
| 8 | 1:46.485 | +1.421 | 13:00:57.264 |
| 9 | 1:47.918 | +2.854 | 13:02:45.182 |
| 10 | 1:46.712 | +1.648 | 13:04:31.894 |
| 11 | 1:46.637 | +1.573 | 13:06:18.531 |
| 12 | 1:45.064 | | 13:08:03.595 |
| 13 | 1:46.065 | +1.001 | 13:09:49.660 |

| Vuelta | Tiempo de vuelta | Dif. resp. 1° | Hora del día |
|-----------------------------|------------------|---------------|--------------|
| (179) RICHARD SYKINA | | | |
| 1 | 1:44.602 | | 12:48:31.732 |
| 2 | 1:44.707 | +0.105 | 12:50:16.439 |
| 3 | 1:47.096 | +2.494 | 12:52:03.535 |
| 4 | 1:45.427 | +0.825 | 12:53:48.962 |
| 5 | 1:45.695 | +1.093 | 12:55:34.657 |
| 6 | 1:45.328 | +0.726 | 12:57:19.985 |
| 7 | 1:46.986 | +2.384 | 12:59:06.971 |
| 8 | 1:49.257 | +4.655 | 13:00:56.228 |
| 9 | 1:47.708 | +3.106 | 13:02:43.936 |
| 10 | 1:46.462 | +1.860 | 13:04:30.398 |
| 11 | 1:47.386 | +2.784 | 13:06:17.784 |
| 12 | 1:47.664 | +3.062 | 13:08:05.448 |
| 13 | 1:45.173 | +0.571 | 13:09:50.621 |

| Vuelta | Tiempo de vuelta | Dif. resp. 1° | Hora del día |
|------------------------------------|------------------|---------------|--------------|
| (39) MANUEL BELTRAN GARRIDO | | | |
| 1 | 1:43.998 | | 12:48:33.182 |
| 2 | 1:44.122 | +0.124 | 12:50:17.304 |
| 3 | 1:45.306 | +1.308 | 12:52:02.610 |
| 4 | 1:45.009 | +1.011 | 12:53:47.619 |

| Vuelta | Tiempo de vuelta | Dif. resp. 1° | Hora del día |
|--------|------------------|---------------|--------------|
| 5 | 1:45.695 | +1.697 | 12:55:33.314 |
| 6 | 1:44.677 | +0.679 | 12:57:17.991 |
| 7 | 1:45.980 | +1.982 | 12:59:03.971 |
| 8 | 1:46.701 | +2.703 | 13:00:50.672 |
| 9 | 1:52.184 | +8.186 | 13:02:42.856 |
| 10 | 1:46.683 | +2.685 | 13:04:29.539 |
| 11 | 1:47.865 | +3.867 | 13:06:17.404 |
| 12 | 1:49.157 | +5.159 | 13:08:06.561 |
| 13 | 1:48.971 | +4.973 | 13:09:55.532 |

| Vuelta | Tiempo de vuelta | Dif. resp. 1° | Hora del día |
|--|------------------|---------------|--------------|
| (519) JOSE ANTONIO APARICIO SANCHEZ | | | |
| 1 | 1:50.879 | +5.731 | 12:48:55.102 |
| 2 | 1:48.395 | +3.247 | 12:50:43.497 |
| 3 | 1:45.734 | +0.586 | 12:52:29.231 |
| 4 | 1:47.301 | +2.153 | 12:54:16.532 |
| 5 | 1:45.558 | +0.410 | 12:56:02.090 |
| 6 | 1:47.459 | +2.311 | 12:57:49.549 |
| 7 | 1:46.127 | +0.979 | 12:59:35.676 |
| 8 | 1:45.148 | | 13:01:20.824 |
| 9 | 1:45.796 | +0.648 | 13:03:06.620 |
| 10 | 1:46.549 | +1.401 | 13:04:53.169 |
| 11 | 1:49.106 | +3.958 | 13:06:42.275 |
| 12 | 1:46.794 | +1.646 | 13:08:29.069 |
| 13 | 1:47.620 | +2.472 | 13:10:16.689 |

| Vuelta | Tiempo de vuelta | Dif. resp. 1° | Hora del día |
|---------------------------------|------------------|---------------|--------------|
| (35) PEDRO HERRERA LUQUE | | | |
| 1 | 1:52.614 | +4.128 | 12:48:42.894 |
| 2 | 1:49.690 | +1.204 | 12:50:32.584 |
| 3 | 1:48.486 | | 12:52:21.070 |
| 4 | 1:49.806 | +1.320 | 12:54:10.876 |
| 5 | 1:49.544 | +1.058 | 12:56:00.420 |
| 6 | 1:48.596 | +0.110 | 12:57:49.016 |
| 7 | 1:49.865 | +1.379 | 12:59:38.881 |
| 8 | 1:49.352 | +0.866 | 13:01:28.233 |
| 9 | 1:49.155 | +0.669 | 13:03:17.388 |
| 10 | 1:50.973 | +2.487 | 13:05:08.361 |
| 11 | 1:50.205 | +1.719 | 13:06:58.566 |
| 12 | 1:50.114 | +1.628 | 13:08:48.680 |
| 13 | 1:52.714 | +4.228 | 13:10:41.394 |

| Vuelta | Tiempo de vuelta | Dif. resp. 1° | Hora del día |
|----------------------------------|------------------|---------------|--------------|
| (397) DENIS CANTO SERRANO | | | |
| 1 | 1:52.771 | +3.761 | 12:48:45.041 |
| 2 | 1:50.443 | +1.433 | 12:50:35.484 |
| 3 | 1:49.613 | +0.603 | 12:52:25.097 |
| 4 | 1:49.112 | +0.102 | 12:54:14.209 |
| 5 | 1:49.010 | | 12:56:03.219 |
| 6 | 1:49.058 | +0.048 | 12:57:52.277 |
| 7 | 1:49.785 | +0.775 | 12:59:42.062 |
| 8 | 1:50.556 | +1.546 | 13:01:32.618 |
| 9 | 1:49.740 | +0.730 | 13:03:22.358 |
| 10 | 1:49.650 | +0.640 | 13:05:12.008 |
| 11 | 1:49.346 | +0.336 | 13:07:01.354 |
| 12 | 1:49.334 | +0.324 | 13:08:50.688 |
| 13 | 1:52.459 | +3.449 | 13:10:43.147 |

| Vuelta | Tiempo de vuelta | Dif. resp. 1° | Hora del día |
|--|------------------|---------------|--------------|
| (85) JONATHAN MARQUEZ RODRIGUEZ | | | |
| 1 | 1:52.547 | +3.750 | 12:48:43.322 |
| 2 | 1:49.949 | +1.152 | 12:50:33.271 |
| 3 | 1:48.797 | | 12:52:22.068 |
| 4 | 1:49.406 | +0.609 | 12:54:11.474 |
| 5 | 1:49.385 | +0.588 | 12:56:00.859 |
| 6 | 1:50.000 | +1.203 | 12:57:50.859 |
| 7 | 1:49.908 | +1.111 | 12:59:40.767 |
| 8 | 1:50.456 | +1.659 | 13:01:31.223 |
| 9 | 1:49.880 | +1.083 | 13:03:21.103 |
| 10 | 1:49.463 | +0.666 | 13:05:10.566 |

| Vuelta | Tiempo de vuelta | Dif. resp. 1° | Hora del día |
|--------|------------------|---------------|--------------|
| 11 | 1:49.461 | +0.664 | 13:07:00.027 |
| 12 | 1:49.876 | +1.079 | 13:08:49.903 |
| 13 | 1:55.497 | +6.700 | 13:10:45.400 |

| Vuelta | Tiempo de vuelta | Dif. resp. 1° | Hora del día |
|-------------------------------------|------------------|---------------|--------------|
| (161) GONZALO GOMEZ VILLEGAS | | | |
| 1 | 1:49.692 | +1.032 | 12:48:45.815 |
| 2 | 1:50.363 | +1.703 | 12:50:36.178 |
| 3 | 1:49.656 | +0.996 | 12:52:25.834 |
| 4 | 1:50.364 | +1.704 | 12:54:16.198 |
| 5 | 1:49.698 | +1.038 | 12:56:05.896 |
| 6 | 1:51.083 | +2.423 | 12:57:56.979 |
| 7 | 1:49.419 | +0.759 | 12:59:46.398 |
| 8 | 1:50.747 | +2.087 | 13:01:37.145 |
| 9 | 1:48.660 | | 13:03:25.805 |
| 10 | 1:49.604 | +0.944 | 13:05:15.409 |
| 11 | 1:50.755 | +2.095 | 13:07:06.164 |
| 12 | 1:51.175 | +2.515 | 13:08:57.339 |
| 13 | 1:51.631 | +2.971 | 13:10:48.970 |

| Vuelta | Tiempo de vuelta | Dif. resp. 1° | Hora del día |
|---|------------------|---------------|--------------|
| (57) JOSE ALBERTO ALMENARA CAMISÓN | | | |
| 1 | 1:55.281 | +2.764 | 12:48:59.811 |
| 2 | 1:53.687 | +1.170 | 12:50:53.498 |
| 3 | 1:52.949 | +0.432 | 12:52:46.447 |
| 4 | 1:53.615 | +1.098 | 12:54:40.062 |
| 5 | 1:53.234 | +0.717 | 12:56:33.296 |
| 6 | 1:52.582 | +0.065 | 12:58:25.878 |
| 7 | 1:52.928 | +0.411 | 13:00:18.806 |
| 8 | 1:53.766 | +1.249 | 13:02:12.572 |
| 9 | 1:54.878 | +2.361 | 13:04:07.450 |
| 10 | 1:52.517 | | 13:05:59.967 |
| 11 | 1:54.494 | +1.977 | 13:07:54.461 |
| 12 | 1:52.944 | +0.427 | 13:09:47.405 |

| Vuelta | Tiempo de vuelta | Dif. resp. 1° | Hora del día |
|----------------------------------|------------------|---------------|--------------|
| (727) JULIAN MATEO SIERRA | | | |
| 1 | 1:57.182 | +4.819 | 12:48:56.115 |
| 2 | 1:54.682 | +2.319 | 12:50:50.797 |
| 3 | 1:54.451 | +2.088 | 12:52:45.248 |
| 4 | 1:54.322 | +1.959 | 12:54:39.570 |
| 5 | 1:52.363 | | 12:56:31.933 |
| 6 | 1:53.252 | +0.889 | 12:58:25.185 |
| 7 | 1:55.990 | +3.627 | 13:00:21.175 |
| 8 | 1:56.176 | +3.813 | 13:02:17.351 |
| 9 | 1:56.238 | +3.875 | 13:04:13.589 |
| 10 | 1:54.999 | +2.636 | 13:06:08.588 |
| 11 | 2:00.980 | +8.617 | 13:08:09.568 |
| 12 | 1:56.294 | +3.931 | 13:10:05.862 |

| Vuelta | Tiempo de vuelta | Dif. resp. 1° | Hora del día |
|-------------------------------------|------------------|---------------|--------------|
| (221) PABLO CABRERA GONZÁLEZ | | | |
| 1 | 1:53.792 | +1.460 | 12:48:49.351 |
| 2 | 1:55.983 | +3.651 | 12:50:45.334 |
| 3 | 1:54.228 | +1.896 | 12:52:39.562 |
| 4 | 1:54.718 | +2.386 | 12:54:34.280 |
| 5 | 1:54.787 | +2.455 | 12:56:29.067 |
| 6 | 2:05.355 | +13.023 | 12:58:34.422 |
| 7 | 1:55.377 | +3.045 | 13:00:29.799 |
| 8 | 1:56.311 | +3.979 | 13:02:26.110 |
| 9 | 1:54.732 | | |

MX Interprovincial de Chiclana

5. MX1-MX2

Circuito de Chiclana 1,200 km

1ª Manga MX1-MX2

27/01/2019 12:45

Carrera (20:00 y 2 Vueltas) iniciado a 12:45:02

| Vuelta | Tiempo de vuelta | Dif. resp. 1° | Hora del día |
|--------|------------------|---------------|--------------|
| 5 | 1:58.034 | +3.048 | 12:57:03.173 |
| 6 | 1:55.968 | +0.982 | 12:58:59.141 |
| 7 | 1:56.708 | +1.722 | 13:00:55.849 |
| 8 | 1:56.678 | +1.692 | 13:02:52.527 |
| 9 | 1:56.413 | +1.427 | 13:04:48.940 |
| 10 | 1:54.986 | | 13:06:43.926 |
| 11 | 1:57.676 | +2.690 | 13:08:41.602 |
| 12 | 1:55.783 | +0.797 | 13:10:37.385 |

(198) JOSE ENRIQUE MERIDA GALIANA

| | | | |
|----|----------|--------|--------------|
| 1 | 1:57.372 | +0.807 | 12:48:58.045 |
| 2 | 1:58.032 | +1.467 | 12:50:56.077 |
| 3 | 1:57.144 | +0.579 | 12:52:53.221 |
| 4 | 1:56.648 | +0.083 | 12:54:49.869 |
| 5 | 1:56.565 | | 12:56:46.434 |
| 6 | 1:57.092 | +0.527 | 12:58:43.526 |
| 7 | 2:00.646 | +4.081 | 13:00:44.172 |
| 8 | 2:02.739 | +6.174 | 13:02:46.911 |
| 9 | 1:58.400 | +1.835 | 13:04:45.311 |
| 10 | 1:58.141 | +1.576 | 13:06:43.452 |
| 11 | 1:59.207 | +2.642 | 13:08:42.659 |
| 12 | 1:57.169 | +0.604 | 13:10:39.828 |

(19) MARCO BAENA VELA

| | | | |
|----|----------|--------|--------------|
| 1 | 1:57.176 | +0.031 | 12:48:59.152 |
| 2 | 1:58.053 | +0.908 | 12:50:57.205 |
| 3 | 1:58.377 | +1.232 | 12:52:55.582 |
| 4 | 1:57.937 | +0.792 | 12:54:53.519 |
| 5 | 1:58.249 | +1.104 | 12:56:51.768 |
| 6 | 1:59.528 | +2.383 | 12:58:51.296 |
| 7 | 1:58.044 | +0.899 | 13:00:49.340 |
| 8 | 2:00.643 | +3.498 | 13:02:49.983 |
| 9 | 1:58.435 | +1.290 | 13:04:48.418 |
| 10 | 1:57.145 | | 13:06:45.563 |
| 11 | 1:57.952 | +0.807 | 13:08:43.515 |
| 12 | 2:02.920 | +5.775 | 13:10:46.435 |

(91) JESUS QUINTERO HERNADEZ

| | | | |
|----|----------|--------|--------------|
| 1 | 2:01.775 | +6.200 | 12:49:22.004 |
| 2 | 1:55.871 | +0.296 | 12:51:17.875 |
| 3 | 1:57.500 | +1.925 | 12:53:15.375 |
| 4 | 1:55.696 | +0.121 | 12:55:11.071 |
| 5 | 1:57.822 | +2.247 | 12:57:08.893 |
| 6 | 1:57.935 | +2.360 | 12:59:06.828 |
| 7 | 1:56.962 | +1.387 | 13:01:03.790 |
| 8 | 1:55.575 | | 13:02:59.365 |
| 9 | 1:57.198 | +1.623 | 13:04:56.563 |
| 10 | 1:55.766 | +0.191 | 13:06:52.329 |
| 11 | 1:55.586 | +0.011 | 13:08:47.915 |
| 12 | 1:59.961 | +4.386 | 13:10:47.876 |

(34) ALBERTO PACHECO PEREZ

| | | | |
|----|----------|--------|--------------|
| 1 | 1:58.158 | +0.625 | 12:49:00.977 |
| 2 | 1:58.065 | +0.532 | 12:50:59.042 |
| 3 | 1:57.533 | | 12:52:56.575 |
| 4 | 1:59.872 | +2.339 | 12:54:56.447 |
| 5 | 2:01.026 | +3.493 | 12:56:57.473 |
| 6 | 1:59.794 | +2.261 | 12:58:57.267 |
| 7 | 2:04.500 | +6.967 | 13:01:01.767 |
| 8 | 2:01.063 | +3.530 | 13:03:02.830 |
| 9 | 2:01.149 | +3.616 | 13:05:03.979 |
| 10 | 2:01.813 | +4.280 | 13:07:05.792 |
| 11 | 2:02.351 | +4.818 | 13:09:08.143 |
| 12 | 2:02.012 | +4.479 | 13:11:10.155 |

(169) VICTOR RODRIGUEZ CEBRIAN

| Vuelta | Tiempo de vuelta | Dif. resp. 1° | Hora del día |
|--------|------------------|---------------|--------------|
| 1 | 2:00.304 | | 12:49:04.212 |
| 2 | 2:01.528 | +1.224 | 12:51:05.740 |
| 3 | 2:02.325 | +2.021 | 12:53:08.065 |
| 4 | 2:07.095 | +6.791 | 12:55:15.160 |
| 5 | 2:11.974 | +11.670 | 12:57:27.134 |
| 6 | 2:12.183 | +11.879 | 12:59:39.317 |
| 7 | 2:08.606 | +8.302 | 13:01:47.923 |
| 8 | 2:05.896 | +5.592 | 13:03:53.819 |
| 9 | 2:11.155 | +10.851 | 13:06:04.974 |
| 10 | 2:09.078 | +8.774 | 13:08:14.052 |
| 11 | 2:10.382 | +10.078 | 13:10:24.434 |

(77) TOMAS IGNACIO MERCADO CAMPO

| | | | |
|---|----------|-----------|--------------|
| 1 | 1:58.695 | +3.272 | 12:48:56.996 |
| 2 | 1:55.423 | | 12:50:52.419 |
| 3 | 1:55.731 | +0.308 | 12:52:48.150 |
| 4 | 1:57.940 | +2.517 | 12:54:46.090 |
| 5 | 2:44.784 | +49.361 | 12:57:30.874 |
| 6 | 2:01.095 | +5.672 | 12:59:31.969 |
| 7 | 2:09.479 | +14.056 | 13:01:41.448 |
| 8 | 3:48.917 | +1:53.494 | 13:05:30.365 |
| 9 | 5:02.027 | +3:06.604 | 13:10:32.392 |

(317) MIGUEL ANGEL SUAREZ FERNANDEZ

| | | | |
|---|----------|--------|--------------|
| 1 | 1:43.885 | | 12:48:28.763 |
| 2 | 1:44.697 | +0.812 | 12:50:13.460 |

MX Interprovincial de Chiclana

Vuelta a vuelta

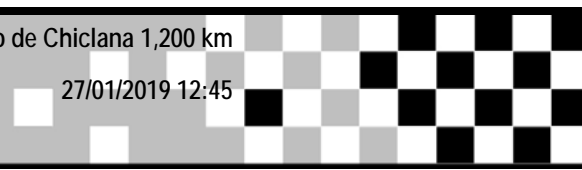
5. MX1-MX2

Circuito de Chiclana 1,200 km

1ª Manga MX1-MX2

27/01/2019 12:45

Carrera (20:00 y 2 Vueltas) iniciado a 12:45:02



| Competidores | Vueltas | | | | | | | | | | | | | |
|-------------------------------------|---------|-----|-----|-----|-----|-----|-----|-----|-----|-----|-----|-----|-----|-----|
| | 0 | 1 | 2 | 3 | 4 | 5 | 6 | 7 | 8 | 9 | 10 | 11 | 12 | 13 |
| JOSE ANTONIO BUTRON OLIVA (1) | 1 | 1 | 1 | 1 | 1 | 1 | 1 | 1 | 1 | 1 | 1 | 1 | 1 | 1 |
| MIGUEL ANGEL SUAREZ FERNANDEZ (317) | 2 | 317 | 317 | 317 | 313 | 313 | 313 | 39 | 39 | 313 | 313 | 313 | 313 | 313 |
| PETER POLAK (313) | 3 | 313 | 313 | 313 | 39 | 39 | 39 | 39 | 313 | 313 | 39 | 39 | 325 | 325 |
| RICHARD SYKINA (179) | 4 | 179 | 179 | 179 | 179 | 179 | 179 | 179 | 179 | 179 | 179 | 179 | 179 | 179 |
| ALFARIZI MUHAMMAD DELVINTOR (325) | 5 | 325 | 39 | 39 | 325 | 325 | 325 | 325 | 325 | 325 | 325 | 325 | 39 | 39 |
| MANUEL BELTRAN GARRIDO (39) | 6 | 39 | 325 | 325 | 35 | 35 | 35 | 35 | 519 | 519 | 519 | 519 | 519 | 519 |
| PEDRO HERRERA LUQUE (35) | 7 | 35 | 35 | 35 | 85 | 85 | 85 | 519 | 35 | 35 | 35 | 35 | 35 | 35 |
| JONATHAN MARQUEZ RODRIGUEZ (85) | 8 | 85 | 85 | 85 | 397 | 397 | 519 | 85 | 85 | 85 | 85 | 85 | 85 | 397 |
| DENIS CANTO SERRANO (397) | 9 | 397 | 397 | 397 | 161 | 161 | 397 | 397 | 397 | 397 | 397 | 397 | 397 | 85 |
| PABLO CABRERA GONZÁLEZ (221) | 10 | 221 | 161 | 161 | 519 | 519 | 161 | 161 | 161 | 161 | 161 | 161 | 161 | 161 |
| GONZALO GOMEZ VILLEGAS (161) | 11 | 161 | 221 | 519 | 221 | 221 | 221 | 727 | 57 | 57 | 57 | 57 | 57 | 57 |
| TOMAS IGNACIO MERCADO CAMPO (77) | 12 | 77 | 519 | 221 | 727 | 727 | 727 | 57 | 727 | 727 | 727 | 727 | 727 | 727 |
| JULIAN MATEO SIERRA (727) | 13 | 727 | 727 | 727 | 57 | 57 | 57 | 221 | 221 | 221 | 221 | 221 | 221 | 221 |
| JOSE ENRIQUE MERIDA GALIANA (198) | 14 | 198 | 77 | 77 | 77 | 77 | 198 | 198 | 198 | 198 | 198 | 198 | 257 | 257 |
| MARCO BAENA VELA (19) | 15 | 19 | 198 | 57 | 198 | 198 | 19 | 19 | 19 | 19 | 19 | 257 | 198 | 198 |
| ALBERTO PACHECO PEREZ (34) | 16 | 34 | 19 | 198 | 19 | 19 | 34 | 34 | 257 | 257 | 257 | 19 | 19 | 19 |
| VICTOR RODRIGUEZ CEBRIAN (169) | 17 | 169 | 57 | 19 | 34 | 34 | 257 | 257 | 34 | 91 | 91 | 91 | 91 | 91 |
| JOSE ANTONIO APARICIO SANCHEZ (519) | 18 | 519 | 34 | 34 | 169 | 257 | 91 | 91 | 91 | 34 | 34 | 34 | 34 | 34 |
| JOSE ALBERTO ALMENARA CAMISÓN (57) | 19 | 57 | 169 | 169 | 257 | 91 | 169 | 77 | 77 | 169 | 169 | 169 | 169 | 169 |
| JESUS QUINTERO HERNADEZ (91) | 20 | 91 | 257 | 257 | 91 | 169 | 77 | 169 | 77 | 77 | 77 | 77 | 77 | 77 |
| JONATAN ALMENARA CAMISON (257) | 21 | 257 | 91 | 91 | | | | | | | | | | |

MX Interprovincial de Chiclana

Clasificado por vueltas

5. MX1-MX2

Circuito de Chiclana 1,200 km

2ª Manga MX1-MX2

27/01/2019 14:50

Carrera (20:00 y 2 Vueltas) iniciado a 14:41:20

| Pos. | Nº | Nombre | Vueltas | Total Tº | Dif. resp. 1º | Mejor Tm | Puntos | Clase |
|------|-----|-------------------------------|---------|-----------|---------------|----------|--------|-------|
| 1 | 1 | JOSE ANTONIO BUTRON OLIVA | 13 | 24:34.024 | | 1:43.931 | 25 | MX-1 |
| 2 | 313 | PETER POLAK | 13 | 24:53.978 | 19.954 | 1:44.856 | 25 | MX-2 |
| 3 | 519 | JOSE ANTONIO APARICIO SANCHEZ | 13 | 24:55.242 | 21.218 | 1:45.479 | 22 | MX-2 |
| 4 | 179 | RICHARD SYKINA | 13 | 25:16.937 | 42.913 | 1:46.451 | 20 | MX-2 |
| 5 | 317 | MIGUEL ANGEL SUAREZ FERNANDEZ | 13 | 25:47.475 | 1:13.451 | 1:45.422 | 18 | MX-2 |
| 6 | 35 | PEDRO HERRERA LUQUE | 13 | 26:00.945 | 1:26.921 | 1:49.831 | 22 | MX-1 |
| 7 | 85 | JONATHAN MARQUEZ RODRIGUEZ | 13 | 26:05.611 | 1:31.587 | 1:50.281 | 20 | MX-1 |
| 8 | 161 | GONZALO GOMEZ VILLEGAS | 13 | 26:18.277 | 1:44.253 | 1:50.911 | 16 | MX-2 |
| 9 | 397 | DENIS CANTO SERRANO | 13 | 26:26.984 | 1:52.960 | 1:51.285 | 15 | MX-2 |
| 10 | 57 | JOSE ALBERTO ALMENARA CAMISÓN | 12 | 24:47.401 | 1 Vuelta | 1:52.889 | 18 | MX-1 |
| 11 | 257 | JONATAN ALMENARA CAMISON | 12 | 25:23.845 | 1 Vuelta | 1:55.672 | 14 | MX-2 |
| 12 | 727 | JULIAN MATEO SIERRA | 12 | 25:36.260 | 1 Vuelta | 1:54.849 | 13 | MX-2 |
| 13 | 91 | JESUS QUINTERO HERNADEZ | 12 | 25:45.853 | 1 Vuelta | 1:56.016 | 16 | MX-1 |
| 14 | 221 | PABLO CABRERA GONZÁLEZ | 12 | 25:50.305 | 1 Vuelta | 1:56.549 | 12 | MX-2 |
| 15 | 19 | MARCO BAENA VELA | 12 | 25:53.268 | 1 Vuelta | 1:56.503 | 15 | MX-1 |
| 16 | 77 | TOMAS IGNACIO MERCADO CAMPO | 12 | 26:10.555 | 1 Vuelta | 1:57.110 | 11 | MX-2 |
| 17 | 198 | JOSE ENRIQUE MERIDA GALIANA | 12 | 26:15.772 | 1 Vuelta | 1:57.405 | 14 | MX-1 |
| 18 | 39 | MANUEL BELTRAN GARRIDO | 12 | 26:30.748 | 1 Vuelta | 1:46.483 | 13 | MX-1 |
| 19 | 34 | ALBERTO PACHECO PEREZ | 12 | 26:31.503 | 1 Vuelta | 1:58.708 | 12 | MX-1 |
| 20 | 169 | VICTOR RODRIGUEZ CEBRIAN | 11 | 25:42.763 | 2 Vueltas | 2:02.712 | 11 | MX-1 |

No clasificado

| | | | | | | | | |
|----|-----|-----------------------------|---|-----------|----|----------|---|------|
| NT | 325 | ALFARIZI MUHAMMAD DELVINTOR | 5 | 11:11.169 | NT | 1:47.899 | 0 | MX-2 |
|----|-----|-----------------------------|---|-----------|----|----------|---|------|

| Márgen de victoria | Velocidad media | Mejor tº de vuelta | Mejor Vel. | Mejor vuelta para |
|--------------------|-----------------|--------------------|------------|-------------------------------|
| 19.954 | 38,100 | 1:43.931 | 41,566 | 1 - JOSE ANTONIO BUTRON OLIVA |

Cronometraje

Orbits



MX Interprovincial de Chiclana

Clasificado por vueltas

5. MX1-MX2

Circuito de Chiclana 1,200 km

2ª Manga MX1-MX2

27/01/2019 14:50

Carrera (20:00 y 2 Vueltas) iniciado a 14:41:20

| Pos. | Nº | Nombre | Vueltas | Total T° | Dif. resp. 1° | Mejor Tm | Puntos | Clase |
|-----------------------|-----|-------------------------------|---------|-----------|---------------|----------|--------|-------|
| MX-1 | | | | | | | | |
| 1 | 1 | JOSE ANTONIO BUTRON OLIVA | 13 | 24:34.024 | | 1:43.931 | 25 | MX-1 |
| 2 | 35 | PEDRO HERRERA LUQUE | 13 | 26:00.945 | 1:26.921 | 1:49.831 | 22 | MX-1 |
| 3 | 85 | JONATHAN MARQUEZ RODRIGUEZ | 13 | 26:05.611 | 1:31.587 | 1:50.281 | 20 | MX-1 |
| 4 | 57 | JOSE ALBERTO ALMENARA CAMISÓN | 12 | 24:47.401 | 1 Vuelta | 1:52.889 | 18 | MX-1 |
| 5 | 91 | JESUS QUINTERO HERNANDEZ | 12 | 25:45.853 | 1 Vuelta | 1:56.016 | 16 | MX-1 |
| 6 | 19 | MARCO BAENA VELA | 12 | 25:53.268 | 1 Vuelta | 1:56.503 | 15 | MX-1 |
| 7 | 198 | JOSE ENRIQUE MERIDA GALIANA | 12 | 26:15.772 | 1 Vuelta | 1:57.405 | 14 | MX-1 |
| 8 | 39 | MANUEL BELTRAN GARRIDO | 12 | 26:30.748 | 1 Vuelta | 1:46.483 | 13 | MX-1 |
| 9 | 34 | ALBERTO PACHECO PEREZ | 12 | 26:31.503 | 1 Vuelta | 1:58.708 | 12 | MX-1 |
| 10 | 169 | VICTOR RODRIGUEZ CEBRIAN | 11 | 25:42.763 | 2 Vueltas | 2:02.712 | 11 | MX-1 |
| MX-2 | | | | | | | | |
| 1 | 313 | PETER POLAK | 13 | 24:53.978 | | 1:44.856 | 25 | MX-2 |
| 2 | 519 | JOSE ANTONIO APARICIO SANCHEZ | 13 | 24:55.242 | 1.264 | 1:45.479 | 22 | MX-2 |
| 3 | 179 | RICHARD SYKINA | 13 | 25:16.937 | 22.959 | 1:46.451 | 20 | MX-2 |
| 4 | 317 | MIGUEL ANGEL SUAREZ FERNANDEZ | 13 | 25:47.475 | 53.497 | 1:45.422 | 18 | MX-2 |
| 5 | 161 | GONZALO GOMEZ VILLEGAS | 13 | 26:18.277 | 1:24.299 | 1:50.911 | 16 | MX-2 |
| 6 | 397 | DENIS CANTO SERRANO | 13 | 26:26.984 | 1:33.006 | 1:51.285 | 15 | MX-2 |
| 7 | 257 | JONATAN ALMENARA CAMISON | 12 | 25:23.845 | 1 Vuelta | 1:55.672 | 14 | MX-2 |
| 8 | 727 | JULIAN MATEO SIERRA | 12 | 25:36.260 | 1 Vuelta | 1:54.849 | 13 | MX-2 |
| 9 | 221 | PABLO CABRERA GONZÁLEZ | 12 | 25:50.305 | 1 Vuelta | 1:56.549 | 12 | MX-2 |
| 10 | 77 | TOMAS IGNACIO MERCADO CAMPO | 12 | 26:10.555 | 1 Vuelta | 1:57.110 | 11 | MX-2 |
| No clasificado | | | | | | | | |
| NT | 325 | ALFARIZI MUHAMMAD DELVINTOR | 5 | 11:11.169 | NT | 1:47.899 | 0 | MX-2 |

| Márgen de victoria | Velocidad media | Mejor t° de vuelta | Mejor Vel. | Mejor vuelta para |
|--------------------|-----------------|--------------------|------------|-------------------------------|
| 19.954 | 38,100 | 1:43.931 | 41,566 | 1 - JOSE ANTONIO BUTRON OLIVA |

Cronometraje

Orbits



MX Interprovincial de Chiclana

5. MX1-MX2

Circuito de Chiclana 1,200 km

2ª Manga MX1-MX2

27/01/2019 14:50

Carrera (20:00 y 2 Vueltas) iniciado a 14:41:20

| Vuelta | Tiempo de vuelta | Dif. resp. 1° | Hora del día |
|--------------------------------------|------------------|---------------|--------------|
| (1) JOSE ANTONIO BUTRON OLIVA | | | |
| 1 | 1:44.284 | +0.353 | 14:44:45.650 |
| 2 | 1:44.202 | +0.271 | 14:46:29.852 |
| 3 | 1:43.931 | | 14:48:13.783 |
| 4 | 1:44.297 | +0.366 | 14:49:58.080 |
| 5 | 1:45.946 | +2.015 | 14:51:44.026 |
| 6 | 1:44.639 | +0.708 | 14:53:28.665 |
| 7 | 1:46.637 | +2.706 | 14:55:15.302 |
| 8 | 1:47.669 | +3.738 | 14:57:02.971 |
| 9 | 1:46.036 | +2.105 | 14:58:49.007 |
| 10 | 1:46.432 | +2.501 | 15:00:35.439 |
| 11 | 1:45.006 | +1.075 | 15:02:20.445 |
| 12 | 1:45.437 | +1.506 | 15:04:05.882 |
| 13 | 1:49.068 | +5.137 | 15:05:54.950 |

| Vuelta | Tiempo de vuelta | Dif. resp. 1° | Hora del día |
|--------------------------|------------------|---------------|--------------|
| (313) PETER POLAK | | | |
| 1 | 1:47.122 | +2.266 | 14:44:53.707 |
| 2 | 1:47.679 | +2.823 | 14:46:41.386 |
| 3 | 1:47.295 | +2.439 | 14:48:28.681 |
| 4 | 1:47.295 | +2.439 | 14:50:15.976 |
| 5 | 1:46.354 | +1.498 | 14:52:02.330 |
| 6 | 1:46.673 | +1.817 | 14:53:49.003 |
| 7 | 1:46.559 | +1.703 | 14:55:35.562 |
| 8 | 1:46.133 | +1.277 | 14:57:21.695 |
| 9 | 1:46.267 | +1.411 | 14:59:07.962 |
| 10 | 1:47.886 | +3.030 | 15:00:55.848 |
| 11 | 1:47.180 | +2.324 | 15:02:43.028 |
| 12 | 1:47.020 | +2.164 | 15:04:30.048 |
| 13 | 1:44.856 | | 15:06:14.904 |

| Vuelta | Tiempo de vuelta | Dif. resp. 1° | Hora del día |
|--|------------------|---------------|--------------|
| (519) JOSE ANTONIO APARICIO SANCHEZ | | | |
| 1 | 1:47.574 | +2.095 | 14:44:55.935 |
| 2 | 1:47.498 | +2.019 | 14:46:43.433 |
| 3 | 1:46.911 | +1.432 | 14:48:30.344 |
| 4 | 1:47.722 | +2.243 | 14:50:18.066 |
| 5 | 1:47.217 | +1.738 | 14:52:05.283 |
| 6 | 1:46.503 | +1.024 | 14:53:51.786 |
| 7 | 1:46.567 | +1.088 | 14:55:38.353 |
| 8 | 1:45.628 | +0.149 | 14:57:23.981 |
| 9 | 1:46.890 | +1.411 | 14:59:10.871 |
| 10 | 1:46.593 | +1.114 | 15:00:57.464 |
| 11 | 1:47.131 | +1.652 | 15:02:44.595 |
| 12 | 1:46.094 | +0.615 | 15:04:30.689 |
| 13 | 1:45.479 | | 15:06:16.168 |

| Vuelta | Tiempo de vuelta | Dif. resp. 1° | Hora del día |
|-----------------------------|------------------|---------------|--------------|
| (179) RICHARD SYKINA | | | |
| 1 | 1:47.463 | +1.012 | 14:44:56.601 |
| 2 | 1:47.789 | +1.338 | 14:46:44.390 |
| 3 | 1:46.754 | +0.303 | 14:48:31.144 |
| 4 | 1:47.612 | +1.161 | 14:50:18.756 |
| 5 | 1:47.297 | +0.846 | 14:52:06.053 |
| 6 | 1:47.160 | +0.709 | 14:53:53.213 |
| 7 | 1:46.451 | | 14:55:39.664 |
| 8 | 1:46.735 | +0.284 | 14:57:26.399 |
| 9 | 1:46.548 | +0.097 | 14:59:12.947 |
| 10 | 1:47.413 | +0.962 | 15:01:00.360 |
| 11 | 1:51.063 | +4.612 | 15:02:51.423 |
| 12 | 1:52.376 | +5.925 | 15:04:43.799 |
| 13 | 1:54.064 | +7.613 | 15:06:37.863 |

| Vuelta | Tiempo de vuelta | Dif. resp. 1° | Hora del día |
|--|------------------|---------------|--------------|
| (317) MIGUEL ANGEL SUAREZ FERNANDEZ | | | |
| 1 | 1:47.625 | +2.203 | 14:44:55.247 |
| 2 | 1:47.636 | +2.214 | 14:46:42.883 |
| 3 | 1:46.930 | +1.508 | 14:48:29.813 |
| 4 | 1:47.624 | +2.202 | 14:50:17.437 |

| Vuelta | Tiempo de vuelta | Dif. resp. 1° | Hora del día |
|--------|------------------|---------------|--------------|
| 5 | 1:47.327 | +1.905 | 14:52:04.764 |
| 6 | 1:46.587 | +1.165 | 14:53:51.351 |
| 7 | 1:46.120 | +0.698 | 14:55:37.471 |
| 8 | 1:45.422 | | 14:57:22.893 |
| 9 | 1:46.434 | +1.012 | 14:59:09.327 |
| 10 | 1:47.489 | +2.067 | 15:00:56.816 |
| 11 | 1:47.377 | +1.955 | 15:02:44.193 |
| 12 | 2:31.794 | +46.372 | 15:05:15.987 |
| 13 | 1:52.414 | +6.992 | 15:07:08.401 |

| Vuelta | Tiempo de vuelta | Dif. resp. 1° | Hora del día |
|---------------------------------|------------------|---------------|--------------|
| (35) PEDRO HERRERA LUQUE | | | |
| 1 | 1:49.931 | +0.100 | 14:45:01.973 |
| 2 | 1:53.313 | +3.482 | 14:46:55.286 |
| 3 | 1:50.501 | +0.670 | 14:48:45.787 |
| 4 | 1:51.544 | +1.713 | 14:50:37.331 |
| 5 | 1:54.397 | +4.566 | 14:52:31.728 |
| 6 | 1:50.995 | +1.164 | 14:54:22.723 |
| 7 | 1:49.831 | | 14:56:12.554 |
| 8 | 1:51.008 | +1.177 | 14:58:03.562 |
| 9 | 1:50.879 | +1.048 | 14:59:54.441 |
| 10 | 1:51.989 | +2.158 | 15:01:46.430 |
| 11 | 1:51.524 | +1.693 | 15:03:37.954 |
| 12 | 1:51.419 | +1.588 | 15:05:29.373 |
| 13 | 1:52.498 | +2.667 | 15:07:21.871 |

| Vuelta | Tiempo de vuelta | Dif. resp. 1° | Hora del día |
|--|------------------|---------------|--------------|
| (85) JONATHAN MARQUEZ RODRIGUEZ | | | |
| 1 | 1:50.594 | +0.313 | 14:45:03.929 |
| 2 | 1:51.919 | +1.638 | 14:46:55.848 |
| 3 | 1:50.655 | +0.374 | 14:48:46.503 |
| 4 | 1:51.674 | +1.393 | 14:50:38.177 |
| 5 | 1:50.731 | +0.450 | 14:52:28.908 |
| 6 | 1:50.886 | +0.605 | 14:54:19.794 |
| 7 | 1:50.281 | | 14:56:10.075 |
| 8 | 1:51.945 | +1.664 | 14:58:02.020 |
| 9 | 1:51.755 | +1.474 | 14:59:53.775 |
| 10 | 1:53.950 | +3.669 | 15:01:47.725 |
| 11 | 1:52.050 | +1.769 | 15:03:39.775 |
| 12 | 1:51.518 | +1.237 | 15:05:31.293 |
| 13 | 1:55.244 | +4.963 | 15:07:26.537 |

| Vuelta | Tiempo de vuelta | Dif. resp. 1° | Hora del día |
|-------------------------------------|------------------|---------------|--------------|
| (161) GONZALO GOMEZ VILLEGAS | | | |
| 1 | 1:54.762 | +3.851 | 14:45:13.762 |
| 2 | 1:54.354 | +3.443 | 14:47:08.116 |
| 3 | 1:53.307 | +2.396 | 14:49:01.423 |
| 4 | 1:52.909 | +1.998 | 14:50:54.332 |
| 5 | 1:54.008 | +3.097 | 14:52:48.340 |
| 6 | 1:51.845 | +0.934 | 14:54:40.185 |
| 7 | 1:51.041 | +0.130 | 14:56:31.226 |
| 8 | 1:50.920 | +0.009 | 14:58:22.146 |
| 9 | 1:51.251 | +0.340 | 15:00:13.397 |
| 10 | 1:50.911 | | 15:02:04.308 |
| 11 | 1:51.149 | +0.238 | 15:03:55.457 |
| 12 | 1:50.953 | +0.042 | 15:05:46.410 |
| 13 | 1:52.793 | +1.882 | 15:07:39.203 |

| Vuelta | Tiempo de vuelta | Dif. resp. 1° | Hora del día |
|----------------------------------|------------------|---------------|--------------|
| (397) DENIS CANTO SERRANO | | | |
| 1 | 1:53.797 | +2.512 | 14:45:10.048 |
| 2 | 1:52.969 | +1.684 | 14:47:03.017 |
| 3 | 1:51.809 | +0.524 | 14:48:54.826 |
| 4 | 1:53.199 | +1.914 | 14:50:48.025 |
| 5 | 1:52.695 | +1.410 | 14:52:40.720 |
| 6 | 1:52.846 | +1.561 | 14:54:33.566 |
| 7 | 1:54.398 | +3.113 | 14:56:27.964 |
| 8 | 1:52.611 | +1.326 | 14:58:20.575 |
| 9 | 1:53.644 | +2.359 | 15:00:14.219 |
| 10 | 1:51.304 | +0.019 | 15:02:05.523 |

| Vuelta | Tiempo de vuelta | Dif. resp. 1° | Hora del día |
|--------|------------------|---------------|--------------|
| 11 | 1:51.285 | | 15:03:56.808 |
| 12 | 1:53.668 | +2.383 | 15:05:50.476 |
| 13 | 1:57.434 | +6.149 | 15:07:47.910 |

| Vuelta | Tiempo de vuelta | Dif. resp. 1° | Hora del día |
|---|------------------|---------------|--------------|
| (57) JOSE ALBERTO ALMENARA CAMISON | | | |
| 1 | 1:53.593 | +0.704 | 14:45:09.466 |
| 2 | 1:56.245 | +3.356 | 14:47:05.711 |
| 3 | 1:54.571 | +1.682 | 14:49:00.282 |
| 4 | 1:53.622 | +0.733 | 14:50:53.904 |
| 5 | 1:53.860 | +0.971 | 14:52:47.764 |
| 6 | 1:53.732 | +0.843 | 14:54:41.496 |
| 7 | 1:53.137 | +0.248 | 14:56:34.633 |
| 8 | 1:52.889 | | 14:58:27.522 |
| 9 | 1:54.057 | +1.168 | 15:00:21.579 |
| 10 | 1:54.229 | +1.340 | 15:02:15.808 |
| 11 | 1:55.911 | +3.022 | 15:04:11.719 |
| 12 | 1:56.608 | +3.719 | 15:06:08.327 |

| Vuelta | Tiempo de vuelta | Dif. resp. 1° | Hora del día |
|---------------------------------------|------------------|---------------|--------------|
| (257) JONATAN ALMENARA CAMISON | | | |
| 1 | 1:57.597 | +1.925 | 14:45:17.784 |
| 2 | 1:55.672 | | 14:47:13.456 |
| 3 | 1:56.448 | +0.776 | 14:49:09.904 |
| 4 | 1:55.925 | +0.253 | 14:51:05.829 |
| 5 | 1:56.208 | +0.536 | 14:53:02.037 |
| 6 | 1:57.451 | +1.779 | 14:54:59.488 |
| 7 | 1:55.956 | +0.284 | 14:56:55.444 |
| 8 | 1:56.933 | +1.261 | 14:58:52.377 |
| 9 | 1:56.500 | +0.828 | 15:00:48.877 |
| 10 | 1:58.055 | +2.383 | 15:02:46.932 |
| 11 | 1:58.373 | +2.701 | 15:04:45.305 |
| 12 | 1:59.466 | +3.794 | 15:06:44.771 |

| Vuelta | Tiempo de vuelta | Dif. resp. 1° | Hora del día |
|----------------------------------|------------------|---------------|--------------|
| (727) JULIAN MATEO SIERRA | | | |
| 1 | 1:56.626 | +1.777 | 14:45:21.048 |
| 2 | 1:57.680 | +2.831 | 14:47:18.728 |
| 3 | 1:56.531 | +1.682 | 14:49:15.259 |
| 4 | 1:58.333 | +3.484 | 14:51:13.592 |
| 5 | 1:54.849 | | 14:53:08.441 |
| 6 | 1:56.827 | +1.978 | 14:55:05.268 |
| 7 | 1:56.468 | +1.619 | 14:57:01.736 |
| 8 | 1:57.364 | +2.515 | 14:58:59.100 |
| 9 | 1:59.407 | +4.558 | 15:00:58.507 |
| 10 | 1:57.391 | +2.542 | 15:02:55.898 |
| 11 | 2:00.669 | +5.820 | 15:04:56.567 |
| 12 | 2:00.619 | +5.770 | 15:06:57.186 |

| Vuelta | Tiempo de vuelta | Dif. resp. 1° | Hora del día |
|-------------------------------------|------------------|---------------|--------------|
| (91) JESUS QUINTERO HERNADEZ | | | |
| 1 | 1:57.769 | +1.753 | 14:45:20.488 |
| 2 | 1:57.039 | +1.023 | 14:47:17.527 |
| 3 | 1:57.574 | +1.558 | 14:49:15.101 |
| 4 | 1:56.016 | | 14:51:11.117 |
| 5 | 1:56.940 | +0.924 | 14:53:08.057 |
| 6 | 2:00.250 | +4.234 | 14:55:08.307 |
| 7 | 1:57.837 | +1.821 | 14:57:06.144 |
| 8 | 2:04.522 | +8.506 | 14:59:10.666 |
| 9 | 2:01.233 | +5.217 | 15:01:11.899 |
| 10 | 1:58.407 | +2.391 | |

MX Interprovincial de Chiclana

5. MX1-MX2

Circuito de Chiclana 1,200 km

2ª Manga MX1-MX2

27/01/2019 14:50

Carrera (20:00 y 2 Vueltas) iniciado a 14:41:20

| Vuelta | Tiempo de vuelta | Dif. resp. 1° | Hora del día |
|--------|------------------|---------------|--------------|
| 6 | 2:00.214 | +3.665 | 14:55:09.824 |
| 7 | 1:58.974 | +2.425 | 14:57:08.798 |
| 8 | 1:58.232 | +1.683 | 14:59:07.030 |
| 9 | 2:02.360 | +5.811 | 15:01:09.390 |
| 10 | 2:00.050 | +3.501 | 15:03:09.440 |
| 11 | 2:01.512 | +4.963 | 15:05:10.952 |
| 12 | 2:00.279 | +3.730 | 15:07:11.231 |

(19) MARCO BAENA VELA

| | | | |
|----|----------|--------|--------------|
| 1 | 1:56.733 | +0.230 | 14:45:16.411 |
| 2 | 1:56.503 | | 14:47:12.914 |
| 3 | 1:58.098 | +1.595 | 14:49:11.012 |
| 4 | 1:57.794 | +1.291 | 14:51:08.806 |
| 5 | 1:58.600 | +2.097 | 14:53:07.406 |
| 6 | 1:59.265 | +2.762 | 14:55:06.671 |
| 7 | 1:58.941 | +2.438 | 14:57:05.612 |
| 8 | 2:00.398 | +3.895 | 14:59:06.010 |
| 9 | 2:01.570 | +5.067 | 15:01:07.580 |
| 10 | 2:01.266 | +4.763 | 15:03:08.846 |
| 11 | 2:01.812 | +5.309 | 15:05:10.658 |
| 12 | 2:03.536 | +7.033 | 15:07:14.194 |

(77) TOMAS IGNACIO MERCADO CAMPO

| | | | |
|----|----------|--------|--------------|
| 1 | 1:58.587 | +1.477 | 14:45:21.793 |
| 2 | 1:58.127 | +1.017 | 14:47:19.920 |
| 3 | 1:57.110 | | 14:49:17.030 |
| 4 | 1:58.350 | +1.240 | 14:51:15.380 |
| 5 | 2:00.122 | +3.012 | 14:53:15.502 |
| 6 | 2:02.312 | +5.202 | 14:55:17.814 |
| 7 | 1:59.474 | +2.364 | 14:57:17.288 |
| 8 | 2:03.178 | +6.068 | 14:59:20.466 |
| 9 | 2:02.078 | +4.968 | 15:01:22.544 |
| 10 | 2:01.821 | +4.711 | 15:03:24.365 |
| 11 | 2:01.397 | +4.287 | 15:05:25.762 |
| 12 | 2:05.719 | +8.609 | 15:07:31.481 |

(198) JOSE ENRIQUE MERIDA GALIANA

| | | | |
|----|----------|---------|--------------|
| 1 | 2:00.208 | +2.803 | 14:45:23.948 |
| 2 | 1:57.405 | | 14:47:21.353 |
| 3 | 1:57.859 | +0.454 | 14:49:19.212 |
| 4 | 1:58.550 | +1.145 | 14:51:17.762 |
| 5 | 1:58.303 | +0.898 | 14:53:16.065 |
| 6 | 1:57.952 | +0.547 | 14:55:14.017 |
| 7 | 1:59.739 | +2.334 | 14:57:13.756 |
| 8 | 2:01.298 | +3.893 | 14:59:15.054 |
| 9 | 1:58.937 | +1.532 | 15:01:13.991 |
| 10 | 2:00.175 | +2.770 | 15:03:14.166 |
| 11 | 2:00.871 | +3.466 | 15:05:15.037 |
| 12 | 2:21.661 | +24.256 | 15:07:36.698 |

(39) MANUEL BELTRAN GARRIDO

| | | | |
|----|----------|---------|--------------|
| 1 | 1:47.380 | +0.897 | 14:44:52.971 |
| 2 | 1:47.573 | +1.090 | 14:46:40.544 |
| 3 | 1:47.197 | +0.714 | 14:48:27.741 |
| 4 | 1:47.048 | +0.565 | 14:50:14.789 |
| 5 | 1:46.700 | +0.217 | 14:52:01.489 |
| 6 | 1:46.483 | | 14:53:47.972 |
| 7 | 2:12.785 | +26.302 | 14:56:00.757 |
| 8 | 2:16.776 | +30.293 | 14:58:17.533 |
| 9 | 2:29.490 | +43.007 | 15:00:47.023 |
| 10 | 2:26.104 | +39.621 | 15:03:13.127 |
| 11 | 2:22.034 | +35.551 | 15:05:35.161 |
| 12 | 2:16.513 | +30.030 | 15:07:51.674 |

(34) ALBERTO PACHECO PEREZ

| | | | |
|---|----------|--------|--------------|
| 1 | 1:59.871 | +1.163 | 14:45:27.263 |
|---|----------|--------|--------------|

| Vuelta | Tiempo de vuelta | Dif. resp. 1° | Hora del día |
|--------|------------------|---------------|--------------|
| 2 | 1:58.708 | | 14:47:25.971 |
| 3 | 1:59.496 | +0.788 | 14:49:25.467 |
| 4 | 2:00.703 | +1.995 | 14:51:26.170 |
| 5 | 2:01.134 | +2.426 | 14:53:27.304 |
| 6 | 2:21.755 | +23.047 | 14:55:49.059 |
| 7 | 1:59.262 | +0.554 | 14:57:48.321 |
| 8 | 2:01.488 | +2.780 | 14:59:49.809 |
| 9 | 2:01.708 | +3.000 | 15:01:51.517 |
| 10 | 2:00.357 | +1.649 | 15:03:51.874 |
| 11 | 2:01.207 | +2.499 | 15:05:53.081 |
| 12 | 1:59.348 | +0.640 | 15:07:52.429 |

(169) VICTOR RODRIGUEZ CEBRIAN

| | | | |
|----|----------|---------|--------------|
| 1 | 2:04.245 | +1.533 | 14:45:30.671 |
| 2 | 2:02.712 | | 14:47:33.383 |
| 3 | 2:04.411 | +1.699 | 14:49:37.794 |
| 4 | 2:05.966 | +3.254 | 14:51:43.760 |
| 5 | 2:12.003 | +9.291 | 14:53:55.763 |
| 6 | 2:07.078 | +4.366 | 14:56:02.841 |
| 7 | 2:07.880 | +5.168 | 14:58:10.721 |
| 8 | 2:10.145 | +7.433 | 15:00:20.866 |
| 9 | 2:13.888 | +11.176 | 15:02:34.754 |
| 10 | 2:17.235 | +14.523 | 15:04:51.989 |
| 11 | 2:11.700 | +8.988 | 15:07:03.689 |

(325) ALFARIZI MUHAMMAD DELVINTOR

| | | | |
|---|----------|---------|--------------|
| 1 | 1:47.899 | | 14:44:58.819 |
| 2 | 2:07.823 | +19.924 | 14:47:06.642 |
| 3 | 1:48.458 | +0.559 | 14:48:55.100 |
| 4 | 1:48.955 | +1.056 | 14:50:44.055 |
| 5 | 1:48.040 | +0.141 | 14:52:32.095 |

MX Interprovincial de Chiclana

Vuelta a vuelta

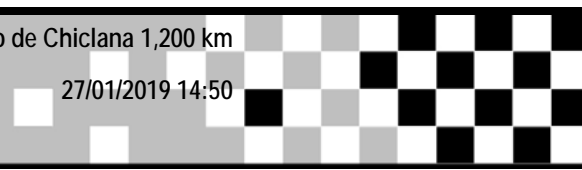
5. MX1-MX2

Circuito de Chiclana 1,200 km

2ª Manga MX1-MX2

27/01/2019 14:50

Carrera (20:00 y 2 Vueltas) iniciado a 14:41:20



| Competidores | Vueltas | | | | | | | | | | | | | |
|-------------------------------------|---------|-----|-----|-----|-----|-----|-----|-----|-----|-----|-----|-----|-----|-----|
| | 0 | 1 | 2 | 3 | 4 | 5 | 6 | 7 | 8 | 9 | 10 | 11 | 12 | 13 |
| JOSE ANTONIO BUTRON OLIVA (1) | 1 | 1 | 1 | 1 | 1 | 1 | 1 | 1 | 1 | 1 | 1 | 1 | 1 | 1 |
| MANUEL BELTRAN GARRIDO (39) | 2 | 39 | 39 | 39 | 39 | 39 | 39 | 313 | 313 | 313 | 313 | 313 | 313 | 313 |
| PETER POLAK (313) | 3 | 313 | 313 | 313 | 313 | 313 | 313 | 317 | 317 | 317 | 317 | 317 | 519 | 519 |
| MIGUEL ANGEL SUAREZ FERNANDEZ (317) | 4 | 317 | 317 | 317 | 317 | 317 | 317 | 519 | 519 | 519 | 519 | 519 | 179 | 179 |
| JOSE ANTONIO APARICIO SANCHEZ (519) | 5 | 519 | 519 | 519 | 519 | 519 | 519 | 179 | 179 | 179 | 179 | 179 | 317 | 317 |
| RICHARD SYKINA (179) | 6 | 179 | 179 | 179 | 179 | 179 | 179 | 39 | 85 | 85 | 35 | 35 | 35 | 35 |
| ALFARIZI MUHAMMAD DELVINTOR (325) | 7 | 325 | 325 | 35 | 35 | 35 | 85 | 85 | 85 | 35 | 35 | 85 | 85 | 85 |
| PEDRO HERRERA LUQUE (35) | 8 | 35 | 35 | 85 | 85 | 85 | 35 | 35 | 39 | 161 | 161 | 161 | 161 | 161 |
| JONATHAN MARQUEZ RODRIGUEZ (85) | 9 | 85 | 85 | 397 | 397 | 325 | 325 | 397 | 397 | 397 | 397 | 397 | 397 | 397 |
| JOSE ALBERTO ALMENARA CAMISÓN (57) | 10 | 57 | 57 | 57 | 325 | 397 | 397 | 161 | 161 | 161 | 57 | 57 | 57 | 57 |
| DENIS CANTO SERRANO (397) | 11 | 397 | 397 | 325 | 57 | 57 | 57 | 57 | 57 | 39 | 257 | 257 | 257 | 257 |
| GONZALO GOMEZ VILLEGAS (161) | 12 | 161 | 161 | 161 | 161 | 161 | 257 | 257 | 257 | 257 | 727 | 727 | 727 | 727 |
| MARCO BAENA VELA (19) | 13 | 19 | 19 | 19 | 257 | 257 | 257 | 727 | 727 | 727 | 727 | 19 | 91 | 91 |
| JONATAN ALMENARA CAMISON (257) | 14 | 257 | 257 | 257 | 19 | 19 | 19 | 19 | 19 | 19 | 221 | 19 | 221 | 221 |
| PABLO CABRERA GONZÁLEZ (221) | 15 | 221 | 221 | 221 | 221 | 91 | 91 | 91 | 91 | 221 | 221 | 91 | 221 | 19 |
| JESUS QUINTERO HERNADEZ (91) | 16 | 91 | 91 | 91 | 91 | 221 | 727 | 221 | 221 | 91 | 91 | 39 | 198 | 77 |
| TOMAS IGNACIO MERCADO CAMPO (77) | 17 | 77 | 727 | 727 | 727 | 727 | 221 | 198 | 198 | 198 | 198 | 198 | 77 | 198 |
| JOSE ENRIQUE MERIDA GALIANA (198) | 18 | 198 | 77 | 77 | 77 | 77 | 77 | 77 | 77 | 77 | 77 | 77 | 39 | 39 |
| JULIAN MATEO SIERRA (727) | 19 | 727 | 198 | 198 | 198 | 198 | 34 | 34 | 34 | 34 | 34 | 34 | 34 | 34 |
| VICTOR RODRIGUEZ CEBRIAN (169) | 20 | 169 | 34 | 34 | 34 | 34 | 169 | 169 | 169 | 169 | 169 | 169 | 169 | 169 |
| ALBERTO PACHECO PEREZ (34) | 21 | 34 | 169 | 169 | 169 | 169 | 169 | 169 | 169 | 169 | 169 | 169 | 169 | 169 |

MX Interprovincial de Chiclana

5. MX1-MX2

Circuito de Chiclana 1,200 km

GENERAL MX1-MX2

| Pos. | Nº | Nombre | total puntos | 1Chi | 2Chi | Marca | Club |
|-------------|-----|-------------------------------|--------------|------|------|-----------|--------------------------|
| MX-1 | | | | | | | |
| 1 | 1 | JOSE ANTONIO BUTRON OLIVA | 50 | 25 | 25 | KTM | C.D. TRT RACING SERVICES |
| 2 | 35 | PEDRO HERRERA LUQUE | 42 | 20 | 22 | YAMAHA | M.C. DEJATE CAE |
| 3 | 85 | JONATHAN MARQUEZ RODRIGUEZ | 38 | 18 | 20 | | M.C. ALESER |
| 4 | 39 | MANUEL BELTRAN GARRIDO | 35 | 22 | 13 | KTM | C.D. TRT RACING SERVICES |
| 5 | 57 | JOSE ALBERTO ALMENARA CAMISÓN | 34 | 16 | 18 | YAMAHA | M.C. ALESER |
| 6 | 91 | JESUS QUINTERO HERNADEZ | 29 | 13 | 16 | HONDA | M.C. EXTREMADURA RANCIG |
| 7 | 19 | MARCO BAENA VELA | 29 | 14 | 15 | YAMAHA | M.C. ESC. EDUARDO CASTRO |
| 8 | 198 | JOSE ENRIQUE MERIDA GALIANA | 29 | 15 | 14 | KAWASAKI | C.D. Motoclub Alhaurino |
| 9 | 34 | ALBERTO PACHECO PEREZ | 24 | 12 | 12 | YAMAHA | M.C. ESC. EDUARDO CASTRO |
| 10 | 169 | VICTOR RODRIGUEZ CEBRIAN | 22 | 11 | 11 | HUSQVARNA | C.D. MURIEL RANCING TEAM |
| MX-2 | | | | | | | |
| 1 | 313 | PETER POLAK | 50 | 25 | 25 | KTM | |
| 2 | 519 | JOSE ANTONIO APARICIO SANCHEZ | 40 | 18 | 22 | YAMAHA | M.C. ESC. CASTRO |
| 3 | 179 | RICHARD SYKINA | 40 | 20 | 20 | KTM | |
| 4 | 161 | GONZALO GOMEZ VILLEGAS | 31 | 15 | 16 | | C.D. MURIEL RACING TEAM |
| 5 | 397 | DENIS CANTO SERRANO | 31 | 16 | 15 | TM | M.C. DEJATE CAE |
| 6 | 727 | JULIAN MATEO SIERRA | 27 | 14 | 13 | | M.C. MORÓN |
| 7 | 257 | JONATAN ALMENARA CAMISON | 26 | 12 | 14 | KTM | M.C. ALESER |
| 8 | 221 | PABLO CABRERA GONZÁLEZ | 25 | 13 | 12 | KTM | M.C. RODERA HUMEDA |
| 9 | 325 | ALFARIZI MUHAMMAD DELVINTOR | 22 | 22 | 0 | | M.C. VILLA DE OJEN |
| 10 | 77 | TOMAS IGNACIO MERCADO CAMPO | 22 | 11 | 11 | KTM | |
| 11 | 317 | MIGUEL ANGEL SUAREZ FERNANDEZ | 18 | 0 | 18 | KTM | C.D. TRT RACING SERVICE |

MX Interprovincial de Chiclana

4. 50cc AUTO.-ALEVIN 65cc

Circuito de Chiclana 1,200 km

GENERAL CAMPEONATO

| Pos. | Nº | Nombre | Total puntos | 1Chi | 2Chi | Marca | Club | Registro del c |
|--------------------------|-----|------------------------------|--------------|------|------|-----------|---------------------------|----------------|
| ALEVÍN 65 CC | | | | | | | | |
| 1 | 212 | JAIME BORREGO ARIAS | 36 | 16 | 20 | | C.D. MOTEROS DEL SUR ECO | 20016-CA |
| 2 | 223 | ALEJANDRO TORRES FERNANDEZ | 31 | 20 | 11 | | C.D. SALTAMONTES DEL GEN | 20007-MA |
| 3 | 210 | HAYTHAM KAMRI | 30 | 14 | 16 | KTM | C.D. ESCUDERIA ZAMBRANA | 20073-MA |
| 4 | 94 | PABLO LORA CABALLERO | 29 | 15 | 14 | KTM | M.C. RONDA | 2106-MA |
| 5 | 317 | JOSE OTERO PINTO | 27 | 12 | 15 | YAMAHA | M.C. REBUFO CHICLANA | 20092-CA |
| 6 | 14 | JOSE LUIS MORENO PANIAGUA | 25 | 25 | -- | KTM | M.C. LAS ARENAS | 189281-CC |
| 7 | 7 | AMINE BELCAID | 22 | 13 | 9 | KTM | ESC. ZAMBRANA | 20082-CA |
| 8 | 76 | ARDHENIANSYAH NELSON CARIOLI | 22 | 10 | 12 | | M.C. VILLA DE OJEN | 20131-MA |
| 9 | 10 | IVAN SANCHEZ RODRIGUEZ | 17 | 9 | 8 | KTM | M.C. ALMONTE | 20199-H |
| 10 | 55 | JOSE ANTONIO MORENO ROJAS | 12 | 6 | 6 | KTM | C.D. MX LOS VALLES DE ALO | 20194-CA |
| 11 | 121 | ISMAEL BERNALDEZ RENERO | 11 | 4 | 7 | KTM | C.D. TRT RACING SERVICE | 20034-SE |
| 12 | 69 | JOSE MIGUEL SANCHEZ RUIZ | 8 | 3 | 5 | KTM | M.C. MOTOS ORTIZ MARBELL | 20115-MA |
| 13 | 176 | VICTOR CORBACHO ROLDAN | 5 | 5 | 0 | KTM | M.C. RONDA | 20159-MA |
| 14 | 31 | FCO JOSÉ MORENO BUTRON | 4 | 0 | 4 | | M.C. REBUFO CHICLANA | 20162-CA |
| 15 | 20 | IZAN TORNAY NARVAEZ | 4 | 2 | 2 | KTM | C.D. MX JEREZ | 20106-CA |
| 16 | 28 | HUGO RUIZ CORREDERA | 1 | 1 | 0 | KTM | C.D. TRT RACING SERVICE | 20019-SE |
| 50 CC AUTOMATICAS | | | | | | | | |
| 1 | 17 | JESUS NAVARRO HUERTAS, | 50 | 25 | 25 | HUSQVARNA | M.C. ALESER | 20083-SE |
| 2 | 320 | SERGIO NAVARRO GAMERO | 44 | 22 | 22 | | C.D. MX PARK COSTA DEL SC | 20066-MA |
| 3 | 248 | PABLO CABRERA AVALOS | 38 | 18 | 20 | HUSQVARNA | M.C. ALMONTE | 20026-H |
| 4 | 44 | ANGEL FERNANDEZ SARMIENTO | 34 | 16 | 18 | HUSQVARNA | M.C. CEUTA | 20189-CA |
| 5 | 76 | JOSE ANTONIO OREA NAVARRO | 33 | 20 | 13 | HUSQVARNA | M.C. ALCALA GUADARIA | 20047-SE |
| 6 | 61 | OLIVER MATILLA ROMERO | 30 | 14 | 16 | HUSQVARNA | M.C. ALESER | 20042-CO |
| 7 | 12 | OSCAR PALMAS ACUÑA | 28 | 13 | 15 | KTM | C.D. MURIEL RACING TEAM | 20146-H |
| 8 | 21 | ABRAHAM POQUET PEREZ | 15 | 15 | 0 | KTM | C.D. MAIK RACING SEVILLA | 20008-CA |
| 9 | 141 | DAVID SALAS CASTELLANO | 14 | 0 | 14 | KTM | M.C. BOLLULLOS | 20027-HU |

MX Interprovincial de Chiclana

1. MX1-MX2 AFICIONADOS

Circuito de Chiclana 1,200 km

GENERAL CAMPEONATO

| Pos. | Nº | Nombre | Total puntos | 1Chi | 2Chi | Marca | Club | Registro del c |
|-------------------------|-----|-------------------------------|--------------|------|------|-----------|--------------------------|----------------|
| MX-1 AFICIONADOS | | | | | | | | |
| 1 | 78 | ANDRES GORDILLO LAMA | 50 | 25 | 25 | HONDA | C.D. RACING TEAM SUR | 20093-SE |
| 2 | 47 | DIEGO GALVEZ GARCÍA | 44 | 22 | 22 | KTM | C.D. TRT RACING SERVICE | 19995-SE |
| 3 | 71 | GIOVANNI ARANDA IGLESIAS | 40 | 20 | 20 | YAMAHA | M.C. DEJATE CAE | 20147-CA |
| 4 | 149 | TAREK ABDERRAHAMAN AHMED | 34 | 16 | 18 | KTM | M.C. CEUTA | 20206-SE |
| 5 | 96 | WIEBE AMADOR BAENA | 32 | 18 | 14 | KTM | C.D. MURIEL RACING TEAM | 20151-SE |
| 6 | 6 | ISMAEL MOHAMED MAIMON | 31 | 15 | 16 | KAWASAKI | M.C. CEUTA | 20110-SE |
| 7 | 49 | ALVARO ROLDAN PRUDENCIO | 29 | 14 | 15 | YAMAHA | M.C. VALVERDEÑO | 20108-H |
| MX-2 AFICIONADOS | | | | | | | | |
| 1 | 89 | JAVIER BARRIGA MARIN | 50 | 25 | 25 | KTM | M.C. MORON | 20064-SE |
| 2 | 50 | DIEGO ALBA ARAGON | 42 | 20 | 22 | HONDA | M.C. CHICLANERO | 20185-CA |
| 3 | 29 | SAMUEL ROJAS MARTINEZ | 42 | 22 | 20 | HUSQVARNA | C.D. MOTEROS DEL SU ECOL | 20059-SE |
| 4 | 100 | MIRIAM MENA SERRALBO | 36 | 18 | 18 | HONDA | M.C. MORON | 20054-SE |
| 5 | 19 | HUGO MIGUEL CANDIDO DE CUHNHA | 32 | 16 | 16 | YAMAHA | M.C. REBUFO CHICLANA | 20186-CA |
| 6 | 34 | SEBASTIAN POMARES RODRIGUEZ | 28 | 14 | 14 | YAMAHA | M.C. VALVERDEÑO | 20127-H |
| 7 | 24 | RUBEN BUTRON VERDUGO | 26 | 11 | 15 | KAWASAKI | M.C. CHICLANERO | 20135-CA |
| 8 | 71 | RAFAEL AVALOS LOPEZ | 26 | 13 | 13 | HONDA | M.C. ARAHALENSE | 20188-SE |
| 9 | 242 | SERGIO ATENCIA CARO | 23 | 12 | 11 | | M.C. CEUTA | 20098-SE |
| 10 | 21 | FCO.JOSE MADUEÑO VIDAL | 22 | 10 | 12 | YAMAHA | MC. CEUTA | 20070-SE |
| 11 | 10 | DANIEL VERDUGO BERMUDEZ | 18 | 9 | 9 | KAWASAKI | M.C. MORON | 20173-SE |
| 12 | 111 | JUAN JOSE GONZALEZ RODRIGUEZ | 17 | 7 | 10 | HUSQVARNA | M.C. ALESER | 20164-H |
| 13 | 44 | FRANCISCO CABEZA MENACHO | 16 | 8 | 8 | YAMAHA | C.D. EMA COMPETICION | 20183-CA |
| 14 | 101 | ENRIQUE RUIZ MAQUEDA | 15 | 15 | 0 | HUSQVARNA | C.D. MURIEL RACING TEAM | 20169-SE |
| 15 | 171 | SERAFIN OLIVA RUIZ | 13 | 6 | 7 | | | 20197-CA |
| 16 | 99 | DANIEL LOPEZ BORREGO | 11 | 5 | 6 | HUSQVARNA | M.C. ALESER | 20099-SE |
| 17 | 129 | ABEL ARMARIO ZALDIVAR | 9 | 4 | 5 | KAWASAKI | M.C. CHICLANERO | 20144-CA |
| 18 | 511 | SERGIO SALAS CRUZ | 5 | 1 | 4 | KTM | C.D. MURIEL RACING TEAM | 20028-H |
| 19 | 173 | MANUEL JESUS PARADELA FORNELL | 3 | 3 | 0 | HONDA | M.C. CHICLANERO | 61297-CA |
| NT | 9 | JOSE DANIEL HORRILLO CADENA | 0 | 0 | 0 | HUSQVARNA | M.C. MORON | 20192-SE |
| NT | 38 | JOSE LUIS CRESPO PARRA | 0 | 0 | 0 | HUSQVARNA | C.D. RACING TEAM SUR | 20130-SE |

MX Interprovincial de Chiclana

5. MX1-MX2

Circuito de Chiclana 1,200 km

GENERAL CAMPEONATO

| Pos. | Nº | Nombre | Total puntos | 1Chi | 2Chi | Marca | Club | Registro del c |
|-------------|-----|-------------------------------|--------------|------|------|-----------|--------------------------|----------------|
| MX-1 | | | | | | | | |
| 1 | 85 | JONATHAN MARQUEZ RODRIGUEZ | 38 | 18 | 20 | | M.C. ALESER | 189279-BA |
| 2 | 39 | MANUEL BELTRAN GARRIDO | 35 | 22 | 13 | KTM | C.D. TRT RACING SERVICES | 20044-H |
| 3 | 57 | JOSE ALBERTO ALMENARA CAMISÓN | 34 | 16 | 18 | YAMAHA | M.C. ALESER | 20050-SE |
| 4 | 91 | JESUS QUINTERO HERNADEZ | 29 | 13 | 16 | HONDA | M.C. EXTREMADURA RANCIG | 189264-CC |
| 5 | 19 | MARCO BAENA VELA | 29 | 14 | 15 | YAMAHA | M.C. ESC. EDUARDO CASTRC | 20096-SE |
| 6 | 198 | JOSE ENRIQUE MERIDA GALIANA | 29 | 15 | 14 | KAWASAKI | C.D. Motoclub Alhaurino | 20088-MA |
| 7 | 34 | ALBERTO PACHECO PEREZ | 24 | 12 | 12 | YAMAHA | M.C. ESC. EDUARDO CASTRC | 20178-CA |
| 8 | 169 | VICTOR RODRIGUEZ CEBRIAN | 22 | 11 | 11 | HUSQVARNA | C.D. MURIEL RANCING TEAM | 20117-CA |
| MX-2 | | | | | | | | |
| 1 | 313 | PETER POLAK | 50 | 25 | 25 | KTM | | 20208-CA |
| 2 | 179 | RICHARD SYKINA | 40 | 20 | 20 | KTM | | 20209-CA |
| 3 | 161 | GONZALO GOMEZ VILLEGAS | 31 | 15 | 16 | | C.D. MURIEL RACING TEAM | 20134-H |
| 4 | 397 | DENIS CANTO SERRANO | 31 | 16 | 15 | TM | M.C. DEJATE CAE | 20069-CA |
| 5 | 727 | JULIAN MATEO SIERRA | 27 | 14 | 13 | | M.C. MORÓN | 20049-SE |
| 6 | 257 | JONATAN ALMENARA CAMISON | 26 | 12 | 14 | KTM | M.C. ALESER | 20057-SE |
| 7 | 221 | PABLO CABRERA GONZÁLEZ | 25 | 13 | 12 | KTM | M.C. RODERA HUMEDA | 67902-GC |
| 8 | 325 | ALFARIZI MUHAMMAD DELVINTOR | 22 | 22 | 0 | | M.C. VILLA DE OJEN | 20133-MA |
| 9 | 77 | TOMAS IGNACIO MERCADO CAMPO | 22 | 11 | 11 | KTM | | 67906-TF |

MX Interprovincial de Chiclana

2. MX3-MX4

Circuito de Chiclana 1,200 km

GENERAL CAMPEONATO

| Pos. | N° | Nombre | Total puntos | 1Chi | 2Chi | Marca | Club | Registro del c |
|-------------|-----|-----------------------------|--------------|------|------|-----------|---------------------------|----------------|
| MX-3 | | | | | | | | |
| 1 | 101 | ANTONIO VILLEGAS IGLESIAS | 50 | 25 | 25 | KTM | MC. MORÓN | 20003-SE |
| 2 | 321 | DAVID CANO BARBERO | 44 | 22 | 22 | HONDA | C.D. MX PARK COSTAL DEL S | 20182-CA |
| 3 | 66 | DAVID TORRALBA DIEGUEZ | 40 | 20 | 20 | YAMAHA | C..D. TORRACING | 20177-SE |
| 4 | 19 | JOSE MIGUEL LOPEZ FERNANDEZ | 36 | 18 | 18 | KTM | C.D. TRT RACING SERVICE | 20043-SE |
| MX-4 | | | | | | | | |
| 1 | 17 | RAFAEL BUTRON RODRIGUEZ | 45 | 20 | 25 | KAWASAKI | M.C. REBUFO CHICLANA | 20191-CA |
| 2 | 15 | FRANCISCO MIGUEZ RAMOS | 44 | 22 | 22 | YAMAHA | M..C. ESC. EDUARDO CASTRO | 20112-SE |
| 3 | 1 | CARLOS OLMEDO MORALES | 38 | 18 | 20 | HUSQVARNA | C.D. MOTEROS DEL SUR ECO | 20058-SE |
| 4 | 6 | DAMIAN MORENO LIMONES | 34 | 16 | 18 | KAWASAKI | M.C. CORIA | 20103-SE |
| 5 | 61 | FRANCISCO PALMAS GONZALEZ | 31 | 15 | 16 | KAWASAKI | C.D. MURIEL RACING TEAM | 20090-H |
| 6 | 69 | FLORENCIO BOCETA MARTINEZ | 29 | 14 | 15 | KTM | M.C. TREBUJENA | 20041-SE |
| 7 | 94 | HOUMAN GABARI | 27 | 13 | 14 | HONDA | MC. CEUTA | 20157-SE |
| 8 | 82 | RAUL CASTEL ROMERO | 25 | 25 | 0 | | M.C. ALESER | 20048-SE |
| 9 | 11 | FRANCISCO BAÑEZ JIMENEZ | 24 | 11 | 13 | KTM | C.D. MURIEL RACING TEAM | 20063-H |
| 10 | 7 | OSCAR PALMAS GONZALEZ | 24 | 12 | 12 | KAWASAKI | C.D. MURIEL RACING TEAM | 20145-H |
| 11 | 56 | JOSE MORENO SANCHEZ | 21 | 10 | 11 | KAWASAKI | C.D. MURIEL RACING TEAM | 20100-H |
| NT | 123 | JORGE GALAN MUÑOZ | 0 | 0 | 0 | KAWASAKI | M.C. ALMONTE | 20116-H |

MX Interprovincial de Chiclana

3. PROMESAS 85CC-CLASICAS

Circuito de Chiclana 1,200 km

GENERAL CAMPEONATO

| Pos. | Nº | Nombre | Total puntos | 1Chi | 2Chi | Marca | Club | Registro del c |
|-----------------------|-----|----------------------------|--------------|------|------|-----------|-------------------------|----------------|
| CLASICAS 85 CC | | | | | | | | |
| 1 | 77 | JOSE VILLANUEVA JUNCOSA | 25 | 25 | -- | KTM | C.D. MX JEREZ | 20102-SE |
| CLASICAS OPEN | | | | | | | | |
| 1 | 8 | RAUL MARTIN GALVAN | 50 | 25 | 25 | YAMAHA | M.C. CORIA | 20168-SE |
| 2 | 76 | ALBERTO CORBACHO AGUILAR | 44 | 22 | 22 | HONDA | M.C. RONDA | 20158-MA |
| 3 | 7 | ENRIQUE LEON GALLEGO | 20 | 20 | 0 | YAMAHA | M.C. RONDA | 20113-MA |
| PROMESAS 85 CC | | | | | | | | |
| 1 | 229 | FRANCISCO GARCIA OCAÑA | 50 | 25 | 25 | HUSQVARNA | ESC. ZAMBRANA | 20023-CA |
| 2 | 114 | MUHAMMAD ARSENIO ALGIFARI | 44 | 22 | 22 | | M.C. VILLA DE OJEN | 20138-MA |
| 3 | 110 | RICHARD PAAT | 38 | 20 | 18 | | M.C. VILLA DE OJEN | 20137-MA |
| 4 | 22 | HUGO NORK | 35 | 15 | 20 | | C.D. VILLA DE OJEN | 20138-MA |
| 5 | 75 | ARDYANSYAH SHEVA ANELA | 34 | 18 | 16 | | M.C. VILLA DE OJEN | 20132-MA |
| 6 | 24 | JACOBO VAZQUEZ SANCHEZ | 31 | 16 | 15 | KTM | M.C. MORON | 20097-SE |
| 7 | 21 | ADAY ROJAS ROBLES | 27 | 13 | 14 | HUSQVARNA | M.C. ENDURO-CROSS SAN R | 20143-CA |
| 8 | 85 | JONATHAN ROMERO CORDERO | 27 | 14 | 13 | KTM | M.C. SANLUQUEÑO | 20084-CA |
| 9 | 112 | VICTOR BELTRAN CORONEL | 23 | 12 | 11 | HUSQVARNA | M.C. ALESER | 20017-H |
| 10 | 19 | ANTONIO GALIANO ARENGA | 21 | 11 | 10 | HUSQVARNA | M.C. ALESER | 20025-SE |
| 11 | 317 | JERONIMO MUÑOZ SOTO | 19 | 10 | 9 | | M.C. REBUFO CHICLANA | 20141-CA |
| 12 | 51 | RAUL CARDENAS ESPINOSA | 12 | 0 | 12 | KTM | M.C. MORON | 20045-SE |
| 13 | 61 | FRANCISCO PALMAS RODRIGUEZ | 9 | 9 | -- | KTM | C.D. MURIEL RACING TEAM | 20091-H |
| NT | 14 | JOSE ANTONIO RUIZ AVILA | 0 | 0 | 0 | | M.C. REBUFO CHICLANA | 20156-CA |